

# MPO Array Cords

8F/12F



## Product Specification

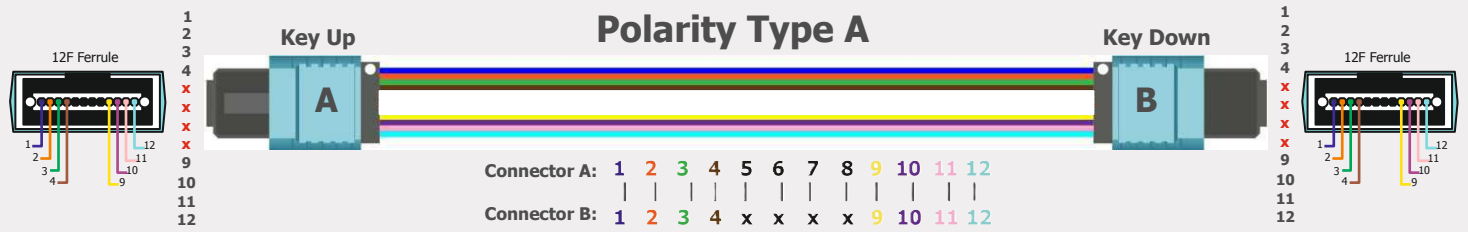
Fibre Type	SM - G.657.A1 Bend Insensitive MM - OM3, OM4
Capacity	8F/ 12F
Jacket Cable Diameter (mm)	3
Jacket Colour	SM Fibre - Yellow MM Fibre - OM3/OM4 - Aqua
Length Tolerance	Length (L) up to 10m-L-0/+0.20Mtr and 10m-L+2%L/-0 Mtr
Outer Jacket Material	LSZH
MPO connector Housing	SM-Yellow OM3/OM4-Aqua
MPO connector Boot	Black
MPO Connector	Female = Unpinned
Operating Temperature	-20°C to +70°C

## Optical Specifications

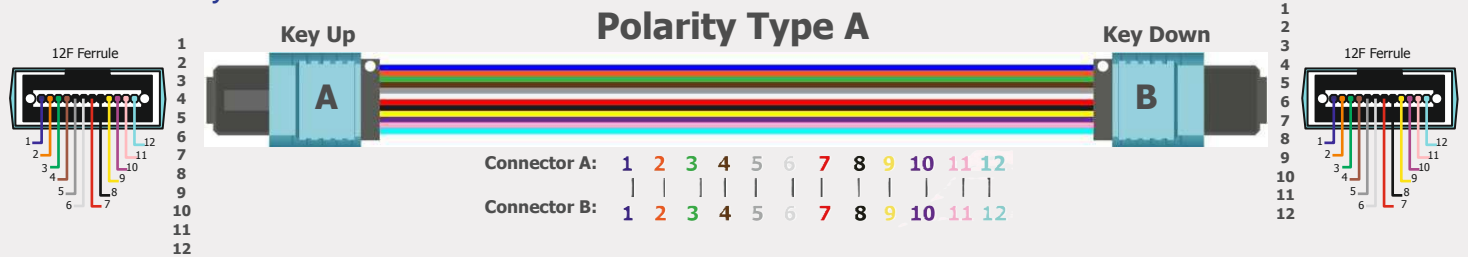
MPO Trunks		SM IL (dB)	SM RL(dB)	MM IL(dB)	MM RL(dB)
Connector	Loss	@1310/1550nm	@1310/1550nm	@850/1300nm	@850/1300nm
MPO/PC	Low Loss	NA	NA	≤ 0.35	≥ 35dB
	Ultra Low Loss	NA	NA	≤ 0.25	≥ 35dB
MPO APC	Low Loss	≤ 0.35	≥ 60dB	≤ 0.35	≥ 35dB
	Ultra Low Loss	≤ 0.30	≥ 60dB	≤ 0.30	≥ 35dB

## Polarity Type B

### 8F MPO Array Cords



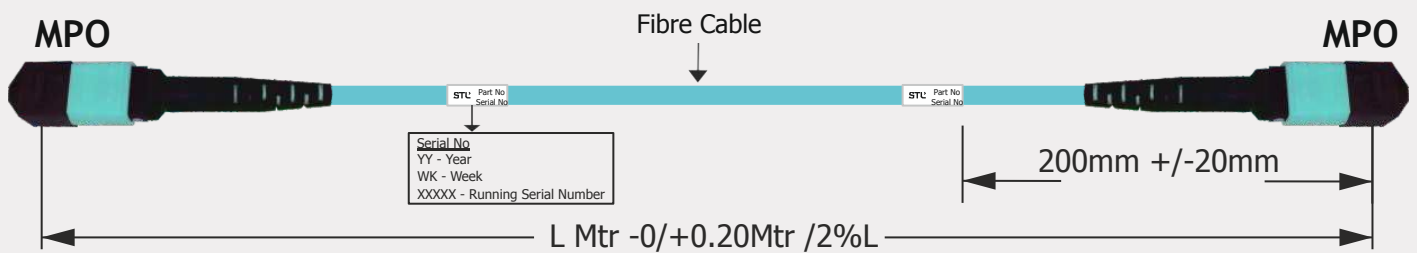
### 12F MPO Array Cords



## Testing Standards

End Face Characteristics	As per IEC 61300-3-35
Optical performance	Insertion loss (IL): as per IEC 61300-3-4 Return loss (RL): as per IEC 61300-3-6

## Dimensions



## Part Number Configurator

Product Type	Cable Type	Fibre Type	Terminated Fibre Count	Jacket Type	End Connector 1 <sup>1</sup>	End Connector 2 <sup>1</sup>	Loss	Length UoM	Length	Special Character
M	S	9	B	L	4	4	L	M	099	000

<b>Product Type</b>		<b>Fibre Type</b>		<b>Terminated Fibre Count</b>		<b>Jacket Type</b>		<b>End Connector-1<sup>1</sup></b>		<b>Loss</b>	
<b>M</b>	MPO	<b>9</b>	SM G657A1	<b>A</b>	8F <sup>2</sup>	<b>L</b>	LSZH	<b>2</b>	8F MPO - Female - Base 8	<b>L</b>	Low Loss
		<b>3</b>	OM3, BIMMF	<b>B</b>	12F <sup>3</sup>	<b>End Connector-1<sup>1</sup></b>		<b>4</b>	12F MPO - Female - Base 12	<b>U</b>	Ultra Low Loss
<b>Cable Type</b>										<b>Length UoM</b>	
<b>S</b>	Indoor small dia. cable Array cords (8/12F)									<b>F</b>	Feet
										<b>M</b>	Metres
										<b>Length</b>	
										<b>L</b>	001 to 999
										<b>Special Character</b>	
										<b>000</b>	No Customization

## Note:

- Others on request
- Available in Base 8 configuration only
- Available in Base 12 configuration only

For additional information please contact your sales representative.

You can also visit our website at [www.stl.tech](http://www.stl.tech)

The information given herein, including drawings, illustrations and schematics are intended for illustration purposes only and is believed to be reliable. However, STL makes no warranties to its accuracy or completeness and disclaims any liability in connection with its use. STL obligations shall be only set forth in STL standard terms and conditions of the sale and in no case, STL be liable for any incidental, indirect or consequential damages arising out of sale, resale, use or misuse of the product. Users of STL products should make their own evaluation to determine the suitability of such each product for the specific application.