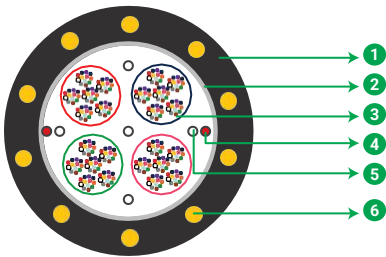
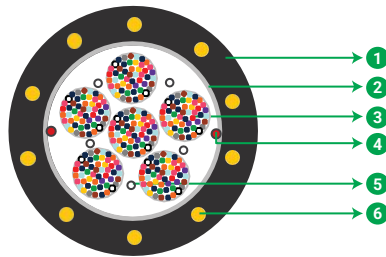
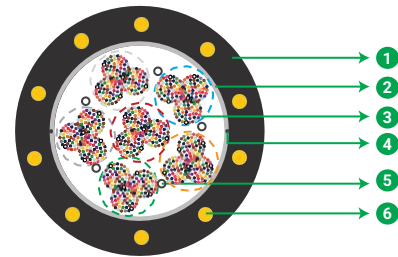


Celesta

Intermittently Bonded Ribbon OFC Single Sheath Duct


96F-576F

864F

1728F
1 OUTER SHEATH
2 WATER BLOCKING TAPE
3 BUNCH OF IBRs
4 RIPCORDS
5 WATER SWELLABLE YARNS
6 EMBEDDED STRENGTH MEMBER

** Typical Construction Diagram - Not to Scale*

Features & Benefits

- Special bend insensitive fiber results in increased power budget and network serviceability
- Unique cable design allows deployment by blowing and pulling
- Innovative Color-coded bonded design for easier and faster Ribbon identification
- Black Printing for easier and faster Ribbon identification
- Precise fiber and ribbon geometries result in excellent mass fusion splicing yields
- Multiple ribbon bundles design with ripcords for easy and quick mid-span access
- Aramid reinforced plastic strength members for mitigating preferential bending
- Dry water-blocking technology for gel free core helps in quicker end preparation

Product Details

STL's Celesta Intermittent Bonded Ribbon Cable combines robust performance for duct installations with the productivity of high-count mass fusion splicing. The innovative ribbon bond design results in dense fiber packing and smaller cable diameter. This cable offers an outstanding solution for demanding high-growth, high-bandwidth communications applications like data centers, equipment connections within cabinets, outside plant applications.

Cable Performance Standards

Cable complies to the following standards IEC 60793, IEC 60794, ANSI/ICEA S-122-744, Telcordia GR-20, ITU-T, RoHS, REACH, EIA/TIA-598C.

Printing Details

Printing : STL SM "FIBER COUNT" "FIBER TYPE" CELESTA IBR OFC LASER SYMBOL TELEPHONE SYMBOL YEAR OF MANUFACTURE LENGTH CODE FEET MARKING

Note : The accuracy of marking shall be + 0.5%. Occasional loss of printing & remarking shall be as per Bell core GR 20, and this supersedes the earlier markings.

Specifications

Physical Characteristics	
Fiber Type	STL HD A2 250um
Maximum Cabled Attenuation (dB/km)	1310nm : 0.4 & 1550nm : 0.3
PMD LDV (ps/sqrt.km)	≤ 0.2
Ribbon Type	Intermittently Bonded Ribbon (IBR)
Fiber per IB Ribbon	12
Water Blocking Elements	Yarns and Water Swellable Tape
No. of Ripcords	2
Strength Member	Aramid Reinforced Plastic (ARP) Embedded in outer Sheath
Outer Sheath Material	UV Proof Black Polyethylene

Cable Characteristics						
Product Code	No. of Fibers	Bundling of Ribbons (Bundle x Fiber)	Unit Binder Color	Cable Diameter mm (inch) (± 5%)	Cable Weight Kg/Km (lbs./ft.) (± 10%)	Tensile Strength N (lbf.)
R10096S201FAP10000	96	1 x 96	Blue	8.2 (0.322)	45 (0.030)	1000 (224.8)
R10144S202FAP10000	144	2 X 72	Blue, Orange	11.7 (0.460)	78 (0.05)	1000 (224.8)
R10288S204FAP10000	288	4 X 72	Blue, Orange, Green, Brown	11.7 (0.460)	96 (0.06)	2500 (562)
R10432S206FAP10000	432	6 X 72	Blue, Orange, Green, Brown, Slate, White	12.7 (0.50)	110 (0.73)	2700 (606.9)
R10576S204FAP10000	576	4 X 144	Blue, Orange, Green, Brown	14.0 (0.55)	130 (0.08)	2700 (606.9)
R10864S206FAP10000	864	6 x 144	Blue, Orange, Green, Brown, Slate, White	17.7 (0.69)	200 (0.13)	2700 (606.9)
R11728S206FAP10000	1728	6 x 288	Blue, Orange, Green, Brown, Slate, White	23.5 (0.93)	332 (0.222)	2700 (606.9)

Specifications

Mechanical & Environmental Characteristics

Cable Characteristics	Cable Performance	Testing Standard
Tensile Strength (N) (lbf)	Short Term – as per above table Long Term – 1/3 rd of the short term tensile	ICEA 122-744 FOTP-33
Crush Resistance (N/cm) (lbf/in)	220 (125.62)	ICEA 122-744 FOTP-41
Impact Strength (Nm) (lb.in)	1 (8.85)	ICEA 122-744 FOTP-25
Torsion	±180°	ICEA 122-744 FOTP-85
Min. Bend Radius (During Installation)	20 D	ICEA 122-744 FOTP-88
Min. Bend Radius (After Installation)	15 D	ICEA 122-744 FOTP-88
Water Penetration Test*	1m waterhead, 3m samples, 24 h	ICEA 122-744 FOTP-82
Temperature Performance	Max. change in attenuation shall be $\leq 0.15\text{ dB/km}$	ICEA 122-744 FOTP-3
Installation	-30°C to +70°C	
Operation	-40°C to +70°C	
Storage	-40°C to +70°C	

* For 1728F sample length shall be 5m

Note : All tests shall be carried out as per IEC standards. Change in attenuation after and before testing shall be $\leq 0.05\text{ dB/km}$ for Single Mode Fiber.


IBR Identification Printing and Color Sequence

Fiber Color Sequence (AS per EIA/TIA 598C)

Blue Orange Green Brown Slate White Red Black Yellow Violet Rose Aqua

Binder Color Sequence (AS per EIA/TIA 598C)

Blue Orange Green Brown Slate White



Packing and Lengths

Drum Type	Length Multiple (feet)	Order Tolerance	Non-standard Length
Wooden Drums	10,000 20,000 ± 5% (upto 864F) 10,000 ± 5% (for 1728F)	± 5%	Max 20%, Customer Approval

For additional information please contact your sales representative.

You can also visit our website at www.stl.tech

The information given herein, including drawings, illustrations and schematics are intended for illustration purposes only and is believed to be reliable. However, STL makes no warranties to its accuracy or completeness and disclaims any liability in connection with its use. STL obligations shall be only set forth in STL standard terms and conditions of the sale and in no case, STL be liable for any incidental, indirect or consequential damages arising out of sale, resale, use or misuse of the product. Users of STL products should make their own evaluation to determine the suitability of such each product for the specific application.

01/0724