



estelan

Cat7A S/FTP Cable



Application:

All Ethernet applications which includes

- 10/100/1000 Base T or 1000 Base TX
- 10GBASE – T
- Voice, Data, CATV & Cable transmission performance is tested up to 1000 MHz
- Complied to ISO/ IEC 11801 Class FA cabling, IEC 61156-5

Standards:

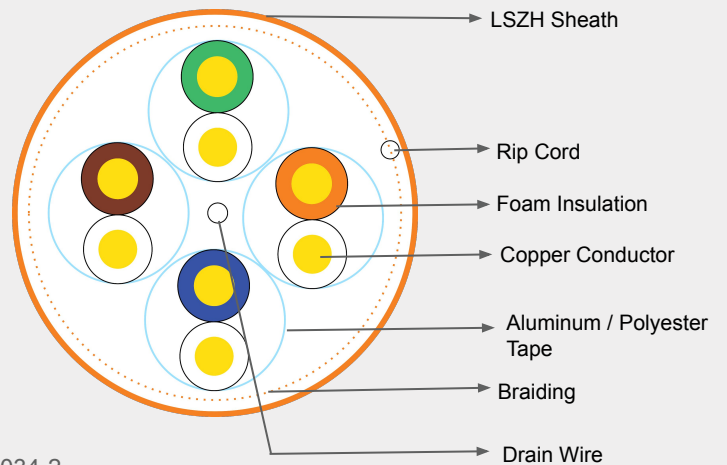
- Compatible with all common systems according to
- ISO/IEC 11801, IEC 61156-5

Flame Resistance:

Flammability Test – IEC 60332-1

Acid Gas Emission Test – IEC 60754 , Smoke Density Test – IEC 61034-2

Construction:



Conductor	23 AWG Solid bare Copper
Insulation	Skin-Foam-Skin Polyethylene
Pairs	2 Insulated conductors twisted together
Shield	Individual Pair Shielded with Aluminum - Polyester Tape
Overall Shield	Tinned Copper Braiding
Coverage	40% Nom.
Drain-wire	Tinned Copper : 0.4 mm
Sheath	LSZH
Cable Diameter	7.7 ±0.3 mm

Mechanical Properties:

Bending Radius : < 8 x Cable Diameter

Pulling Force : 11.5 Kg

Temperature Range

Operation : -20° to +70°C

Installation : 0° to + 50°C

Electrical Properties:

D.C Resistance	: ≤ 9.5 Ω/100m	Capacitance Unbalance	: 160pF/100m
Mutual Capacitance	: < 5.6nF/100m	Delay Skew	: < 25nS
Resistance Unbalance	: 2% Max		








Transmission Characteristics – IEC 61156-5

Freq. (MHz)	Insertion Loss Max. (dB/100 m)	Min. NEXT (dB)	Min. PSNEXT (dB)	Min. RL (dB)	Min. ELFEXT (dB)	Min. PSELFEXT (dB)	Propagation Delay (nS) Max.	Delay Skew (nS) Max.
4	3.7	78.0	75.0	23.0	78.0	75.0	538	25
10	5.8	78.0	75.0	25	74.0	71.0	538	25
20	8.2	78.0	75.0	25.0	68.0	65.0	538	25
31.25	10.3	78.0	75.0	23.6	64.1	61.1	538	25
62.5	14.6	78.0	75.0	21.5	58.1	55.1	538	25
100	18.5	75.4	72.4	20.1	54.0	51.0	538	25
250	29.7	69.4	66.4	17.3	46.0	43.0	538	25
300	32.7	68.2	65.2	17.3	44.5	41.5	538	25
400	38.0	66.4	63.4	17.3	42.0	39.0	538	25
500	42.8	64.9	61.9	17.3	40.0	37.0	538	25
600	47.1	63.7	60.7	17.3	38.4	35.4	539	25
700	51.1	62.7	59.7	16.6	37.1	34.1	539	25
800	54.9	61.9	58.9	16.1	35.9	32.9	539	25
900	58.5	61.1	58.1	15.5	34.9	31.9	539	25
1000	61.9	60.4	57.4	15.1	34.0	31.0	539	25

Color Code:

PAIR No	COLOR	PAIR No	COLOR
1-2	White & Orange	4-5	White & Blue
3-6	White & Green	7-8	White & Brown

Jacket Color (C1 C2):

	Grey (01)		Blue (02)
	Red (03)		White (04)
	Violet (05)		Orange (06)
	Yellow (07)		

Packing (P1 P2): Available in 305M (04) /500M (05) reels.

Product Code / Part No:

Part No	Product Name	Euro Class
52627-C1C2P1P2	Cat7A S/FTP-LSZH	CPR-Eca

Refer to Jacket Color and Packaging details for C1C2 and P1P2 respectively

Note: Higher CPR category will be made available on demand

02/022025



The information given herein, including drawings, illustrations and schematics are intended for illustration purposes only and is believed to be reliable. However, Sterlite Technologies makes no warranties to its accuracy or completeness and disclaims any liability in connection with its use. Sterlite Technologies obligations shall be only set forth in Sterlite Technologies standard terms and conditions of the sale and in no case, Sterlite Technologies be liable for any incidental, indirect or consequential damages arising out of sale, resale, use or misuse of the product. Users of Sterlite Technologies products should make their own evaluation to determine the suitability of such each product for the specific application.