



micrOTP

Micro Optical Termination Point

micrOTP is part of the family of compact and versatile micro closures by STL able to meet compact Fiber Access Termination needs of the FTTx project planners. Designed with the aim of not exceeding 2L in volume, it finds its application both in aerial installation (pole and wall) and in underground installation (manholes and handholes).

The closures comply to the EN-50411-2-10 standard for fiber optic sealing closures used in FTTH optical distribution networks.

This patch&splice micro closure allows installation both in-line (cable entry/exit from opposite sides) and pot head (cable entry/exit on the same side). micrOTP closure manages both loose tube and micro module cables. It is suitable for the activation of up to 12 P2P subscribers (SC or LC connectors), selective access during reopening, processing and maintenance activities without affecting the active circuits.

Preconnectorized single fiber or multifiber drops cables can be used. It can be used positively as splitter nodes integrating up to 1x (1:16) or 2x (1:8) preconnectorized LC/apc splitters. The micrOTP, easy and safe to access, allows for the possibility of operating quickly and precisely both in the first installation and in the subsequent ones.

APPLICATIONS

- FTTP and FTTH networks
 - Outdoor environment applications:
 - aerial (pole, facade, etc.),
 - underground environment (manholes, chambers, etc.)
- Integrate solutions:
 - inside cabinet, pedestal etc.
- In-line - Butt - Tap-off configuration
- Cable entry in line or branch

INSTALLATIONS

- Compact handholes
- Poles
- Façade

TECHNICAL FEATURES

- G652, G657 and G655 fiber compatible
- Termination closure up to 12 drops (SC) or 16 drops (LC)
- SIZE ≤ 2liters; Splicing: up to 12 fibers
- Main cable entry 6-16mm Drop cable sealing 2-7mm
- Standard in/out cables configuration: 2 feeders + 16 drops
- Min bending radius: 30mm
- High reliability - IP68 2m and IK10
- Quick latching system, user friendly, tool less and easy closing/opening
- Operating temperature -40°C up to +70°C
- ROHS and ECO friendly compliance

MICROTP ORDERING INFORMATION


PRODUCT LINE	SERIES NAME	CONFIGURATION	COLOR TYPE
Micro Closures	MICROTP (Micro Optical Termination Point)	BASIC*	Gray RAL 7035
			Black RAL 9005

* THE BASIC CONFIGURATION OF MICROTP INCLUDES - 1 TRAY, 12 SPLICES STANDARD SHRINKABLE (FIBERTERM SMOOVE TYPE) GASKETS KITS: 2 BLIND GASKETS - 2 FEEDER GASKETS 6-8MM - 4 GASKETS WITH 4 HOLES EACH (2-3MM)


There are different types of gaskets kits that can cover a wide range of cable diameters for each microOTP closure's entry/exit. Other optional kits available:

- MICRODCKIT-VALVE kit: Used as a pressurized air flash test point (air must be released after test).
- MICRODCKIT-GROUNDING BOLT kit: Required for cable shield grounding.

MICROTP BASIC, COMPONENTS, DIMENSIONS AND CONFIGURATIONS



MAX DIM.
Width 226 mm
Height 65 mm
Depth 155 mm



CUSTOMIZED CONFIGURATION

Customized configurations are available to meet particular requests.


Among these, the ROE (Optical Building Distribution Point) was developed particularly to be used together with multibundle retractable cables and Field Installable Connectors.

μOTP ROE acts as an underground demarcation point between the distribution network and the subscriber network. The ROE is a compact system capable of managing up to 16 subscribers.

It is supplied in the SC/APC adapters type both on the network and on the subscriber side.

This ROE has been designed for the installation inside handholes/manholes.

Other customizations available upon request.



PACKAGING

PRODUCT NAME	PACKAGING TYPE	DIMENSIONS (MM)			GROSS WEIGHT (KG.)
		WIDTH	DEPTH	HEIGHT	
MICROTP-BASIC-GY	Carton box	250	218	77	-1.4
MICROTP-BASIC-BY	Carton box	250	218	77	-1.4
ROE-16UI-ST980	Carton box	250	218	77	-1.4

The information given herein, including drawings, illustrations and schematics are intended for illustration purposes only and is believed to be reliable. However, STL makes no warranties to its accuracy or completeness and disclaims any liability in connection with its use. STL obligations shall be only set forth in STL standard terms and conditions of the sale and in no case, STL be liable for any incidental, indirect or consequential damages arising out of sale, resale, use or misuse of the product.

Users of STL products should make their own evaluation to determine the suitability of such each product for the specific application.

MICROTP GASKETS KIT

KIT CODE AND PICTURE	KIT DESCRIPTION
MICRODCKIT-BLIND GASKET 	- BLIND GASKET (12 pcs)
MICRODCKIT-LT-FEEDER GASKET 13-16 mm 	- FEEDER GASKET 1 HOLE 13-16 mm (12 pcs) - NYLON TIE-WRAP 100X2.5 (24 pcs) - ADHESIVE VELCRO (1 m) - CABLE CLIP (12 pcs) - DUMMY GASKET (12 pcs)
MICRODCKIT-LT- FEEDER GASKET 10-13 mm 	- FEEDER GASKET 1 HOLE 10-13 mm (12 pcs) - NYLON TIE-WRAP 100X2.5 (24 pcs) - ADHESIVE VELCRO (1 m) - CABLE CLIP (12 pcs) - DUMMY GASKET (12 pcs)
MICRODCKIT-LT- FEEDER GASKET 9-11 mm 	- FEEDER GASKET 1 HOLE 9-11 mm (12 pcs) - DUMMY GASKET (12 pcs) - ADHESIVE VELCRO (1 m) - CABLE CLIP (12 pcs) - NYLON TIE-WRAP 100X2.5 (24 pcs)
MICRODCKIT-LT- FEEDER GASKET 8-10 mm 	- FEEDER GASKET 1 HOLE 8-10 mm (12 pcs) - DUMMY GASKET (12 pcs) - ADHESIVE VELCRO (1 m) - CABLE CLIP (12 pcs) - NYLON TIE-WRAP 100X2.5 (24 pcs)
MICRODCKIT-LT- FEEDER GASKET 6-8 mm 	- FEEDER GASKET 1 HOLE 6-8 mm (12 pcs) - NYLON TIE-WRAP 100X2.5 (24 pcs) - ADHESIVE VELCRO (1 m) - CABLE CLIP (12 pcs) - DUMMY GASKET (12 pcs)
MICRODCKIT-LT-DROP GASKET 2X 6-7 mm 	- DROP GASKET 2 HOLES 6-7 mm (12 pcs) - DUMMY GASKET (24 pcs) - CABLE CLIP (24 pcs) - NYLON TIE-WRAP 100X2.5 (24 pcs) - NYLON TIE-WRAP 200X4.5 (24 pcs) - ADHESIVE VELCRO (1 m)
MICRODCKIT-LT-DROP GASKET 3X 5-6 mm 	- DROP GASKET 3 HOLES 5-6 mm (12 pcs) - DUMMY GASKET (36 pcs) - ADHESIVE VELCRO (1 m) - CABLE CLIP (36 pcs) - NYLON TIE-WRAP 100X2.5 (72 pcs)
MICRODCKIT-LT-DROP GASKET 3X 4-5 mm 	- DROP GASKET 3 HOLES 3-4 mm (12 pcs) - DUMMY GASKET (36 pcs) - ADHESIVE VELCRO (1 m) - CABLE CLIP (36 pcs) - NYLON TIE-WRAP 100X2.5 (36 pcs) AND 200X4.5 (36 pcs)
MICRODCKIT-LT- DROP GASKET 4X 2.5-3.5 mm 	- DROP GASKET 4 HOLES 2.5-3.5 mm (12 pcs) - ADHESIVE VELCRO (1 m) - CABLE CLIP (24 pcs) - SILICON PULL PLAG (48 pcs) - NYLON TIE-WRAP 100X2.5 (48 pcs)
MICRODCKIT-LT-DROP GASKET 9X 2-3 mm 	- DROP GASKET 9 HOLES 2-3 mm (12 pcs) - CABLE CLIP (36 pcs) - NYLON TIE-WRAP 100X2.5 (72 pcs) - ADHESIVE VELCRO (1 m)
MICRODCKIT-LT-DROP GASKET 2X R95 	- DROP GASKET 2 RECT HOLES 9-7 x 5-4 mm (12pcs) - DUMMY GASKET (24 pcs) - ADHESIVE VELCRO (1 m) - CABLE CLIP (24 pcs) - NYLON TIE-WRAP 100X2.5 (24 pcs) AND 200X4.5 (24 pcs)


The information given herein, including drawings, illustrations and schematics are intended for illustration purposes only and is believed to be reliable. However, STL makes no warranties to its accuracy or completeness and disclaims any liability in connection with its use. STL obligations shall be only set forth in STL standard terms and conditions of the sale and in no case, STL be liable for any incidental, indirect or consequential damages arising out of sale, resale, use or misuse of the product.

Users of STL products should make their own evaluation to determine the suitability of such each product for the specific application.

MICROTP DIFFERENT INSTALLATIONS


MICRODC-SLACK BRACKET

Easy “fix and remove” system allows to permanently secure the bracket to the pole (or to the wall) and detach quickly the closure and the stored cables.



MICRODC HANGER KIT

This kit is used to suspend and firmly anchor the closure to an ADSS cable. It is possible to open the cover and make maintenance directly on the installed microdc.



MICRODC-CABLE STEEL PLATE

This external bracket is suggested for heavy-duty cables installation and allows the fixation of the cables by suitable jubilee clips.



MB-MICRODCKIT



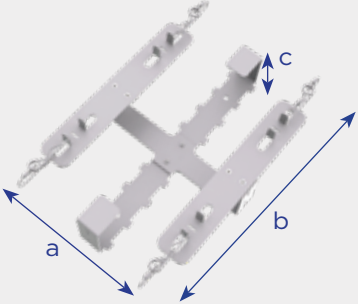



Mounting bracket kit is needed to install up to 2x microdc closures on a standard mobra arm. Microdc is the perfect solution for highly jammed manholes.



The information given herein, including drawings, illustrations and schematics are intended for illustration purposes only and is believed to be reliable. However, STL makes no warranties to its accuracy or completeness and disclaims any liability in connection with its use. STL obligations shall be only set forth in STL standard terms and conditions of the sale and in no case, STL be liable for any incidental, indirect or consequential damages arising out of sale, resale, use or misuse of the product.

Users of STL products should make their own evaluation to determine the suitability of such each product for the specific application.

MICROTP ACCESSORIES KIT

KIT CODE EXTENSION AND PICTURE	DESCRIPTION
<p>MICRODC HANGER KIT</p> 	<p>For suspension and fixation to ADSS cables (range 5-25 mm diam.)</p>
<p>MICRODC-CABLE STEEL PLATE</p> 	<p>For heavy duty armored cables external fixation</p>
<p>MICRODC-SLACK BRACKET</p> 	<p>Slack storage and easy fix bracket for pole/wall anchorage. (i.e. 20m of 7mm dia cable) Internal slack storage dimension (a213xb304xc55 mm)</p>
<p>MB-MICRODCKIT</p> 	<p>Mounting bracket for up to 2x microdc fixation to MOBRA unistrut arms</p>
<p>PRESSURE VALVE</p> 	<p>Pressure valve for flash test up to 0.2bar</p>
<p>HEARTH SCREW</p> 	<p>Grounding point for cables with metal wire</p>

The information given herein, including drawings, illustrations and schematics are intended for illustration purposes only and is believed to be reliable. However, STL makes no warranties to its accuracy or completeness and disclaims any liability in connection with its use. STL obligations shall be only set forth in STL standard terms and conditions of the sale and in no case, STL be liable for any incidental, indirect or consequential damages arising out of sale, resale, use or misuse of the product.

Users of STL products should make their own evaluation to determine the suitability of such each product for the specific application.