

nPTD HD

New Pivoting Tray Drawer HD


New Pivoting Tray Drawer HD is suitable for splicing and patching fibre optic cables. Rack (or case) structure of these drawers are 19" size in metallic material with removable front cover. Pivoting trays are mounted inside, right or left opening according to request.

nPTD HD trays can be configured both patch&splice mixed mode. The subracks are light gray RAL 7035 powder coated painted.

nPTD HD subracks can be mounted on ETSI frames by using apposite brackets.


APPLICATIONS

- Inside and outside plants installations - central offices, telecommunication equipment rooms
- High density splices and multi-cables interconnections



TECHNICAL FEATURES


- Removable front cover and pivoting trays for easy installation and maintenance
- Minimum bending radius guaranteed
- High density
- Easy access



nPTD HD Patch & Splice ORDERING INFORMATIONS


SERIE NAME	CONFIG. TYPE	STANDARD TYPE	OPENING SIDE TRAY	No. UNITS	SPLICE ARRAY MODULE TYPE	TOT TRAYS No.	TOT SPLICE No. PER TRAYS	HOLDER TYPE FOR SPLICE PROTECTION	CONNECTOR TYPE	TOT No. ADAPTER	TOT No PIGTAILS
nPTD-HD	M MIXED PATCH & SPLICE	I 19 INCHES	R RIGHT	3	RHD	12	24	H HEAT-SHRINKABLE (SMOUV TYPE)	4L0 = LC-PC SM QUAD	UP TO 72	UP TO 288
				2		8			4LM BEIGE LC-PC MM OM2 QUAD	UP TO 24	UP TO 96
	P ONLY PATCH		L LEFT	1		4		C MECHANICAL CRIMP (ANT TYPE)	4LM AQUA LC-PC MM OM3 QUAD	UP TO 24	UP TO 96
									4LM ERIKA VIOLET LC-PC MM OM4 QUAD	UP TO 24	UP TO 96

EASY ACCESS THANKS TO THE SPACE BETWEEN THE ADAPTERS



nPTD HD DIMENSIONS

nPTD HD					
STANDARD TYPE	UNITS NUMBER	DIMENSION IN mm			TRAYS NUMBER
		WIDTH	DEPTH	HEIGHT	
19 INCHES	1U	445	280	44	1
	2U	445	280	84,5	UP TO 2
	3U	445	280	128	UP TO 3



PACKAGING

PRODUCT NAME	PACKAGING TYPE	DIMENSIONS (mm)			GROSS WEIGHT (kg.)
		WIDTH	DEPTH	HEIGHT	
nPTD-HD 1 UNIT	Carton box	510	360	120	3,5
nPTD-HD 2 UNITS	Carton box	510	360	155	5,8
nPTD-HD 3 UNITS	Carton box	510	360	200	9,5

The information given herein, including drawings, illustrations and schematics are intended for illustration purposes only and is believed to be reliable. However, STL makes no warranties to its accuracy or completeness and disclaims any liability in connection with its use. STL obligations shall be only set forth in STL standard terms and conditions of the sale and in no case, STL be liable for any incidental, indirect or consequential damages arising out of sale, resale, use or misuse of the product. Users of STL products should make their own evaluation to determine the suitability of such each product for the specific application.