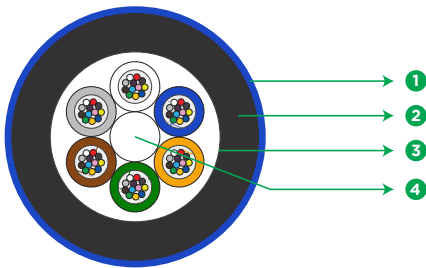
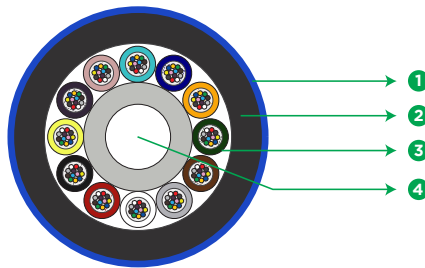


Micro-Lite

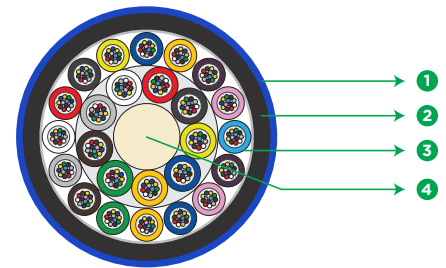
Multitube Gel Filled Double Jacket OFC
12F - 288F | Single Mode Fiber



Cross Section 72F



Cross Section 144F



Cross Section 288F

1 OUTER PA JACKET

2 OUTER PE SHEATH

3 GEL FILLED TUBE

4 STRENGTH MEMBER

* Typical Construction Diagram - Not to Scale

Features & Benefits

- Micro loose tube & dual jacket PE& PA offer easy handling light weight cable
- Dry water-blocking technology for gel free core helps in quicker end preparation
- Easily removable rugged UV stabilized thermoplastic jackets
Resistant to termite attacks
- Ripcords for easy and quick mid span access

Product Details

STL MICRO-LITE Multitube PE/PA Jacket Fiber Optic Cables are typically used for outside plant (OSP) applications. Suitable for external underground installations in (micro) ducts by pulling, blowing or floating techniques. This cable comes with loose tubes containing optical fiber & water blocking gel, loose tube is S-Z stranded over FRP, surrounded with water-swellaible yarns to prevent water ingress in the cable. A thermoplastic dual jacket of polyethylene & polyamide is extruded over the cable core making the cable robust and installation friendly.

Cable Performance Standards

Cable complies to the following standards IEC 60793, IEC 60794-1-21/22, ITU-T, RoHS, REACH.

Printing Details

Printing: STERLITE SM FIBER TYPE FIBER COUNT F MICRO OFC LASER SYMBOL TELEPHONE SYMBOL YEAR OF MANUFACTURE LENGTH CODE "METER" MARKING

Note: The accuracy of marking shall be + 0.5%. Occasional loss of printing & remarking shall be as per Bell core GR 20 and this supersedes the earlier markings.

Specifications

Physical Characteristics	
Fiber Count	12-288
Fiber Type	STL OH LITE (ITU-T G.652.D) / STELLAR (ITU-T G.657.A2)
Maximum Cabled Attenuation (dB/km)	1310nm : 0.35; 1550 nm : 0.23
PMD LDV (ps/sqrt.km)	≤ 0.1
Fibers per Tube	12
Central Strength Member	FRP (Fiber Reinforced Plastic)
Filler	Thermoplastic material
Core Wrapping	Binder and water swellable yarns
No of Ripcords Below Sheath	2
Outer Sheath Material	UV Stabilized Black Polyethylene
Outer Jacket Material	UV Stabilized Blue Nylon (bonded to PE Sheath)

Fiber Color Sequence (as per EIA/TIA 598C)

Blue	Orange	Green	Brown	Slate	White	Red	Black	Yellow	Violet	Rose	Aqua
------	--------	-------	-------	-------	-------	-----	-------	--------	--------	------	------

Cable Designs with G.657.A2 Fiber | STL Stellar Fiber

Product Code	Fiber Count	No. of Tubes	Tube Color Sequence	No. of Fillers	Cable Diameter mm (±0.3)	Cable Weight Kg/ Km (±10%)	Max. Ten Streng (N)
C10012C101GAPN0000	12	1	Blue, Filler, Filler, Filler, Filler, Filler	5	7.0	42	1000
C10024C102GAPN0000	24	2	Blue, Orange, Filler, Filler, Filler, Filler	4	7.0	42	1000
C10036C103GAPN0000	36	3	Blue, Orange, Green, Filler, Filler, Filler	3	7.0	42	1000
C10048C104GAPN0000	48	4	Blue,Orange,Green,Brown,Filler, Filler	2	7.0	42	1000
C10072C106GAPN0000	72	6	Blue,Orange,Green,Brown,Slate, White	0	7.0	42	1000
C10096C108GAPN0000	96	8	Blue,Orange,Green,Brown,Slate, White, Red, Black	0	7.0	45	1000
C10144C112GAPN0000	144	12	Blue,Orange,Green,Brown,Slate, White,Red,Black,Yellow,Violet, Rose,Aqua	0	8.8	70	2000
C10288C124GAPN0000	288	24	Ist Layer : Blue, Orange, Green, Brown, Slate, White, Red, Black, Yellow, IInd Layer : Violet, Pink, Aqua, Blue#, Orange#, Green#, Brown#, Slate#, White#, Red#, Black#, Yellow#, Violet#, Pink# and Aqua#	0	10.2	90	2000

Cable Designs with G.652.D Fiber

Product Code	Fiber Count	No. of Tubes	Tube Color Sequence	No. of Fillers	Cable Diameter mm (± 0.3)	Cable Weight Kg/Km ($\pm 10\%$)	Max. Ten Streng (N)
C10012S301GAPN0000	12	1	Blue, Filler, Filler, Filler, Filler, Filler	5	7.0	42	1000
C10024S302GAPN0000	24	2	Blue, Orange, Green, Filler, Filler, Filler	4	7.0	42	1000
C10036S303GAPN0000	36	3	Blue, Orange, Green, Filler, Filler, Filler	3	7.0	42	1000
C10048S304GAPN0000	48	4	Blue, Orange, Green, Brown, Filler, Filler	2	7.0	42	1000
C10072S303GAPN0000	72	6	Blue, Orange, Green, Brown, Slate, White.	0	7.0	42	1000
C10096S308GAPN0000	96	8	Blue, Orange, Green, Brown, Slate, White, Red, Black	0	7.0	45	1000
C10144S312GAPN0000	144	12	Blue, Orange, Green, Brown, Slate, White, Red, Black, Yellow, Violet, Rose, Aqua	0	8.8	70	2000
C10288S324GAPN0000	288	24	Ist Layer : Blue, Orange, Green, Brown, Slate, White, Red, Black, Yellow, IInd Layer : Violet, Pink, Aqua, Blue#, Orange#, Green#, Brown#, Slate#, White#, Red#, Black#, Yellow#, Violet#, Pink# and Aqua#	0	10.2	90	2000

Specifications

Mechanical & Environmental Characteristics

Cable Characteristics	Cable Performance	Testing Standard
Tensile Strength (N)	As per Above Table	IEC-60794-1-21-E1
Crush Resistance (N/100 mm)	2000	IEC-60794-1-21-E3
Impact Strength (Nm)	5	IEC-60794-1-21-E4
Torsion	$\pm 180^\circ$	IEC-60794-1-21-E7
Min. Bend Radius (During Installation)	20 D	IEC-60794-1-21-E11
Min. Bend Radius (After Installation)	15 D	IEC-60794-1-21-E18
Water Penetration Test	1m waterhead, 3m samples, 24 h	IEC-60794-1-22-F5
Temperature Performance	Max. change in attenuation shall be ≤ 0.15 dB/km	IEC-60794-1-22-F1
Installation	-10° C to $+70^\circ$ C	
Operation	-40° C to $+70^\circ$ C	
Storage	-40° C to $+70^\circ$ C	

Note: All tests shall be carried out as per IEC standards. Change in attenuation after test shall be ≤ 0.05 dB/ km for Single Mode Fiber.

Packing and Lengths

Drum Type	Length Multiple (in feet)	Order Tolerance	Short Lengths
Wooden Drums	$6 \pm 5\%$	$\pm 5\%$	Max 5%, Customer Approval

For additional information please contact your sales representative.

You can also visit our website at www.stl.tech

The information given herein, including drawings, illustrations and schematics are intended for illustration purposes only and is believed to be reliable. However, STL makes no warranties to its accuracy or completeness and disclaims any liability in connection with its use. STL obligations shall be only set forth in STL standard terms and conditions of the sale and in no case, STL be liable for any incidental, indirect or consequential damages arising out of sale, resale, use or misuse of the product. Users of STL products should make their own evaluation to determine the suitability of such each product for the specific application.