

STL- Subsidiaries Financials

FY 2023-24

INDEX

Foreign Subsidiaries

Sl.No	Name
1.	PT Sterlite Technologies Indonesia
2.	Sterlite (Shanghai) Trading Company Limited
3.	Sterlite Global Ventures Mauritius Limited
4.	Sterlite Technologies DMCC
5.	Sterlite Technologies Pty Limited
6.	Sterlite Tech Holding Inc
7.	Mettalurgica Bresciana S.p.A
8.	Sterlite Technologies UK Ventures Limited
9.	STL Tech Solutions Limited
10.	Elitecore Technologies (Sdn Bhd.)
11.	STL UK Holdco Limited
12.	STL Digital UK Limited
13.	STL Digital Inc.,USA
14.	Jiangsu Sterlite Fiber Technology Co. Ltd,
15.	Elitecore Technologies (Mauritius) Limited
16.	Optotec SpA, Italy
17.	Sterlite Technologies Inc.
18.	STL Solutions Germany GMBH

Indian Subsidiaries

Sl.No	Name
19.	Sterlite Tech Cables Solutions Limited
20.	STL Networks Limited
21.	STL Digital Limited

PT STERLITE TECHNOLOGIES, INDONESIA
BALANCE SHEET AS AT MARCH 31, 2024
(All amounts are in IDR, unless otherwise stated)

	IDR	IDR
	March 31, 2024	March 31, 2023
ASSETS		
Non-current assets		
Property, plant and equipment	-	-
Capital work-in progress	-	-
Other non-current assets	20,15,33,058	20,15,33,058
Total Non-current assets	20,15,33,058	20,15,33,058
Current assets		
Inventories	-	-
Financial assets		
(i) Trade receivables	-	5,26,41,850
(ii) Cash and cash equivalents	75,77,58,438	96,85,55,625
Other current assets	54,29,56,351	57,64,48,154
Total Current assets	1,30,07,14,789	1,59,76,45,629
Total Assets	1,50,22,47,847	1,79,91,78,687
EQUITY AND LIABILITIES		
Equity		
Equity share capital	4,19,98,60,000	4,19,98,60,000
Other Equity	(2,69,87,82,843)	(2,40,18,52,003)
Total Equity	1,50,10,77,157	1,79,80,07,997
Non current liabilities		
Financial Liabilities		
(i) Borrowings	-	-
Employee benefit obligations	-	-
Deferred tax liabilities (net)	-	-
Total Non-current liabilities	-	-
Current liabilities		
Financial liabilities		
(i) Trade payables		
(a) total outstanding dues of micro and small enterprises	-	-
(b) total outstanding dues other than (iii) (a) above	-	11,70,690
Contract liabilities	-	-
Other current liabilities	11,70,690	-
Total Current Liabilities	11,70,690	11,70,690
Total Liabilities	11,70,690	11,70,690
Total Equity and Liabilities	1,50,22,47,847	1,79,91,78,687

For and on behalf of the board of directors of
PT Sterlite Technologies, Indonesia

Ankit Agarwal
Director

PT STERLITE TECHNOLOGIES, INDONESIA
STATEMENT OF PROFIT AND LOSS FOR THE YEAR ENDED MARCH 31, 2024
(All amounts are in IDR, unless otherwise stated)

	IDR Year ended March 31, 2024	IDR Year ended March 31, 2023
INCOME		
Revenue from operations	-	-
Other income	18,626	9,36,440
Total Income (I)	18,626	9,36,440
EXPENSES		
Cost of raw material consumed	(9,04,685)	(5,18,415)
Changes in inventories of work-in-progress and finished goods	-	-
Employee benefit expense	-	-
Other expenses	29,72,77,821	26,55,13,600
Total Expense (II)	29,63,73,136	26,49,95,185
Earnings before exceptional item, interest, tax, depreciation and amortisation (EBITDA) (I) - (II)	(29,63,54,510)	(26,40,58,745)
Depreciation and Amortisation Expense	-	-
Finance costs	5,76,330	10,06,790
Profit before tax	(29,69,30,840)	(26,50,65,535)
Tax expense:		
Current tax	-	-
Deferred tax	-	-
Total tax expenses	-	-
Profit for the year	(29,69,30,840)	(26,50,65,535)

For and on behalf of the board of directors of
PT Sterlite Technologies, Indonesia

Ankit Agarwal
Director
DIN:

**STERLITE (SHANGHAI) TRADING
COMPANY LIMITED**

Audit Report

Year 2023



公证天业会计师事务所(特殊普通合伙)南通分所

Nantong Branch, Gongzheng Tianye Certified Public Accountants, SGP

中国·江苏·南通

电话: 86 (513) 55018131

传真: 86 (513) 55018133

Nantong, Jiangsu, China

Tel: 86 (513) 55018131

Fax: 86 (513) 55018133

AUDIT REPORT

SUGONG T(2024) No.A002

STERLITE (SHANGHAI) TRADING COMPANY LIMITED:

I. Our opinion

We have audited the financial statements of STERLITE (SHANGHAI) TRADING COMPANY LIMITED (the "Company"), which comprise the balance sheet as at 31 December 2023, the statement of comprehensive income, statement of changes in owners' equity and statement of cash flows for the financial year then ended, and a summary of significant accounting policies and other explanatory information.

In our opinion, the accompanying financial statements present fairly, in all material respects the financial position of the Company as of December 31, 2023, and of its financial performance and its cash flows for the year then ended in accordance with Chinese Small Enterprise Accounting Standards and Small Enterprise Accounting Principles.

II. Basis for opinion

We conducted our audit in accordance with Chinese Standards on Auditing for Certified Public Accountants. Our responsibilities under those standards are further described in the Auditor's Responsibilities for the Audit of the Financial Statements section of our report. We are independent of the Company in accordance with Chinese Code of Professional Conduct and Ethics for Certified Public Accountants and we have fulfilled our other ethical responsibilities. We believe that the audit evidence we have obtained is sufficient and appropriate to provide a basis for our opinion.

III. Other information



Management is responsible for the other information. The other information comprises 2023 Report, but does not include financial statements and our auditors' report.

Our opinion on the financial statements does not cover the other information and we do not express any form of assurance conclusion thereon.

In connection with our audit of the financial statements, our responsibility is to read the other information and, in doing so, consider whether the other information is materially inconsistent with the financial statements or our knowledge obtained in the audit or otherwise appears to be materially misstated.

If, based on the work we have performed, we conclude that there is a material misstatement of this other information, we are required to report that fact. We have nothing to report in this regard.

IV. Responsibility of Management for the Financial Statements

Management is responsible for the preparation of financial statements that give a true and fair view in accordance with Chinese small Enterprise Accounting Standards and small Enterprise Accounting Principles, and for devising, implementing and maintaining a system of internal controls relevant to the preparation and fair presentation of financial statements that are free from material misstatement,

In preparing the financial statements, management is responsible for assessing the Company's ability to continue as a going concern, disclosing, as applicable, matters related to going concern and using the going concern basis of accounting unless management either intends to liquidate the Company or to cease operations, or has no realistic alternative but to do so.

Management is responsible for overseeing your company's financial reporting process.

V. Auditor's Responsibility for the Audit of the Financial Statements

Our objectives are to obtain reasonable assurance about whether the financial statements as a whole are free from material misstatement, whether due to fraud or error, and to issue an auditor's report that includes our opinion. Reasonable assurance is a high level of assurance, but is not a guarantee that an audit conducted in accordance with Chinese Certified Public Accountants Standards of Auditing will always detect a material

14076
2007



misstatement when it exists. Misstatements can arise from fraud or error and are considered material if, individually or in the aggregate, they could reasonably be expected to influence the economic decisions of users taken into on the basis of these financial statements.

As part of an audit in accordance with Chinese Certified Public Accountants Standards of Auditing, we exercise professional judgement and maintain professional skepticism throughout the audit. We also:

- (1) Identify and assess the risks of material misstatement of the financial statements, whether due to fraud or error, design and perform audit procedures responsive to those risks, and obtain audit evidence that is sufficient and appropriate to provide a basis for our opinion. The risk of not detecting a material misstatement resulting from fraud is higher than for one resulting from error, as fraud may involve collusion, forgery, intentional omissions, misrepresentations, or the override of internal control.
- (2) Obtain an understanding of internal control relevant to the audit in order to design audit procedures that are appropriate in the circumstances, but not for the purpose of expressing an opinion on the effectiveness of the Company's internal control.
- (3) Evaluate the appropriateness of accounting policies used and the reasonableness of accounting estimates and related disclosures made by management.
- (4) Conclude on the appropriateness of management's use of the going concern basis of accounting and, based on the audit evidence obtained, whether a material uncertainty exists related to events or conditions that may cast significant doubt on the Company's ability to continue as a going concern. If we conclude that a material uncertainty exists, we are required to draw attention in our auditor's report to the related disclosures in the financial statements or, if such disclosures are inadequate, to modify our opinion. Our conclusions are based on the audit evidence obtained up to the date of our auditors' report. However, future events or conditions may cause the Company to cease to continue as a going concern.
- (5) Evaluate the overall presentation, structure and content of the financial statements, including the disclosures, and whether the financial statements represent the underlying transactions and events in a manner that achieves fair presentation.

We communicated with management on matters such as the planned audit scope, timing, and major audit findings, including the internal control deficiencies we identified during the audit that deserve attention.



Nantong Branch, Gongzheng Tianye Certified Public Accountants, SGP



Certified Public Accountant



Certified Public Accountant



China · Nantong

January 19, 2024



STERLITE (SHANGHAI) TRADING COMPANY LIMITED
Balance Sheet

Unit: Yuan

31-Dec-23

Item	Current year	Prior year	Item	Current year	Prior year
Current assets:			Current liabilities:		
Monetary funds	158,236.72	45,090,360.28	Short-term borrowing		
Temporary Investments			Notes payable	6,239.17	7,781,131.53
Notes Receivable			Accounts payable		14,093,998.89
Accounts receivable			Advances from customers		400,501.00
Advances to suppliers			Accrued Employee compensation	99,488.00	
Dividends Receivable			Taxes and charges payable		216,310.19
Interest Receivable			Accrued interest		
Other receivables	16,209,557.49	25,151,598.94	Profit Payable		
Inventory			Other payables	14,108,444.12	81,664.50
Among Them Raw Materials					
Work In Process					
Merchandise Inventory					
Recycle material					
Other Current Assets	11,804.36	70,241,950.22	Other current liabilities		
TOTAL CURRENT ASSETS	16,439,688.57	70,241,950.22	TOTAL CURRENT LIABILITIES	14,214,171.29	22,573,615.11
Non-current assets:			Non-current liabilities:		
Long-term bond investment			Long-term loans		
Long-term equity investment	55,670,000.00	55,670,000.00	Long-term payables		
Original cost of capital assets	32,805.55	32,805.55	Deferred income		
Reduction: Accumulated Depreciation	29,076.30	29,076.30	Other non-current liabilities		
Net worth of capital assets	3,729.25	3,729.25	TOTAL NON-CURRENT LIABILITIES		
Construction in process			TOTAL LIABILITIES	14,214,171.29	22,573,615.11
Engineering materials					
Disposal Of Capital Assets			Owners' equity (Shareholders' equity):		
The productive biological assets			Paid-in capital(Stock)	57,150,000.00	100,386,672.40
Intangible Assets			Capital reserve		
Development Expenditure			Earned surplus		
long-term deferred expenses			Undistributed profit		
Other Than Assets			TOTAL OWNERS' EQUITY	57,899,246.53	103,342,073.36
TOTAL NON-CURRENT ASSETS	55,673,729.25	55,673,729.25	TOTAL LIABILITIES AND OWNERS' EQUITY	72,113,417.82	125,915,688.47
TOTAL ASSETS	72,113,417.82	125,915,688.47			



STERLITE (SHANGHAI) TRADING COMPANY LIMITED
Statement of Profit

Unit: Yuan

Period: 2023

Item	Current year	Prior year
1. Operation revenue	606,644.41	10,928,184.59
Less: Operation cost	348,503.78	5,870,259.40
Taxes and added-ons	13,814.24	11,500.35
Among: excise		
business tax		
construction tax	-103.26	6,751.57
resource tax		
land value increment tax		
Urban land use tax, property tax, car and ship tax, stamp duty	13,917.50	
Additional education fees, mineral resources compensation fees, and pollutant discharge fees		4,748.78
Selling expenses	15,525.37	114,816.74
Among: Commodity maintenance fee		
Advertising and business publicity fees		
General and administrative expenses	2,462,464.72	2,134,365.37
Among: organization expenses		
business entertainment		
Research and development expenses		
Financial expenses	(28,157.91)	(6,043.25)
Including: Interest expense ("-" means profit)	(35,623.12)	(12,340.43)
2. Operation profit		
Fill in "-" if it's loss		
Add: Investment income ("-" means loss)		
Add: Non-operating income	(2,205,505.79)	2,803,285.98
Among: public subsidy	1.37	156.61
Less: Non-operating expense		
Among: loss on bad debt	0.01	149.73
Unrecoverable long-term bond investment losses		
Unrecoverable long-term equity investment losses		
Loss caused by force majeure factors such as natural disasters		
Tax late fee		
3. Income before tax ("-" means loss)	(2,205,504.43)	2,803,442.59
Less: Income tax	650.00	136,809.98
4. Net profit ("-" means net loss)	(2,206,154.43)	2,666,632.61



STERLITE (SHANGHAI) TRADING COMPANY LIMITED

Statement of Cash Flow

Unit: Yuan

Period: 2023

Item	Current year	Prior year
1. Cash Flows from Operating Activities		
Cash received from selling finished goods, goods and providing labor services	615,208.88	30,728,283.58
Other cash is received related to business activities	8,980,107.04	12,490.16
Cash paid for purchasing raw materials, goods and receiving labor services	8,371,908.75	2,368,361.47
Cash paid to and on behalf of employees	1,998,446.58	1,405,657.00
Taxes and levies refunded	65,170.76	301,846.31
Other cash paid relating to operating activities	855,240.99	25,860,350.34
Net cash flows from operating activities	(1,695,451.16)	804,558.62
2. Cash Flows from Investing Activities		
Return of cash received from short-term investments, long-term bond investments, and long-term equity investments	-	-
Cash received from investments income	-	-
Net cash flows from disposal of fixed assets, intangible assets and other long-term assets	-	-
Cash paid for short-term investments, long-term bond investments, and long-term equity investments		55,670,000.00
Cash paid for the purchase and construction of fixed assets, intangible assets and other non-current assets	-	-
Net cash flows from investing activities	-	(55,670,000.00)
3. Cash Flows from Financing Activities		
Get the cash received from the loan	-	-
Absorbing the cash received from investor investments	(43,236,672.40)	98,900,000.00
Cash paid off the principal of the loan	-	-
Pay back the cash paid with the interest on the loan	-	-
Distribution cash paid for the profits	-	-
Net Cash Flows from Financing Activities	(43,236,672.40)	98,900,000.00
4. EFFECT OF FOREIGN EXCHANGE RATE CHANGES ON CASH AND CASH EQUIVALENTS		
	(44,932,123.56)	6.87
5. Net Increase in Cash and Cash Equivalents	45,090,360.28	44,034,565.49
Add: Cash equivalents at the beginning of the period	158,236.72	1,055,794.79
Cash equivalents at the end of the period		45,090,360.28



STERLITE (SHANGHAI) TRADING COMPANY LIMITED
Statement of Changes in Owners' Equity

Period: 2023

Unit: Yuan

Item	Amount of Current year					TOTAL OWNERS' EQUITY					
	Paid-in capital (Stock)	Preference shares	Other equity instruments Perpetual debt	Others	Capital reserve		Less: Treasury stock	Other comprehensive income	Special reserves	Surplus reserve	Undistributed profit
1. Ending balance of prior year	100,386,672.40	-	-	-	-	-	-	-	-	2,555,400.96	103,342,073.36
Increase: Changes in accounting policy											
corrections of accounting errors of prior periods											
others											
2. Beginning balance in the current year	100,386,672.40	-	-	-	-	-	-	-	-	2,555,400.96	103,342,073.36
3. Changes in the current year	(43,236,672.40)									(2,206,154.43)	(45,442,826.83)
(1) Total comprehensive income										(2,206,154.43)	(2,206,154.43)
(2) Investments by owners' equity and decreased capital	(43,236,672.40)									-	(43,236,672.40)
a. Capital invested by owners' equity	(43,236,672.40)									-	(43,236,672.40)
b. Investment of other equity instrument owners											
c. Payment by stock included as owners' equity											
d. Others											
(3) Profit distribution											
a. Appropriation of surplus reserve											
b. Distribution for owners' equity											
c. Others											
(4) Changes in inner owners' equity											
a. Conversion of capital surplus into capital (stock)											
b. Conversion of surplus reserve into capital (stock)											
c. Recovery of losses by surplus reserves											
d. Change in defined benefit plan carried forward to retained earnings											
e. Others											
4. Ending balance in the current year	57,150,000.00	-	-	-	-	-	-	-	-	749,246.53	57,899,246.53



STERLITE (SHANGHAI) TRADING COMPANY LIMITED
Statement of Changes in Owners' Equity

Period: 2022

Unit: Yuan

Item	Amount of Last Year							TOTAL OWNERS' EQUITY			
	Paid-in capital (Stock)	Preference shares	Other equity instruments Perpetual debts	Others	Capital reserve	Less: Treasury stock	Other comprehensive income		Special reserves	Surplus reserve	Undistributed profit
1. Ending balance of prior year	1,486,672.40	-	-	-	-	-	-	-	-	288,768.35	1,775,440.75
Increase: changes in accounting policy											
corrections of accounting errors of prior periods											
others											
2. Beginning balance in the current year	1,486,672.40	-	-	-	-	-	-	-	-	288,768.35	1,775,440.75
3. Changes in the current year	98,900,000.00	-	-	-	-	-	-	-	-	2,666,632.61	101,556,632.61
(1) Total comprehensive income										2,666,632.61	2,666,632.61
(2) Investments by owners' equity and decreased capital											
a. Capital invested by owners' equity	98,900,000.00										98,900,000.00
b. Investment of other equity instrument owners	98,900,000.00										98,900,000.00
c. Payment by stock included as owners' equity											
4. Others											
(3) Profit distribution											
a. Appropriation of surplus reserve											
b. Distribution for owners' equity											
c. Others											
(4) Changes in inter owners' equity											
a. Conversion of capital surplus into capital (stock)											
b. Conversion of surplus reserve into capital (stock)											
c. Recovery of losses by surplus reserves											
d. Change in defined benefit plan carried forward to retained earnings											
e. Others											
4. Ending balance in the current year	100,386,672.40	-	-	-	-	-	-	-	-	2,955,400.96	103,342,073.36



The footnote of the financial statements

Period:2023

(All the amount is explained by RMB except additional explain.)

1、 General

Shanghai Co., Ltd. (hereinafter referred to as the "Company") was established on , 28th.May.2015 with the Business License under Unified Social Credit Code: 91310000329521792Las issued by Market Supervision Administration of Shanghai Municipal. Company type: Limited Liability Company (Sole Foreign Corporation). Legal Representative: BALAJI LAXMAN BIRADAR. The original registered capital of the company was RMB 150 million.According to the shareholder decision, the registered capital of the company has been changed to RMB 57.15 million in November 2023. Address: Room 2628A, No. 83 Loushanguan Road, Changning District, Shanghai.

Business scope of the Company:Engaged in wholesale, import and export, commission agency (excluding auction) of electronic products and parts, optical fiber, metal materials and products (excluding precious metal, steel, alumina), and providing relevant after-sales service, technical consultation and other supporting businesses for commodities not under the administration of state-owned trade and commodities under the administration of quota license, the application shall be handled in accordance with the relevant provisions of the state) (Operation falling into above business scope shall be subject to permits where administrative permission is needed.)

2、 The basis for the preparation of financial statements

Based on the actual operation and events, the Company shall, in accordance with the actual accounting and matters arising from the continuing operation, and in accordance with the Accounting Standards for Small Business Enterprises - Basic Standards promulgated by the Ministry of Financeand specific small business accounting standards, the Guidelines for the Application of Accounting Standards for Samll Business Enterprises, the Interpretation of Accounting Standards for Small Business Enterprises and other relevant regulations (Hereinafter collectively referred to as "Accounting Standards for Small Business Enterprises") to confirm and audit.

3、 The statement of following corporate accounting standards

The financial statements prepared by the Company are in compliance with the requirements of the Accounting Standards for Small Business Enterprises and reflect the financial status, operating results and cash flow of the Company in a true and complete manner.

4、 Significant Accounting Policies And Accounting Estimates

1) Accounting system

The Company has adopted the Accounting Standards for Small Business Enterprisesand the related supplementary regulations.

2) Accounting year

The Company has adopted the calendar year as its accounting year, i.e. from January 1 to December 31.

3) Recording currency

The recording currency of the Company is the Renminbi.

4) Basis of accounting and principle of measurement

The Company has adopted the accrual basis of accounting and uses the historical cost convention as the principle of measurement. If there is any subsequent impairment loss, provision for decline in value is be made in accordance with appropriate standards.

5) Foreign currency translation

All the accounts related to foreign currency transactions are be translated at the exchange rate ruling on the transaction date at the initial recognition. The balances of all the foreign currency accounts are restated into the reporting currency at the exchange rate at the balance sheet date. The differences between the amounts restated into the reporting currency and the amount recorded in the reporting currency is accounted for as exchange gains or losses of the period except the differences arising from borrowings related to the capitalization is treated according to the Principle of Capitalization of Borrowing Costs.

6) Cash equivalents

Cash equivalents are short-term, highly liquid investments that are readily convertible to known amounts of cash and which are subject to an insignificant risk of changes in value.

7) Short-term investment

Short-term investments are initially recorded at actual payments which deduct announced cash dividends or un-drawn maturity bond interests, and add relevant taxes and expenses; the investments acquired by liability-reorganization are recorded at the value of debt receivables; and the investments acquired by non monetary transactions are recorded at the book value of transferred-out assets.

Short-term investments are measured at the lower of cost and market value at the end of a period. Where the market value is lower than the cost, the difference is recognized as a provision for decline in value.

The short-term investment revenue is recognized when the Company sells the investment. The cash dividends and interests received during the held-period are written off the investment costs or relevant receivables.

8) Accounting for bad debts

Criteria for recognition of bad debts:

Bad debts are recognized in the following circumstances: The irrecoverable amount of a bankrupt debtor after pursuing the statutory procedures; the irrecoverable amount of a debtor who has deceased and has insufficient estate to repay; the amount owed by a debtor who is unable to repay the obligations after the debts fall due, and the amount is irrecoverable or unlikely to be recovered as demonstrated by sufficient evidence.

9) Inventories

Inventories mainly include raw materials, packing materials, Low-value consumables, Goods in transit, work-in-process and finished goods, including purchased and self-produced, and materials for outer-process. Inventories are initially recorded at cost. In determining the cost of inventories transferred out or issued for use, the actual costs are determined by the weighted average method. The measurement of same category is consistent and can not be changed optionally.

Inventories acquired by liability-reorganization are recorded at the value of debt receivables; inventories acquired by non monetary truncations are recorded at the book values of transferred out assets.

Low-valued consumables are amortized in full amount. The method of the amortization that the company has confirmed is not changed arbitrarily.

When accruing inventory falling price reserves, it is accrued according to individual inventory items.

Inventory system: using the perpetual inventory system.

10) Fixed assets, depreciation and impairment

Properties held for manufacturing products, providing services, lease and operating with useful life more than one year and unit price over RMB 5,000 or those unit prices are lower than RMB 5,000 whereas the useful lives are more than one year are recorded as fixed assets.

Buildings, Plant and machinery, Electronic equipment, furniture and fixtures, and Transportation equipment.

Fixed assets are recorded at actual cost on acquisition. Fixed assets acquired by liability-reorganization are recorded at the value of debt receivables. Fixed assets acquired by non monetary transactions are recorded at the book value of transferred out assets. Fixed assets acquired by capital lease are recorded at the lower of lease-in property's book value at the lease date or the lease payable. If the percentage of lease-in properties is less than 30% of the Company's total assets, the lease-in properties are recorded at the lease payable.

Depreciation is provided to write off the cost of each category of fixed assets over their estimated useful lives from the month after they are put into use, using the straight-line method.

The capitalized decoration expense of a fixed asset is amortized during the shorter of the period to second decoration and expected useful life of the fixed asset. Improvement expense of an operating lease property is amortized over the shorter of remainder lease term and expected useful life of leased-in property by straight-line method.

The cost of a capital lease property is depreciated during its useful life if reasonable estimation is made that the ownership of the property is transferred to the leaseholder at the expiration of lease term; otherwise, the leased-in property is depreciated over the shorter of lease term and its expected useful life. Decoration expense of capital lease property is depreciated separately over the shortest of period to second decoration, remainder lease term and expected useful life of the property by straight-line method.

Category	Useful life(years)	Residual value	Annual depreciate rate
Electronic equipment	3	10%	30.00%

Researching and developing the equipment which the value is under one million is amortization in full amount at the next month of the acquisition.

11) Employee Benefits

Employee payroll refers to various forms of remuneration and other related expenses paid by the Company for obtaining the services provided by employees. Including: Wages, bonuses and allowances; welfare for staff and workers; contributions to social insurance; housing provident fund; funds for trade unions and employees' education; non-monetary benefits; severance package.

During the accounting period in which the employees provide their services, the Company recognizes the employee payroll payable as liabilities. Except for the severance package, they are recorded into the cost of goods and services, construction in progress, research and development expenditures or current profits and losses respectively.

Where the severance package satisfies the conditions for the recognition of the estimated liabilities, the estimated liabilities are recognized and recorded in the current profits and losses.

12) Borrowing costs

Borrowing costs directly attributed to the acquisition, construction or production of qualifying assets, which are assets that necessary take substantial period of time to get ready for their intended use or sale, are added to the cost of those assets until such time as the assets are substantially ready for their intend use or sale. Borrowing costs comprise interest incurred on borrowings, amortization of discounts or premiums, ancillary costs incurred in connection with the arrangement of borrowings, and exchange differences arising from foreign currency borrowings. Borrowing costs incurred on a specific borrowing for the acquisition or construction of a fixed asset, are capitalized as the cost of the fixed asset to the extent that they are incurred before the fixed asset has reached the working condition for its intended use and limited to the amount calculated by applying the capitalization rate to the weighted average amount of accumulated expenditure for the fixed asset.

Other borrowing costs are recognized as expenses and included as finance costs in the period in which they are incurred. The borrowing costs are capitalized quarterly. Capitalized amount for each period = accumulated capital expenditures by the end of the period * weight average borrowing rate. The accessorial expenditures and exchange gain or loss are capitalized directly when incurred.

13) Revenue recognition

Revenue from sales of goods:

Revenue is recognized when the Company has transferred to the buyer the significant risks and rewards of ownership of the goods, it retains neither continuing managerial involvement to the degree usually associated with ownership nor effective control over the goods sold, the economic benefits associated with the transaction will flow to the Company, and the relevant amount of revenue and costs can be measured reliably.

Revenue from service providing:

Revenue from a contract to provide services is recognized when the Company gains or obtains the rights to gain the economic benefits associated with the services if the provided services start and finish in one year. Otherwise, the revenue is recognized by reference to the stage of completion of the contract, determined as the proportion of the total time expected to complete that has elapsed at the balance sheet date.

Revenue from property use right transfer:

Revenue is recognized on an accrual basis in accordance with the substance of the relevant agreement when the economic benefits associated with the transaction will flow to the Company, and the relevant amount of revenue and costs can be measured reliably.

14) Income tax

Income tax is provided under the tax payable method. The income tax provision is calculated based on the accounting profit for the year as adjusted in accordance with the relevant tax laws.

5、Material Change of accounting policy

None

6、Taxation

The main taxes of the Company and its tax rates are listed below:

- 1) Value added tax ("VAT") According to tax laws, the Company is required to pay VAT at 13%、6% of the taxable revenue.
- 2) City construction tax According to tax laws, City construction tax rate is 5%.
- 3) Additional tax of education According to tax laws, Additional tax of education rate is 3%.
- 4) Additional tax of local education According to tax laws, Additional tax of local education rate is 2%.
- 5) Corporate income tax rate According to tax laws, Income tax rate is 25%.

7、NOTES TO THE FINANCIAL STATEMENTS

1) Monetary funds

	2023.12.31	2022.12.31
Cash	-	-
Cash in bank	158,236.72	45,090,360.28
Other cash equivalency	-	-
Grand total	158,236.72	45,090,360.28

2) Other receivables

	2023.12.31	2022.12.31
Other receivables	16,269,557.49	25,151,598.94
Bad debt provision	-	-
Net value	16,269,557.49	25,151,598.94

Aging:

	2023.12.31			2022.12.31		
	Other receivables	%	Bad debt provision	Other receivables	%	Bad debt provision
In 1 year	25,500.00	0.16	-	25,151,598.94	100.00	-
1 to 2 years	16,244,057.49	99.84	-	-	-	-
Grand total	16,269,557.49	100.00	-	25,151,598.94	100.00	-

Main company name	2023.12.31	Aging
Jiangsu Sterlite Fiber Technology Co., Ltd.	16,244,057.49	1 to 2 years

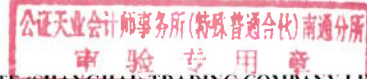
3) Other current assets



STERLITE (SHANGHAI) TRADING COMPANY LIMITED

	2023.12.31	2022.12.31
Retained Value Added Tax	11,894.36	-
Total	11,894.36	-
4) Long-term equity investment		
Name	2023.12.31	2022.12.31
Sterlite Fiber Technology Co., Ltd.	#####	55,670,000.00
Total	55,670,000.00	55,670,000.00
5) Fixed assets		
	Electronic equipment	Grand total
Original cost		
Opening balance	32,805.55	32,805.55
Addition	-	-
Disposal	-	-
Closing balance	32,805.55	32,805.55
Accumulated depreciation		
Opening balance	29,076.30	29,076.30
Addition	-	-
Disposal	-	-
Closing balance	29,076.30	29,076.30
Net value		
Opening balance	3,729.25	3,729.25
Closing balance	3,729.25	3,729.25
6) Accounts payable		
	2023.12.31	2022.12.31
Grand total	6,239.17	7,781,131.53
Main company name	2023.12.31	
TENVEN AN	6,239.17	
7) Advances from customers		
	2023.12.31	2022.12.31
Grand total	-	14,093,998.89
8) Accrued wages and welfare		
	2023.12.31	2022.12.31
Accrued wages	99,488.00	400,501.00
Accrued welfare	-	-
Total	99,488.00	400,501.00
9) Taxes and charges payable		
	2023.12.31	2022.12.31
VAT	-	10,129.43
Urban maintenance and construction tax	-	405.18
Education surcharge	-	151.94
Local education surcharge	-	101.29
Export rebate	-	165,665.28
Business income taxes	-	39,866.07
Total	-	216,319.19
10) Other payables		
	2023.12.31	2022.12.31
Grand total	14,108,444.12	81,664.50

Main item	2023.12.31			
Sterlite Technologies Limited	14,093,998.89			
11) Paid-in capital	2023.12.31		2022.12.31	
	Amount(yuan)	%	Amount(yuan)	%
STERLITE TECHNOLOGIES LIMITED	57,150,000.00	100.00	100,386,672.40	100.00
Grand total	57,150,000.00	100.00	100,386,672.40	100.00
12) Undistributed profit	2023.12.31		2022.12.31	
Opening balance of Retained Earnings	2,955,400.96		288,768.35	
Net profit for the current year	(2,206,154.43)		2,666,632.61	
Distributable profit	749,246.53		2,955,400.96	
less: Surplus reserve	-		-	
Dividend payable	-		-	
Closing balance of Undistributed profit	749,246.53		2,955,400.96	
13) Operation revenue	Current year amt		Prior year amt	
Main operation revenue	606,644.41		10,928,184.59	
Other operation revenue	-		-	
Grand total	606,644.41		10,928,184.59	
14) Operation cost	Current year amt		Prior year amt	
Main operation cost	348,503.78		5,870,259.40	
Other operation cost	-		-	
Grand total	348,503.78		5,870,259.40	
15) Taxes and added-ons	Current year amt		Prior year amt	
Grand total	13,814.24		11,500.35	
16) Selling expenses	Current year amt		Prior year amt	
Grand total	15,525.37		114,816.74	
17) General and administrative expenses	Current year amt		Prior year amt	
Grand total	2,462,464.72		2,134,365.37	
Mainly are:				
The employee wages	1,695,376.58		1,417,577.00	
Rent	298,810.07		401,077.41	
Transportation expenses in the city	112,981.57		115,907.66	
18) Financial expenses	Current year amt		Prior year amt	
Net interest expense	(35,623.12)		(12,340.43)	
Exchange gain or loss	-		-	
Financial institutions fee	7,465.21		6,297.18	
Grand total	(28,157.91)		(6,043.25)	
19) Non-operating income	Current year amt		Prior year amt	
Grand total	1.37		156.61	
20) Non-operating expense				



	Current year amt	Prior year amt
Grand total	-	-
8、 Reconciliation of Net Profit to Cash Flows from Operating Activities:		
Items	Current year amt	Prior year amt
Net profits	(2,206,154.43)	2,666,632.61
Add: provisions for assets depreciation of value	-	-
Depreciation of fixed assets	-	-
Amortisation of intangible assets	-	-
Amortisation of long-term prepaid expenses	-	-
Losses on disposal of fixed assets, intangible assets and other long-term assets (or deduct: gains)	-	-
Losses on scrapping of fixed assets	-	-
Financial expenses	-	(6.87)
Losses on investments (or deduct: gains)	-	-
Deferred tax credits (or deduct: debits)	-	-
Decrease in inventories (or deduct: increase)	-	-
Decrease in operating receivables (or deduct: increase)	8,870,147.09	(15,513,843.50)
Increase in operating payables (or deduct: decrease)	(8,359,443.82)	13,651,776.38
Others	-	-
Net cash flows from operating activities	(1,695,451.16)	804,558.62

9、 RELATED PARTY RELATIONSHIPS AND TRANSACTIONS

1) Related parties with controlling relationships

Name	Registered address	Relationship with the Company
Sterlite Technologies Limited(STL)	India	Investor

2) Related parties without control relationship

Name	Registered address	Relationship with the Company
Sterlite Fiber Technology Co., Ltd.	China	Joint Ventures

3) Relative party transaction

Enterprise name	Transaction type	Current year amt	Prior year amt
Sterlite Technologies Limited(STL)	Sale of goods	540,763.88	184,500.00

4) Transaction balance of related parties

Name of related party	2023.12.31	2022.12.31
Other receivables:		
Sterlite Fiber Technology Co., Ltd.	16,244,057.49	25,048,028.16
Advances from customers:		
Sterlite Technologies Limited(STL)	-	14,093,998.89
Other payables:		
Sterlite Technologies Limited(STL)	14,093,998.89	-

10、 Contingent item

None

11、 Events occurring after the balance sheet date

None

12、 Comparable data

Some comparable data has been reclassified in financial statements of 2023.



姓名 胡杰
 Full name _____
 性别 男
 Sex _____
 出生日期 1988-08-07
 Date of birth _____
 工作单位 江苏公证天业会计师事务所有限公司南通分所
 Working unit _____
 身份证号码 320602198808072515
 Identity card No. _____

年度检验登记
Annual Renewal Registration

本证书经检验合格，继续有效一年。
This certificate is valid for another year after this renewal.



胡杰(320200280120)
您已通过2019年年检
江苏省注册会计师协会




胡杰(320200280120)
您已通过2020年年检
江苏省注册会计师协会

年 月 日



年度检验登记
Annual Renewal Registration

本证书经检验合格，继续有效一年。
This certificate is valid for another year after this renewal.



胡杰(320200280120)
您已通过2021年年检
江苏省注册会计师协会



年 月 日
/y /m /d

证书编号: 320200280120
No. of Certificate

批准注册协会: 江苏省注册会计师协会
Authorized Institute of CPAs

发证日期: 2013 年 08 月 30 日
Date of Issuance /y /m /d



姓名 张玉林
 Full name 张玉林
 性别 男
 Sex 男
 出生日期 1972-11-25
 Date of birth 1972-11-25
 工作单位 南通正华联合会计师事务所
 Working unit 南通正华联合会计师事务所
 身份证号码 320625197211250293
 Identity card No. 320625197211250293



张玉林(320600310002)
 您已通过2021年年检
 江苏省注册会计师协会



张玉林(320600310002)
 您已通过2016年年检
 江苏省注册会计师协会



张玉林(320600310002)
 您已通过2015年年检
 江苏省注册会计师协会

证书编号: 320600310002
 No. of Certificate

批准注册协会: 江苏省注册会计师协会
 Authorized Institute of CPAs

发证日期: 2019年4月20日
 Date of Issuance

2019年5月6日



注册会计师工作单位变更事项登记
 Registration of the Change of Working Unit by a CPA

同意调出
 Agree the holder to be transferred from

南通正华 事务所
 CPAs

转出协会盖章
 Stamp of the transfer-out Institute of CPAs
 2019年01月22日

同意调入
 Agree the holder to be transferred to

江苏通达 事务所
 CPAs
 南通分所
 转入协会盖章
 Stamp of the transfer-in Institute of CPAs
 2019年01月22日

登记
 Registration

合格
 valid for

张玉林(320600310002)
 您已通过2020年年检
 江苏省注册会计师协会

张玉林(320600310002)
 您已通过2019年年检
 江苏省注册会计师协会

张玉林(320600310002)
 您已通过2017年年检
 江苏省注册会计师协会

张玉林(320600310002)
 您已通过2018年年检
 江苏省注册会计师协会

Ref. No.

Date:

INDEPENDENT AUDITOR'S REVIEW REPORT ON
REVIEW OF FINANCIAL STATEMENTS

TO THE BOARD OF DIRECTORS OF STERLITE GLOBAL VENTURES
MAURITIUS LIMITED

1. We have reviewed the accompanying Statement of audited Financial Statements of **STERLITE GLOBAL VENTURES MAURITIUS LIMITED** ("the Company"), for the year ended March 31, 2024 ("the Statement").
2. This statement, which is the responsibility of the Company's Management and approved by the Company's Board of Directors, has been prepared in accordance with the recognition and measurement principles laid down in the Indian Accounting Standard 34 "Interim Financial Reporting" ("Ind AS 34") and other accounting principles generally accepted in India. Our responsibility is to issue a report on these Financial Statements based on our review.
3. We conducted our review in accordance with the Revised Standard on Review Engagements (SRE) 2400, "Engagements to Review Financial Statements", issued by the Institute of Chartered Accountants of India (ICAI). This Standard requires that we plan and perform the review to obtain moderate assurance as to whether the financial statements are free of material misstatement. A review is limited primarily to inquiries of company personnel and analytical procedures applied to financial data and thus provides less assurance than an audit. We have not performed an audit and, accordingly, we do not express an audit opinion.

4. Based on our review conducted as stated in paragraph 3 above, nothing has come to our attention that causes us to believe that the accompanying Statement, prepared in accordance with recognition and measurement principles laid down in the aforesaid Indian Accounting Standard and other accounting principles generally accepted in India or that it causes us to believe that the accompanying financial statements do not give a true and fair view (or are not presented fairly, in all material respects) in accordance with the Financial Reporting Standards.

For, A S V R & Associates
Chartered Accountants
Firm Reg. No.: 152418W



Saurabh V Rathi

CA Saurabh V Rathi
(Partner)

Mem No.: 188234

UDIN: 24188234BKCPB3619

Date : 10/07/2024

Place : Yavatmal

STERLITE GLOBAL VENTURES (MAURITIUS) LIMITED
BALANCE SHEET AS AT MARCH 31, 2024
 (All amounts are in USD, unless otherwise stated)

	Note	31 March 2024	31 March 2023
ASSETS			
Non-current assets			
Financial assets			
Investments	4	2,81,39,750	2,81,39,750
Total Non-current Assets		2,81,39,750	2,81,39,750
Current assets			
Financial assets			
(ii) Cash and cash equivalents	5	1,54,851	1,76,508
(iii) Loans	6	1,01,36,711	1,02,00,278
(iv) Other current financial assets	7	7,10,000	5,04,627
Other current assets	8	903	4,120
Total Current Assets		1,10,02,465	1,08,85,533
Total Assets		3,91,42,215	3,90,25,283
EQUITY AND LIABILITIES			
Equity			
Equity share capital			
Other Equity	10	85,00,499	80,95,791
Total Equity		3,90,48,922	3,89,28,264
Non current liabilities			
Financial liabilities			
(i) Borrowing		-	-
Total Non-current Liabilities		-	-
Current liabilities			
Financial liabilities			
(ii) Other Financial liabilities	12	93,293	97,019
(iii) Trade payables			
Total Current Liabilities		93,293	97,019
Total Liabilities		93,293	97,019
Total Equity & Liabilities		3,91,42,215	3,90,25,283
Summary of significant accounting policies	2		

The accompanying notes are an integral part of the financial statements

As per our report of even date

For A S V R & Associates
 Firm Registration No: 152418W

ASV R

Saurabh V Rathi
 Partner
 Membership Number: 188234



Place : Yavatmal
 Date : 10/07/2024
 UDIN: 26188234BKCP1B3619

For and on behalf of the board of directors of
 STERLITE GLOBAL VENTURES (MAURITIUS) LIMI

Ankit Agarwal

Ankit Agarwal
 Managing Director
 DIN: 03344202

Place : Mumbai
 Date : 10/07/2024

STERLITE GLOBAL VENTURES (MAURITIUS) LIMITED
 STATEMENT OF PROFIT AND LOSS FOR THE YEAR ENDED 31 March 2024
 (All amounts are in USD, unless otherwise stated)

	Note	For the year ended 31 March 2024	For the year ended 31 March 2023
INCOME			
Revenue from Operations		-	-
Other Income	13	6,42,857	83,71,219
Total Income (I)		6,42,857	83,71,219
EXPENSES			
Cost of Raw Material Consumed		-	-
(Increase) / decrease in inventories of work-in-progress		-	-
Employee Benefit Expense		-	-
Other expenses	14	21,444	3,76,141
Total Expense (II)		21,444	3,76,141
Earnings before exceptional item, interest, tax, depreciation and amortisation (EBITDA) (I) - (II)		6,21,413	79,95,078
Depreciation and Amortisation Expense	24	-	-
Finance costs	25	755	2,796
Profit before tax		6,20,658	79,92,282
Tax expense:			
Current tax	26	-	-
Deferred tax		-	-
Total tax expenses		-	-
Profit/ (Loss) for the year		6,20,658	79,92,282
Earnings per equity share			
Basic and diluted			
Computed on the basis of profit for the year		0.02	0.26
Summary of significant accounting policies	2		

The accompanying notes are an integral part of the financial statements

For A S V R & Associates
 Firm Registration No: 152418W

Saurabh V Rathi
 Partner
 Membership Number: 188234

Place : Yavatmal
 Date : 10/07/2024

UDIN:
 26188234BKCP103610



For and on behalf of the board of directors of
 STERLITE GLOBAL VENTURES (MAURITIUS) LIMITED

Ankit Agarwal
 Managing Director
 DIN: 03344202

Place : Mumbai
 Date : 10/07/2024

STERLITE GLOBAL VENTURES (MAURITIUS) LIMITED
STATEMENT OF CASH FLOWS FOR THE YEAR ENDED 31 MARCH 2024
(All amounts are in USD, unless otherwise stated)

	31 March 2024	31 March 2023
A. Operating Activities		
Profit/(Loss) before tax	6,20,658	79,92,282
Adjustments to reconcile profit before tax to net cash flows:		
Depreciation and impairment of property, plant & equipment	-	-
Unrealized Exchange Diff	(1,33,928)	(4,35,107)
Interest Income	(5,08,929)	(2,00,278)
Bank Charges	755	2,796
Profit on sale of Investment	-	(76,55,600)
Operating Profit/(Loss) before Working Capital Changes	(21,444)	(2,95,907)
Working Capital Adjustments:		
Increase/(Decrease) in Trade Payables	-	-
Increase/(Decrease) in Other Current Liability	-	-
Increase/(Decrease) in Other Financial Liability	(3,726)	87,142
Increase/(Decrease) in Employee Benefit Obligation	-	-
(Increase)/Decrease in Inventories	-	-
Loans repaid/(given) to related parties	63,567	(1,00,00,000)
(Increase)/Decrease in Trade Receivables	-	-
(Increase)/Decrease in Other Financial Assets	(2,05,373)	2,120
(Increase)/Decrease in Other Current Assets	3,217	(4,120)
Cash generated from/(used in) operations	(1,63,759)	(1,02,10,765)
Income Taxes Paid (net of refunds)	-	-
Net Cash generated from/(used in) operating activities (A)	(1,63,759)	(1,02,10,765)
B. Investing Activities		
Purchase of Property, Plant & Equipment	-	-
Proceeds from sale of Investment	-	1,92,85,296
Net cash generated from/(used in) operating activities (B)	-	1,92,85,296
C. Financing Activities		
Proceeds of Short Term Borrowings	-	-
Repayment of Long Term Borrowings	-	(50,000)
Dividend paid	-	(57,65,850)
Buy back of shares	(5,00,000)	(43,00,000)
Interest received	5,08,929	-
Proceeds from Long Term Borrowings	-	-
Interest Paid	-	-
Bank Charges	(755)	(2,796)
Net cash inflow/(outflow) from financing activities (C)	8,174	(1,01,18,646)
Net increase/(decrease) in cash and cash equivalents (A+B+C)	(1,55,584)	(10,44,115)
Cash and cash equivalents as at the beginning of the year (Refer note 8)	1,76,508	7,85,516
Less: Foreign exchange relating to cash and cash equivalents	1,33,928	4,35,107
Cash and cash equivalents as at the year end (Refer note 8)	1,54,852	1,76,508
Components of cash and cash equivalents:	31 March 2024	31 March 2023
Balances with banks:	1,54,851	1,76,508
Total cash and cash equivalents	1,54,851	1,76,508
Particulars	31 March 2024	31 March 2023
	Amount in Rs	Amount in Rs
Acquisition of Right of Use Assets	-	-
Total	-	-


The accompanying notes are an integral part of the financial statements.

For A S V R & Associates
Firm Registration No: 152418W



Saurabh V Rathi
Partner
Membership Number: 188234

For and on behalf of the board of directors of
STERLITE GLOBAL VENTURES (MAURITIUS) LIMITED



Ankit Agarwal
Managing Director
DIN: 03344202

Place : Yavatmal
Date : 10/07/2024



Place : Mumbai
Date 10/07/2024

STERLITE GLOBAL VENTURES (MAURITIUS) LIMITED
STATEMENT OF CHANGES IN EQUITY FOR THE PERIOD ENDED 31 March 2024
(All amounts are in USD, unless otherwise stated)

A. Equity share capital

Equity Shares of USD 10 each (issued, subscribed and fully paid)
At April 01, 2022
Issue of share capital
Buy back of Shares
At March 31, 2023
Issue of share capital
Buy back of Shares
At 31 March 2024

Note

		Nos	USD
		3,32,46,847	3,32,46,847
9		-	-
		(24,14,374)	(24,14,374)
		3,08,32,473	3,08,32,473
9		-	-
		(2,84,050)	(2,84,050)
		3,05,48,423	3,05,48,423

B. Other equity

At April 01, 2022
Loss for the period
Other Comprehensive Income for the Year
Less: Adjustment related to buy back of shares
Less: Equity dividend
At March 31, 2023
Profit for the period
Less: Adjustment related to buy back of shares
Less: Equity dividend
Other Comprehensive Income for the Year
At 31 March 2024

		USD	
Reserves and surplus	Other Reserves	Total	
Retained Earnings	Cash Flow Hedge Reserve		
77,54,985	-	77,54,985	
79,92,282	-	79,92,282	
(18,85,626)	-	(18,85,626)	
(57,65,850)	-	(57,65,850)	
80,95,791	-	80,95,791	
6,20,658	-	6,20,658	
(2,15,950)	-	(2,15,950)	
-	-	-	
-	-	-	
85,00,499	-	85,00,499	

Summary of significant accounting policies

2

The accompanying notes are an integral part of the financial statements

As per our report of even date
For A S V R & Associates
Firm Registration No: 152418W

Saurabh V Rathi
Partner
Membership Number: 188234

Place : Yavatmal
Date : 10/07/2024



For and on behalf of the board of directors of
STERLITE GLOBAL VENTURES (MAURITIUS) LIMITED

Ankit Agarwal
Managing Director
DIN: 03344202

Place : Mumbai
Date : 10/07/2024

STERLITE GLOBAL VENTURES (MAURITIUS) LIMITED
Notes to financial statements for the year ended 31 March 2024

NOTE 3 : SIGNIFICANT ACCOUNTING JUDGEMENTS, ESTIMATES AND ASSUMPTIONS

The preparation of financial statements requires the use of accounting estimates. Management also needs to exercise judgement in applying the company's accounting policies. This note provides an overview of the areas that involved a higher degree of judgement or complexity, and of items which are more likely to be materially adjusted due to estimates and assumptions turning out to be different than those originally assessed.

Impairment of non-financial assets

Impairment exists when the carrying value of an asset or cash generating unit exceeds its recoverable amount, which is the higher of its fair value less costs of disposal and its value in use. The fair value less costs of disposal calculation is based on available data from binding sales transactions, conducted at arm's length, for similar assets or observable market prices less incremental costs for disposing of the asset. The value in use calculation is based on a DCF model. The cash flows are derived from the budget for the next five years and do not include restructuring activities that the Company is not yet committed to or significant future investments that will enhance the asset's performance of the CGU being tested. The recoverable amount is sensitive to the discount rate used for the DCF model as well as the expected future cash-inflows and the growth rate used for extrapolation purposes.

STERLITE GLOBAL VENTURES (MAURITIUS) LIMITED
Notes to financial statements for the year ended 31 March 2024
(All amounts are in USD, unless otherwise stated)

NOTE 4: INVESTMENTS

Non-current

Jiangsu Sterlite Tongguang Fiber Comps. Ltd

IMPACT DATA SOLUTIONS LIMITED

VULCAN DATA CENTRE SOLUTIONS LIMITED

ELITECORE TECHNOLOGIES (MAURITIUS) LIMITED

ASOCS LTD

Total investments

	31 March 2024 (USD)	31 March 2023 (USD)
Jiangsu Sterlite Tongguang Fiber Comps. Ltd	1,98,75,000	1,98,75,000
IMPACT DATA SOLUTIONS LIMITED	-	-
VULCAN DATA CENTRE SOLUTIONS LIMITED	-	-
ELITECORE TECHNOLOGIES (MAURITIUS) LIMITED	1,14,750	1,14,750
ASOCS LTD	81,50,000	81,50,000
Total investments	2,81,39,750	2,81,39,750

NOTE 5: CASH AND CASH EQUIVALENTS

Balances with banks:

In current accounts

NOTE 6: LOANS

Current

Loans to subsidiary (Jiangsu Sterlite Tongguang Fiber Company Ltd)

Total current loans

NOTE 7: OTHER CURRENT FINANCIAL ASSETS

Other Receivables (Receivable from Hextronic Group AB)

Interest Receivable

Total Other Current Financial Assets

NOTE 8: OTHER CURRENT ASSETS

Prepaid expenses*

Total Other Current Assets

NOTE 9: SHARE CAPITAL

Issued, subscribed and fully paid-up share capital

3,05,48,423 Equity Shares of USD 1 each fully paid up

Total issued, subscribed and fully paid-up share capital

a. Movement in equity share capital

At the beginning of the year

Issued during the period

At 31 March 2023

Issued during the period

Buyback during the period

Outstanding at the end of the year

31 March 2024		31 March 2023	
Nos	USD	Nos	USD
3,08,32,473	3,08,32,473	3,32,46,847	3,32,46,847
3,08,32,473	3,08,32,473	3,32,46,847	3,32,46,847
(2,84,050)	(2,84,050)	(23,14,374)	(23,14,374)
3,05,48,423	3,05,48,423	3,08,32,473	3,08,32,473

b. Terms and rights attached to equity shares

The Company has only one class of equity shares having a par value of USD 1 per share. Each holder of equity shares is entitled to one vote per share.

In the event of liquidation of the Company, the holders of equity shares will be entitled to receive remaining assets of the Company, after distribution of all preferential amounts. The distribution will be in proportion to the number of equity shares held by the shareholder.

c. Shares of the company held by holding company

Immediate holding company

Sterlite Technologies Limited and its nominee shareholders

d. Detail of shareholders holding more than 5% of shares in the company

Sterlite Technologies Limited and its nominee shareholders

31 March 2024		31 March 2023	
Numbers	% holding	Numbers	% holding
3,05,48,423.00	100%	3,08,32,473	100%

31 March 2024		31 March 2023	
Numbers	% holding	Numbers	% holding
3,05,48,423.00	100%	3,08,32,473	100%

NOTE 10: OTHER EQUITY

Retained earnings

Opening balance

Add: Net Profit/(Loss) for the period

Less: Adjustments related to buy back of shares

Less: Equity dividend

Total retained earnings

Total other equity

NOTE 11: BORROWINGS

Non Current borrowings

Shareholders Loan - Sterlite Technologies Limited

Total Non Current borrowings

Less: Current maturities of long term borrowings disclosed under the head "current borrowings"

Total Non Current borrowings

	31 March 2024 (USD)	31 March 2023 (USD)
Retained earnings		
Opening balance	80,95,791	77,54,985
Add: Net Profit/(Loss) for the period	6,20,658	79,92,282
Less: Adjustments related to buy back of shares	(2,15,950)	(18,85,626)
Less: Equity dividend	-	(57,65,850)
Total retained earnings	85,00,499	80,95,791
Total other equity	85,00,499	80,95,791

	31 March 2024 (USD)	31 March 2023 (USD)
Non Current borrowings		
Shareholders Loan - Sterlite Technologies Limited	-	-
Total Non Current borrowings	-	-
Less: Current maturities of long term borrowings disclosed under the head "current borrowings"	-	-
Total Non Current borrowings	-	-

STERILITE GLOBAL VENTURES (MAURITIUS) LIMITED
Notes to financial statements for the year ended 31 March 2024
(All amounts are in USD, unless otherwise stated)

NOTE 12: OTHER FINANCIAL LIABILITIES

	31 March 2024 (USD)	31 March 2023 (USD)
Other financial liabilities		
Employee benefits payable	-	-
Others	93,293	97,019
Interest accrued on Loan	-	-
Total current financial liabilities	93,293	97,019

NOTE 13: OTHER INCOME

	31 March 2024 (USD)	31 March 2023 (USD)
Profit on sale of Investment		76,55,690
Interest income	5,08,929	2,00,278
Unrealised Foreign exchange gain/(loss)	1,33,928	4,35,107
Realised Foreign exchange gain/(loss)		80,234
Other Income	6,42,857	83,71,219

NOTE 14: OTHER EXPENSES

	31 March 2024 (USD)	31 March 2023 (USD)
Legal and Professional Charges		
Miscellaneous Expenses	19,284	3,69,197
Payment to auditor		4,889
Total other expenses	2,160	2,055
Payment to auditor		
As auditor		
Audit fee	2,160	2,055
	2,160	2,055

NOTE 25: FINANCE COST

	31 March 2024 (USD)	31 March 2023 (USD)
Interest	-	-
Bank charges	755	2,796
Total finance cost	755	2,796

* During the year, the Company has capitalised borrowing costs of USD 71.96 lakhs (31 March 2022: USD 101.44 lakhs) incurred on the borrowings specifically availed for expansion of production facilities

NOTE 26: TAX EXPENSES

	31 March 2024 (USD)	31 March 2023 (USD)
Deferred tax asset		
Total losses for the current period	(6,20,658)	(79,92,282)
Total losses for the current period on which deferred tax asset has not been recognised	6,20,658	79,92,282

In the current period, the company has not recognised deferred tax asset on carried forward losses as the company is not likely to generate taxable income in the foreseeable future. These unused tax losses can be carried forward as per the provisions of Income Tax Act, 1961.

The tax expense is computed as per the provisions of Income Tax Act, 1961. Statutory tax rate of 22% is applicable to the company for the financial year ended 31 March 2023. Considering loss incurred during the year and lack of

Current tax	-	-
Deferred tax	-	-
Total Tax Expenses	-	-

NOTE 27: EARNINGS/(LOSS) PER SHARE (EPS)

Basic EPS amounts are calculated by dividing the profit/(loss) for the period attributable to equity holders by the weighted average number of Equity shares outstanding during the period. The following tables shows the computation of basic EPS:

	31 March 2024 (USD)	31 March 2023 (USD)
Profit/(Loss) for the period	6,20,658	79,92,282
Weighted average number of equity shares in calculating basic and diluted EPS	3,05,48,423	3,08,32,473
Earnings per share:		
Basic and diluted (on nominal value of USD 1 per share) Rupees/share	0.02	0.26

NOTE 28: FAIR VALUE MEASUREMENT

All the financial instruments of the entity are classified at amortised cost. The management assessed that loans, cash and cash equivalents, trade payables and other financial liabilities approximate their carrying amounts largely due to the short-term maturities of these instruments and therefore carrying value of these instruments is considered to be the same as fair value.

STERLITE GLOBAL VENTURES (MAURITIUS) LIMITED
 Notes to financial statements for the year ended 31 March 2024
 (All amounts are in USD, unless otherwise stated)

NOTE 29: RELATED PARTY TRANSACTIONS

A. Name of related party and nature of relationships:

Related parties where control exists:

Sterlite Technologies Limited	Immediate holding company
Twinstar Overseas Limited, Mauritius	Intermediate holding company
Volcan Investments Limited, Bahamas	Ultimate holding company

Other related parties under IND AS-24 "Related party disclosures" with whom transactions have taken place during the year

Jiangsu Sterlite Fiber Technology Co. Ltd.	Fellow Subsidiary
--------------------------------------------	-------------------

Key management personnel (KMP)

Ankii Agarwal - Director

B. Transactions with related parties during the period and outstanding balances are as follows:

Transactions with Sterlite Technologies Limited

	31 March 2024 (USD)	31 March 2023 (USD)
Transactions during the period		
Loan received	-	-
Interest Expenses	-	-
Repayment of loans	-	-
Dividend Paid	-	-

Transactions with Jiangsu Sterlite Fiber Technology Co. Ltd.

Transactions during the period		
Repayment of loans	63,367	-
Interest charged on loans	5,08,929	-
Payables Sales of Goods & Services	-	-

NOTE 16: FINANCIAL RISK MANAGEMENT

The Company does not have any operations. The Company's principal financial assets include cash and cash equivalents and financial liabilities in the nature of trade payables.

The Company is exposed to credit risk and liquidity risk. The Company's senior management oversees the management of these risks.

The Risk Management policies of the Company are established to identify and analyse the risks faced by the Company, to set appropriate risk limits and controls and to monitor risks and adherence to limits. Risk management policies and systems are approved and reviewed regularly by Board to reflect changes in market conditions and the Company's activities. Currently the Company has adopted the risk management policies as defined by its holding company to manage risk's relevant to its operations. Management has overall responsibility for the establishment and oversight of the Company's risk management framework.

The company's maximum exposure to credit risk for the components of the balance sheet of 31 March 2023 is carrying amount of each class of financial assets.

Credit risk

The company is exposed to credit risk arising from financial assets in the nature of cash and equivalents. The management manages credit risk by keeping its funds with reputed financial

Liquidity Risk

Liquidity risk is the risk that the Company may encounter difficulty in meeting its present and future obligations associated with financial liabilities that are required to be settled by delivering cash or another financial asset. The Company's objective is to, at all times, maintain optimum levels of liquidity to meet liquidity needs. The Company requires funds both for short term operational needs as well as for long term investment programs mainly in growth projects. The Company closely monitors its liquidity position and employs a robust cash management system. It aims to minimise these risks by generating sufficient cash flows from its current operations, which in addition to the available cash and cash equivalents which will provide liquidity. The table below summarises the maturity profile of the Company's financial liabilities based on contractual undiscounted payments:

NOTE 31: DETAILS OF DUES TO MICRO AND SMALL ENTERPRISES AS DEFINED UNDER MSMED ACT, 2006

There are no micro enterprises and small enterprises, to whom the company owes dues, which are outstanding as at 31 March 2022. This information as required to be disclosed under the Micro, Small and Medium Enterprises Development Act, 2006 has been determined to the extent such parties have been identified on the basis of information available with the company.

NOTE 32: CAPITAL AND OTHER COMMITMENTS

There is no Capital and Other Commitments during the Current year (31 March 2023: NIL).

NOTE 18: CRITICAL ESTIMATES AND JUDGEMENTS

The company presently does not have any significant operations and therefore no critical estimates and judgements are involved in preparation of financial statements.

NOTE 34: SEGMENT REPORTING

The company does not have any operations and therefore there are no reportable segments.

NOTE 35: TRANSACTIONS WITH STRUCK OFF COMPANY

The Company does not have any transactions with companies struck-off under section 248 of the Companies Act, 2013 or section 569 of Companies Act, 1956.

STERLITE GLOBAL VENTURES (MAURITIUS) LIMITED
 Notes to financial statements for the year ended 31 March 2024
 (All amounts are in USD, unless otherwise stated)

NOTE 36: FINANCIAL PERFORMANCE RATIOS

Particulars	31 March 2024	31 March 2023	Variance	
A. Performance Ratios				
Return on Capital Employed (iii) (Profit before interest and tax) / (Closing capital employed)	2.03%	25.93%	(1)	(i)
Return on Equity Ratio (iv) (Profit after tax) / (Closing shareholder's equity)	1.59%	20.53%	(1)	
Return on investment (v) (Earnings before interest and tax) / (Closing total assets)	1.59%	20.49%	(1)	
C. Liquidity Ratios				
Current Ratio (Current assets) / (Current liabilities)	11793%	11229%	#	(ii)

Note: Explanation for change in ratio by more than 25%

- (i) The variation in ratios are on account of increase in Other income due to gain on sale of investments
- (ii) The variation in ratios are on account of increase in short term loan given.

NOTE 37: CONTINGENT LIABILITIES

There is no contingent liabilities outstanding as at the end of the year (31 March 2023: NIL).

NOTE 38: ULTIMATE BENEFICIARY CLAUSE

The company has not advanced or loaned or invested funds to any other person(s) or entity(ies), including foreign entities (Intermediaries) with the understanding that the Intermediary shall:
 a. directly or indirectly lend or invest in other persons or entities identified in any manner whatsoever by or on behalf of the company (Ultimate Beneficiaries) or;
 b. provide any guarantee, security or the like to or on behalf of the ultimate beneficiaries.

The company has not received any fund from any person(s) or entity(ies), including foreign entities (Funding Party) with the understanding (whether recorded in writing or otherwise) that the company shall:
 a. directly or indirectly lend or invest in other persons or entities identified in any manner whatsoever by or on behalf of the Funding Party (Ultimate Beneficiaries) or;
 b. provide any guarantee, security or the like on behalf of the ultimate beneficiaries.

NOTE 39: CORPORATE SOCIAL RESPONSIBILITY

The company does not have any responsibility towards CSR as it does not meet the applicability criteria u/s 135 of Companies Act, 2013.

NOTE 40: COMPLIANCE WITH NUMBER OF LAYERS OF COMPANIES

The company has complied with the number of layers prescribed under the Companies Act, 2013.

NOTE 41: PREVIOUS PERIOD FIGURES

Previous year figures have been reclassified to conform to this year's classification.

The accompanying notes are an integral part of the financial statements.

As per our report of even date

For A S V R & Associates
 Firm Registration No: 152418W

Saurabh V Rathi
 Partner
 Membership Number: 188234

Place : Yavatmal
 Date : 10/07/2024



For and on behalf of the board of directors of
 STERLITE GLOBAL VENTURES (MAURITIUS) LIMITED

Ankit Agarwal
 Managing Director
 DIN: 03344202

Place : Mumbai
 Date : 10/07/2024

STERLITE TECHNOLOGIES DMCC
BALANCE SHEET AS AT MARCH 31, 2024
(All amounts are in AED, unless otherwise stated)

	AED March 31, 2024	AED March 31, 2023
ASSETS		
Non-current assets		
Property, plant and equipment	-	-
Capital work-in progress	-	-
Financial assets		
(i) Loans	516,075	-
Other non-current assets	-	-
Total Non-current assets	516,075	-
Current assets		
Inventories	589,193	919
Financial assets		
(i) Investments	-	-
(ii) Trade receivables	16,004,995	2,730,099
(iii) Cash and cash equivalents	435,604	3,504,162
(iv) Other bank balances	-	-
(v) Loans	-	-
(vi) Other financial assets	4,994	-
Other current assets	240,428	213,394
Total Current assets	17,275,214	6,448,573
Total Assets	17,791,289	6,448,573
EQUITY AND LIABILITIES		
Equity		
Equity share capital	-	-
Other Equity	3,947,140	(4,359,212)
Total Equity	3,947,140	(4,359,212)
Non current liabilities		
Financial Liabilities		
(i) Borrowings	-	10,631,250
(ii) Other Financial Liabilities	-	-
Employee benefit obligations	-	-
Deferred tax liabilities (net)	-	-
Total Non-current liabilities	-	10,631,250
Current liabilities		
Financial liabilities		
(i) Borrowings	5,589,541	-
(ii) Other financial liabilities	772,471	-
(iii) Trade payables		
(a) total outstanding dues of micro and small enterprises	-	-
(b) total outstanding dues other than (iii) (a) above	7,482,137	175,325
Contract liabilities	-	-
Employee benefit obligations	-	-
Other current liabilities	-	1,210
Total Current Liabilities	13,844,149	176,535
Total Liabilities	13,844,149	10,807,785
Total Equity and Liabilities	17,791,289	6,448,573


For and on behalf of the board of directors of
Sterlite Technologies DMCC


Ajay Jhanjhari
Director

STERLITE TECHNOLOGIES DMCC
STATEMENT OF PROFIT AND LOSS FOR THE YEAR ENDED MARCH 31, 2024
 (All amounts are in AED, unless otherwise stated)

	AED Year ended March 31, 2024	AED Year ended March 31, 2023
INCOME		
Revenue from operations	25,756,563	167,858
Other income	9,784,563	7,862,984
Total Income (I)	35,541,126	8,030,842
EXPENSES		
Cost of raw material consumed	24,122,336	165,285
Changes in inventories of work-in-progress and finished goods	-588,274	972
Employee benefit expense	7,582,721	5,273,780
Other expenses	1,428,658	2,010,784
Total Expense (II)	32,545,441	7,450,821
Earnings before exceptional item, interest, tax, depreciation and amortisation (EBITDA) (I) - (II)	2,995,685	580,020
Depreciation and Amortisation Expense	-	-
Finance costs	49,474	-
Profit before tax	2,946,211	580,020
Tax expense:		
Current tax	-	-
Deferred tax	-	-
Total tax expenses	-	-
Profit for the year	2,946,211	580,020

For and on behalf of the board of directors of
 Sterlite Technologies DMCC





Ajay Jhanjhari
 Director

STERLITE TECHNOLOGIES PTY LIMITED
STATEMENT OF PROFIT AND LOSS FOR THE YEAR ENDED MARCH 31, 2024
 (All amounts are in AUD, unless otherwise stated)

	AUD Year ended March 31, 2024	AUD Year ended March 31, 2023
INCOME		
Revenue from operations	38,70,944	32,72,474
Other income	50,84,571	31,00,696
Total Income (I)	89,55,514	63,73,169
EXPENSES		
Cost of raw material consumed	33,99,125	37,52,493
Changes in inventories of work-in-progress and finished goods	25,411	-8,50,483
Employee benefit expense	31,93,341	22,97,930
Other expenses	19,44,503	8,76,442
Total Expense (II)	85,62,381	60,76,382
Earnings before exceptional item, interest, tax, depreciation and amortisation (EBITDA) (I) - (II)	3,93,134	2,96,787
Depreciation and Amortisation Expense	-	-
Finance costs	24,216	28,412
Profit before tax	3,68,918	2,68,375
Tax expense:		
Current tax	91,869	80,512
Deferred tax	-	-
Total tax expenses	91,869	80,512
Profit for the year	2,77,050	1,87,862

For and on behalf of the board of directors of
 Sterlite Technologies Pty Limited


 Paul Atkinson
 Director



 Achyut Ashesh
 Director

STERLITE TECHNOLOGIES PTY LIMITED
BALANCE SHEET AS AT MARCH 31, 2024

(All amounts are in AUD, unless otherwise stated)

	AUD	AUD
	<u>March 31, 2024</u>	
ASSETS		
Non-current assets		
Property, plant and equipment	-	-
Capital work-in progress	-	-
Financial assets		
(i) Other financial assets	-	-
Other non-current assets	337	-
Total Non-current assets	<u>337</u>	<u>-</u>
Current assets		
Inventories	15,56,793	15,80,962
Financial assets		
(i) Investments	-	-
(ii) Trade receivables	23,47,858	20,65,018
(iii) Cash and cash equivalents	9,34,491	9,91,451
Other current assets	1,39,296	(31,041)
Total Current assets	<u>49,78,437</u>	<u>46,06,390</u>
Total Assets	<u>49,78,774</u>	<u>46,06,390</u>
EQUITY AND LIABILITIES		
Equity		
Equity share capital	100	100
Other Equity	6,41,303	3,64,254
Total Equity	<u>6,41,403</u>	<u>3,64,354</u>
Non current liabilities		
Financial Liabilities		
(i) Borrowings	5,10,758	4,83,414
(ii) Other Financial Liabilities	-	-
Other non-current liabilities	46,082	-
Total Non-current liabilities	<u>5,56,839</u>	<u>4,83,414</u>
Current liabilities		
Financial liabilities		
(i) Borrowings	-	-
(ii) Other financial liabilities	5,31,598	-
(iii) Trade payables	-	-
(a) total outstanding dues of micro and small enterprises	-	-
(b) total outstanding dues other than (iii) (a) above	24,87,753	32,24,610
Contract liabilities	-	-
Employee benefit obligations	-	-
Other current liabilities	7,61,180	4,89,013
Current tax liabilities (Net)	-	45,000
Total Current Liabilities	<u>37,80,531</u>	<u>37,58,623</u>

For and on behalf of the board of directors of
Sterlite Technologies Pty Limited



Paul Atkinson
Director



Achyut Ashesh
Director



**RELAZIONE DELLA SOCIETA' DI REVISIONE
INDIPENDENTE AI SENSI DELL'ARTICOLO 14
DEL DLGS 27 GENNAIO 2010, N° 39**

STL OPTICALINTERCONNECT SPA

BILANCIO D'ESERCIZIO AL 31 MARZO 2024

Relazione della società di revisione indipendente

ai sensi dell'articolo 14 del DLgs 27 gennaio 2010, n° 39

All'azionista unico della
STL OPTICALINTERCONNECT SpA

Relazione sulla revisione contabile del bilancio d'esercizio

Giudizio

Abbiamo svolto la revisione contabile del bilancio d'esercizio della società STL OPTICALINTERCONNECT SpA (la Società), costituito dallo stato patrimoniale al 31 marzo 2024, dal conto economico per l'esercizio chiuso a tale data e dalla nota integrativa.

A nostro giudizio, il bilancio d'esercizio fornisce una rappresentazione veritiera e corretta della situazione patrimoniale e finanziaria della Società al 31 marzo 2024 e del risultato economico per l'esercizio chiuso a tale data in conformità alle norme italiane che ne disciplinano i criteri di redazione.

Elementi alla base del giudizio

Abbiamo svolto la revisione contabile in conformità ai principi di revisione internazionali (ISA Italia). Le nostre responsabilità ai sensi di tali principi sono ulteriormente descritte nella sezione *Responsabilità della società di revisione per la revisione contabile del bilancio d'esercizio* della presente relazione. Siamo indipendenti rispetto alla Società in conformità alle norme e ai principi in materia di etica e di indipendenza applicabili nell'ordinamento italiano alla revisione contabile del bilancio. Riteniamo di aver acquisito elementi probativi sufficienti ed appropriati su cui basare il nostro giudizio.

Responsabilità degli amministratori e del collegio sindacale per il bilancio d'esercizio

Gli amministratori sono responsabili per la redazione del bilancio d'esercizio che fornisca una rappresentazione veritiera e corretta in conformità alle norme italiane che ne disciplinano i criteri di redazione e, nei termini previsti dalla legge, per quella parte del controllo interno dagli stessi ritenuta necessaria per consentire la redazione di un bilancio che non contenga errori significativi dovuti a frodi o a comportamenti o eventi non intenzionali.

Gli amministratori sono responsabili per la valutazione della capacità della Società di continuare ad operare come un'entità in funzionamento e, nella redazione del bilancio d'esercizio, per

PricewaterhouseCoopers SpA

Sede legale: **Milano** 20145 Piazza Tre Torri 2 Tel. 02 77851 Fax 02 7785240 Capitale Sociale Euro 6.890.000,00 i.v. C.F. e P.IVA e Reg. Imprese Milano Monza Brianza Lodi 12979880155 Iscritta al n° 119644 del Registro dei Revisori Legali - Altri Uffici: **Ancona** 60131 Via Sandro Totti 1 Tel. 071 2132311 - **Bari** 70122 Via Abate Gimma 72 Tel. 080 5640211 - **Bergamo** 24121 Largo Belotti 5 Tel. 035 229691 - **Bologna** 40124 Via Luigi Carlo Farini 12 Tel. 051 6186211 - **Brescia** 25121 Viale Duca d'Aosta 28 Tel. 030 3697501 - **Catania** 95129 Corso Italia 302 Tel. 095 7532311 - **Firenze** 50121 Viale Gramsci 15 Tel. 055 2482811 - **Genova** 16121 Piazza Piccapietra 9 Tel. 010 29041 - **Napoli** 80121 Via dei Mille 16 Tel. 081 36181 - **Padova** 35138 Via Vicenza 4 Tel. 049 873481 - **Palermo** 90141 Via Marchese Ugo 60 Tel. 091 349737 - **Parma** 43121 Viale Tanara 20/A Tel. 0521 275911 - **Pescara** 65127 Piazza Ettore Troilo 8 Tel. 085 4545711 - **Roma** 00154 Largo Fochetti 29 Tel. 06 570251 - **Torino** 10122 Corso Palestro 10 Tel. 011 556771 - **Trento** 38122 Viale della Costituzione 33 Tel. 0461 237004 - **Treviso** 31100 Viale Felissent 90 Tel. 0422 696911 - **Trieste** 34125 Via Cesare Battisti 18 Tel. 040 3480781 - **Udine** 33100 Via Poscolle 43 Tel. 0432 25789 - **Varese** 21100 Via Albuzzini 43 Tel. 0332 285039 - **Verona** 37135 Via Francia 21/C Tel. 045 8263001 - **Vicenza** 36100 Piazza Pontelandolfo 9 Tel. 0444 393311

l'appropriatezza dell'utilizzo del presupposto della continuità aziendale, nonché per una adeguata informativa in materia. Gli amministratori utilizzano il presupposto della continuità aziendale nella redazione del bilancio d'esercizio a meno che abbiano valutato che sussistono le condizioni per la liquidazione della Società o per l'interruzione dell'attività o non abbiano alternative realistiche a tali scelte.

Il collegio sindacale ha la responsabilità della vigilanza, nei termini previsti dalla legge, sul processo di predisposizione dell'informativa finanziaria della Società.

Responsabilità della società di revisione per la revisione contabile del bilancio d'esercizio

I nostri obiettivi sono l'acquisizione di una ragionevole sicurezza che il bilancio d'esercizio nel suo complesso non contenga errori significativi, dovuti a frodi o a comportamenti o eventi non intenzionali, e l'emissione di una relazione di revisione che includa il nostro giudizio. Per ragionevole sicurezza si intende un livello elevato di sicurezza che, tuttavia, non fornisce la garanzia che una revisione contabile svolta in conformità ai principi di revisione internazionali (ISA Italia) individui sempre un errore significativo, qualora esistente. Gli errori possono derivare da frodi o da comportamenti o eventi non intenzionali e sono considerati significativi qualora ci si possa ragionevolmente attendere che essi, singolarmente o nel loro insieme, siano in grado di influenzare le decisioni economiche prese dagli utilizzatori sulla base del bilancio d'esercizio.

Nell'ambito della revisione contabile svolta in conformità ai principi di revisione internazionali (ISA Italia), abbiamo esercitato il giudizio professionale e abbiamo mantenuto lo scetticismo professionale per tutta la durata della revisione contabile. Inoltre:

- abbiamo identificato e valutato i rischi di errori significativi nel bilancio d'esercizio, dovuti a frodi o a comportamenti o eventi non intenzionali; abbiamo definito e svolto procedure di revisione in risposta a tali rischi; abbiamo acquisito elementi probativi sufficienti ed appropriati su cui basare il nostro giudizio. Il rischio di non individuare un errore significativo dovuto a frodi è più elevato rispetto al rischio di non individuare un errore significativo derivante da comportamenti o eventi non intenzionali, poiché la frode può implicare l'esistenza di collusioni, falsificazioni, omissioni intenzionali, rappresentazioni fuorvianti o forzature del controllo interno;
- abbiamo acquisito una comprensione del controllo interno rilevante ai fini della revisione contabile allo scopo di definire procedure di revisione appropriate nelle circostanze e non per esprimere un giudizio sull'efficacia del controllo interno della Società;
- abbiamo valutato l'appropriatezza dei principi contabili utilizzati nonché la ragionevolezza delle stime contabili effettuate dagli amministratori, inclusa la relativa informativa;
- siamo giunti ad una conclusione sull'appropriatezza dell'utilizzo da parte degli amministratori del presupposto della continuità aziendale e, in base agli elementi probativi acquisiti, sull'eventuale esistenza di una incertezza significativa riguardo a eventi o circostanze che possono far sorgere dubbi significativi sulla capacità della Società di continuare ad operare come un'entità in funzionamento. In presenza di un'incertezza significativa, siamo tenuti a richiamare l'attenzione nella relazione di revisione sulla relativa informativa di bilancio ovvero, qualora tale informativa sia inadeguata, a riflettere tale circostanza nella formulazione del nostro giudizio. Le nostre conclusioni sono basate sugli elementi probativi acquisiti fino alla data della presente relazione. Tuttavia, eventi o circostanze successivi possono comportare che la Società cessi di operare come un'entità in

- funzionamento;
abbiamo valutato la presentazione, la struttura e il contenuto del bilancio d'esercizio nel suo complesso, inclusa l'informativa, e se il bilancio d'esercizio rappresenti le operazioni e gli eventi sottostanti in modo da fornire una corretta rappresentazione.

Abbiamo comunicato ai responsabili delle attività di governance, identificati ad un livello appropriato come richiesto dagli ISA Italia, tra gli altri aspetti, la portata e la tempistica pianificate per la revisione contabile e i risultati significativi emersi, incluse le eventuali carenze significative nel controllo interno identificate nel corso della revisione contabile.

Relazione su altre disposizioni di legge e regolamentari

Giudizio ai sensi dell'articolo 14, comma 2, lettera e), del DLgs 39/10

Gli amministratori della STL OPTICALINTERCONNECT SpA sono responsabili per la predisposizione della relazione sulla gestione della STL OPTICALINTERCONNECT SpA al 31 marzo 2024, incluse la sua coerenza con il relativo bilancio d'esercizio e la sua conformità alle norme di legge.

Abbiamo svolto le procedure indicate nel principio di revisione (SA Italia) n° 720B al fine di esprimere un giudizio sulla coerenza della relazione sulla gestione con il bilancio d'esercizio della STL OPTICALINTERCONNECT SpA al 31 marzo 2024 e sulla conformità della stessa alle norme di legge, nonché di rilasciare una dichiarazione su eventuali errori significativi.

A nostro giudizio, la relazione sulla gestione è coerente con il bilancio d'esercizio della STL OPTICALINTERCONNECT SpA al 31 marzo 2024 ed è redatta in conformità alle norme di legge.

Con riferimento alla dichiarazione di cui all'articolo 14, comma 2, lettera e), del DLgs 39/10, rilasciata sulla base delle conoscenze e della comprensione dell'impresa e del relativo contesto acquisite nel corso dell'attività di revisione, non abbiamo nulla da riportare.

Brescia, 24 giugno 2024

PricewaterhouseCoopers SpA



Alessandro Mazzetti
(Revisore legale)

Informazioni generali sull'impresa

Dati anagrafici

Denominazione: STL OPTICAL INTERCONNECT S.P.A.
Sede: VIA ALESSANDRO MANZONI 38 MILANO MI
Capitale sociale: 100.000,00
Capitale sociale interamente versato: sì
Codice CCIAA: MI
Partita IVA: 11472710968
Codice fiscale: 11472710968
Numero REA: 2605086
Forma giuridica: SOCIETA' PER AZIONI
Settore di attività prevalente (ATECO): 642000
Società in liquidazione: no
Società con socio unico: sì
Società sottoposta ad altrui attività di direzione e coordinamento: no
Denominazione della società o ente che esercita l'attività di direzione e coordinamento:
Appartenenza a un gruppo: sì
Denominazione della società capogruppo: Sterlite Technologies Limited
Paese della capogruppo: India
Numero di iscrizione all'albo delle cooperative:

Bilancio al 31/03/2024

Stato Patrimoniale Abbreviato

	31/03/2024	31/03/2023
Attivo		
B) Immobilizzazioni		
I - Immobilizzazioni immateriali	888	1.396

	31/03/2024	31/03/2023
III - Immobilizzazioni finanziarie	32.368.350	32.368.350
<i>Totale immobilizzazioni (B)</i>	<i>32.369.238</i>	<i>32.369.746</i>
C) Attivo circolante		
II - Crediti	550.724	376.696
esigibili entro l'esercizio successivo	352.758	350.819
Imposte anticipate	197.966	25.877
IV - Disponibilita' liquide	65.625	15.244
<i>Totale attivo circolante (C)</i>	<i>616.349</i>	<i>391.940</i>
D) Ratei e risconti	64.452	88.474
<i>Totale attivo</i>	<i>33.050.039</i>	<i>32.850.160</i>
Passivo		
A) Patrimonio netto		
I - Capitale	100.000	100.000
IV - Riserva legale	20.000	20.000
VI - Altre riserve	(1)	-
VIII - Utili (perdite) portati a nuovo	1.221.380	193.633
IX - Utile (perdita) dell'esercizio	1.130.540	1.027.747
<i>Totale patrimonio netto</i>	<i>2.471.919</i>	<i>1.341.380</i>
D) Debiti	28.562.868	30.200.054
esigibili entro l'esercizio successivo	10.062.868	6.900.054
esigibili oltre l'esercizio successivo	18.500.000	23.300.000
E) Ratei e risconti	2.015.252	1.308.726
<i>Totale passivo</i>	<i>33.050.039</i>	<i>32.850.160</i>

Conto Economico Abbreviato

	31/03/2024	31/03/2023
A) Valore della produzione		
5) altri ricavi e proventi	-	-
altri	683	-
<i>Totale altri ricavi e proventi</i>	<i>683</i>	<i>-</i>
<i>Totale valore della produzione</i>	<i>683</i>	<i>-</i>

	31/03/2024	31/03/2023
B) Costi della produzione		
7) per servizi	61.263	46.570
10) ammortamenti e svalutazioni	-	-
a/b/c) ammortamento delle immobilizz.immateriali e materiali, altre svalutazioni delle immobilizz.	508	508
a) ammortamento delle immobilizzazioni immateriali	508	508
<i>Totale ammortamenti e svalutazioni</i>	<i>508</i>	<i>508</i>
14) oneri diversi di gestione	535	10.367
<i>Totale costi della produzione</i>	<i>62.306</i>	<i>57.445</i>
Differenza tra valore e costi della produzione (A - B)	(61.623)	(57.445)
C) Proventi e oneri finanziari		
15) proventi da partecipazioni	-	-
da imprese controllate	3.096.057	2.095.841
<i>Totale proventi da partecipazioni</i>	<i>3.096.057</i>	<i>2.095.841</i>
16) altri proventi finanziari	-	-
d) proventi diversi dai precedenti	-	-
altri	7.421	577
<i>Totale proventi diversi dai precedenti</i>	<i>7.421</i>	<i>577</i>
<i>Totale altri proventi finanziari</i>	<i>7.421</i>	<i>577</i>
17) interessi ed altri oneri finanziari	-	-
altri	1.892.152	1.010.238
<i>Totale interessi e altri oneri finanziari</i>	<i>1.892.152</i>	<i>1.010.238</i>
17-bis) utili e perdite su cambi	(1.352)	-
<i>Totale proventi e oneri finanziari (15+16-17+-17-bis)</i>	<i>1.209.974</i>	<i>1.086.180</i>
Risultato prima delle imposte (A-B+-C+-D)	1.148.351	1.028.735
20) imposte sul reddito dell'esercizio, correnti, differite e anticipate		
proventi (oneri) da adesione al regime di consolidato fiscale / trasparenza fiscale	(17.811)	(988)
<i>Totale delle imposte sul reddito dell'esercizio, correnti, differite e anticipate</i>	<i>17.811</i>	<i>988</i>
21) Utile (perdita) dell'esercizio	1.130.540	1.027.747

Nota integrativa, parte iniziale

Signor Socio, la presente nota integrativa costituisce parte integrante del bilancio al 31 marzo 2024.

Si segnala che, per effetto delle novità introdotte di recente dalla Legge n. 238/2021 c.d. Legge Europea, pubblicata in Gazzetta Ufficiale in data 17 gennaio 2021, la quale contiene alcune modifiche alla disciplina del bilancio di esercizio al fine di recepire le disposizioni della Direttiva UE n. 2013/34, la Società è qualificabile quale "Impresa di partecipazione finanziaria" ai sensi e per gli effetti dell'art. 2435-ter comma 5 del Codice civile. Per tale ragione la medesima, pur avendo i limiti dimensionali di una "micro- impresa" ex art. 2435-ter comma 1 del Codice civile, è obbligata a redigere il bilancio in forma abbreviata e la relazione sulla gestione anche qualora in calce allo stato patrimoniale risultino le informazioni richieste dai numeri 3) e 4) dell'articolo 2428 del Codice civile.

Il bilancio risulta conforme a quanto previsto dagli articoli 2423 e seguenti del Codice civile ed ai principi contabili nazionali pubblicati dall'Organismo Italiano di Contabilità; esso rappresenta pertanto con chiarezza ed in modo veritiero e corretto la situazione patrimoniale e finanziaria della società ed il risultato economico dell'esercizio.

Il contenuto dello stato patrimoniale e del conto economico è quello previsto dagli articoli 2424 e 2425 del Codice civile. La nota integrativa, redatta ai sensi dell'art. 2427 del Codice civile, contiene inoltre tutte le informazioni utili a fornire una corretta interpretazione del bilancio.

La Società è esonerata dall'obbligo di redazione del bilancio consolidato in quanto non supera i limiti previsti dall'art. 27 comma 1 del D.lgs. 127/1991.

Il presente bilancio è stato oggetto di revisione legale dei conti da parte della società PricewaterhouseCoopers S.p.A..

Informazioni societarie

La Società è stata costituita in data 12 novembre 2020, con atto a rogito del Notaio Dott. Domenico Cambareri, n. rep. 49201/20993. L'iscrizione al Registro delle Imprese di Milano-Monza Brianza-Lodi è avvenuta in data 16 novembre 2020.

L'oggetto della Società è costituito dall'attività di assunzione, gestione e disposizione di partecipazioni in società, imprese o altre entità, qualunque ne sia l'oggetto sociale, nonché di finanziamento sotto qualsiasi forma e di coordinamento tecnico, finanziario e amministrativo delle società partecipate, anche indirettamente, nonché l'esercizio nei confronti di queste ultime di attività di indirizzo, rimanendo espressamente vietato lo svolgimento di predette attività nei confronti del pubblico.

La sede legale della Società è situata a Milano in Via Alessandro Manzoni n. 38.

Si ricorda che, in data 30 marzo 2022, con atto a rogito del Notaio Dott. Andrea Milesi, n. rep. 4788/3701 si è tenuta l'assemblea straordinaria mediante la quale è stato deliberato di modificare la data dell'esercizio sociale e di conseguenza quella di chiusura dell'esercizio sociale, a partire dal giorno 1° aprile con chiusura al 31 marzo.

Pertanto, il presente bilancio d'esercizio è relativo al periodo 1° aprile 2023 – 31 marzo 2024.

Si ricorda che, in data 4 gennaio 2021, il Consiglio di Amministrazione della Società ha deliberato di acquisire l'intero capitale di Optotec S.p.A. e la relativa assunzione del "Term Loan" dalla State Bank of India con la conseguente stipula del relativo contratto di finanziamento, datato 5 gennaio 2021. Pertanto, in data 8 gennaio 2021:

- n. 336.000 azioni ordinarie, del valore nominare di Euro 5,16 cadauna, pari a Euro 1.733.760 e corrispondenti al 47,5% del capitale sociale di Optotec S.p.A., sono state trasferite dal precedente socio Maestrone S.r.l. in favore della Società;
- n. 336.000 azioni ordinarie, del valore nominare di Euro 5,16 cadauna, pari a Euro 1.733.760 e corrispondenti al 47,5% del capitale sociale di Optotec S.p.A., sono state trasferite dal precedente socio Elga Partecipazioni S.r.l. in favore della Società;
- n. 35.400 azioni ordinarie, del valore nominare di Euro 5,16 cadauna, pari a Euro 182.664 e corrispondenti al 5% del capitale sociale di Optotec S.p.A., sono state trasferite dal precedente socio Claudio Mega in favore della Società.

Ne consegue che la Società è arrivata a detenere n. 707.400 azioni ordinarie del valore nominale di Euro 5,16 cadauna, corrispondenti a una partecipazione totalitaria nel capitale sociale di Optotec S.p.A.

Fatti di rilievo avvenuti nel corso dell'esercizio

Nel corso dell'esercizio la società ha perfezionato i pagamenti a favore del precedente socio della società Optotec Spa, a seguito del trasferimento delle azioni detenute nella predetta società.

I versamenti, per complessivi € 767.500, sono stati effettuati in tre tranches. A fronte di ciò, lo stesso, con PEC dello scorso 14 febbraio 2024, ha avanzato nei confronti della società una richiesta di € 63.897,53 a titolo di interessi di mora per la tardiva erogazione del corrispettivo predetto, originariamente in scadenza lo scorso 01 marzo 2023. A seguito di ciò, la società ha conferito mandato allo studio Legale Navarro – Uberti contestando la pretesa avanzata. Le attività condotte pertanto hanno portato ad accordo con la parte in causa, al quale è stato riconosciuto un importo di € 30.000 quali interessi di mora, a chiusura della vicenda e senza che lo stesso possa avanzare in futuro ulteriori pretese.

Criteri di formazione

Redazione del bilancio

Le informazioni contenute nel presente documento sono presentate secondo l'ordine in cui le relative voci sono indicate nello stato patrimoniale e nel conto economico.

In riferimento a quanto indicato nella parte introduttiva della presente nota integrativa, si attesta che, ai sensi dell'art. 2423, comma 3 del codice civile, qualora le informazioni richieste da specifiche disposizioni di legge non siano sufficienti a dare una rappresentazione veritiera e corretta della situazione aziendale vengono fornite le informazioni complementari ritenute necessarie allo scopo.

Il bilancio d'esercizio, così come la presente nota integrativa, sono stati redatti in unità di euro.

Principi di redazione

La valutazione delle voci di bilancio è avvenuta nel rispetto del principio della prudenza, della rilevanza e nella prospettiva di continuazione dell'attività. In particolare, tenendo in considerazione le informazioni disponibili, si ritiene che:

- non sussistano squilibri di carattere patrimoniale o economico-finanziario
- ricorrano le condizioni affinché l'azienda continui a costituire un complesso economico funzionante destinato alla produzione di reddito per un prevedibile arco temporale futuro, relativo a un periodo di almeno dodici mesi dalla data di riferimento del bilancio.

Nella valutazione prospettica circa il presupposto della continuità aziendale non sono emerse significative incertezze.

Ai sensi dell'art. 2423-bis c.1 punto 1-bis C.C., la rilevazione e la presentazione delle voci è effettuata tenendo conto della sostanza dell'operazione o del contratto. Nella redazione del bilancio d'esercizio gli oneri e i proventi sono stati iscritti secondo il principio di competenza indipendentemente dal momento della loro manifestazione numeraria e sono stati indicati esclusivamente gli utili realizzati alla data di chiusura dell'esercizio. Si è peraltro tenuto conto dei rischi e delle perdite di competenza dell'esercizio, anche se conosciuti dopo la chiusura di questo.

La valutazione degli elementi componenti le singole voci delle attività o passività è avvenuta separatamente, per evitare che i plusvalori di alcuni elementi possano compensare i minusvalori di altri.

Nei casi in cui la compensazione è ammessa dalla legge, sono indicati nella nota integrativa gli importi lordi oggetto di compensazione.

Struttura e contenuto del prospetto di bilancio

Lo stato patrimoniale, il conto economico e le informazioni di natura contabile contenute nella presente nota integrativa sono conformi alle scritture contabili, da cui sono stati direttamente desunti.

Nell'esposizione dello stato patrimoniale e del conto economico non sono stati effettuati raggruppamenti delle voci precedute da numeri arabi, come invece facoltativamente previsto dall'art. 2423 ter del codice civile.

Ai sensi dell'art. 2424 del codice civile si conferma che non esistono elementi dell'attivo o del passivo che ricadano sotto più voci del prospetto di bilancio

Casi eccezionali ex art. 2423, quinto comma, del Codice Civile

Non si sono verificati casi eccezionali che abbiano reso necessario il ricorso a deroghe di cui all'art. 2423, commi 4 e 5 del codice civile

Cambiamenti di principi contabili

Non si sono verificati casi eccezionali che abbiano reso necessario il ricorso a deroghe di cui all'art. 2423-bis comma 2 del codice civile.

Problematiche di comparabilità e di adattamento

Ai sensi dell'art. 2423 ter del codice civile, si precisa che tutte le voci di bilancio sono risultate comparabili con l'esercizio precedente; non vi è stata pertanto necessità di adattare alcuna voce dell'esercizio precedente

Criteri di valutazione applicati

I criteri applicati nella valutazione delle voci di bilancio e nelle rettifiche di valore sono conformi alle disposizioni del codice civile e alle indicazioni contenute nei principi contabili emanati dall'Organismo Italiano di Contabilità. Gli stessi inoltre non sono variati rispetto all'esercizio precedente.

Ai sensi dell'art. 2427, comma 1, n. 1 del codice civile si illustrano i più significativi criteri di valutazione adottati nel rispetto delle disposizioni contenute all'art. 2426 del codice civile, con particolare riferimento a quelle voci di bilancio per le quali il legislatore ammette diversi criteri di valutazione e di rettifica o per le quali non sono previsti specifici criteri. I valori contabili espressi in valuta sono stati iscritti, previa conversione in euro secondo il tasso di

cambio vigente al momento della loro rilevazione, ovvero al tasso di cambio alla data di chiusura dell'esercizio sociale secondo le indicazioni del principio contabile OIC 26.

Immobilizzazioni immateriali

Le Immobilizzazioni immateriali sono iscritte nell'attivo di Stato Patrimoniale al costo di acquisto e/o di produzione, e vengono ammortizzate in quote costanti in funzione della loro utilità futura.

Il valore delle immobilizzazioni è esposto al netto dei fondi di ammortamento e di svalutazione.

Il criterio di ammortamento delle immobilizzazioni immateriali viene applicato con sistematicità in ciascun esercizio, in relazione alla residua possibilità di utilizzazione economica di ogni singolo bene o spesa.

Ai sensi e per gli effetti dell'art. 10 della legge 19 marzo 1983, n. 72, e così come anche richiamato dalle successive leggi di rivalutazione monetaria, si precisa che per i beni immateriali tuttora esistenti in Patrimonio non è stata eseguita alcuna rivalutazione monetaria.

Si evidenzia che su tali oneri immobilizzati non è stato necessario operare svalutazioni ex art. 2426, comma 1, n. 3, del Codice Civile in quanto, come previsto dal principio contabile OIC 9, non sono stati riscontrati indicatori di potenziali perdite durevoli di valore delle immobilizzazioni immateriali.

Costi di impianto ed ampliamento

Tale voce, interamente rappresentata dalle spese sostenute dalla Società in sede di costituzione, è stata iscritta nell'attivo di stato patrimoniale poiché avente utilità pluriennale.

I costi di impianto ed ampliamento iscritti in bilancio sono ammortizzati entro un periodo non superiore a cinque anni.

Immobilizzazioni finanziarie

Partecipazioni

Tutte le partecipazioni iscritte in bilancio sono state valutate con il metodo del costo, dove per costo s'intende l'onere sostenuto per l'acquisto, indipendentemente dalle modalità di pagamento, comprensivo degli eventuali oneri accessori (commissioni e spese bancarie, bolli, intermediazione bancaria, ecc.).

Crediti iscritti nell'attivo circolante

I crediti iscritti nell'attivo circolante sono stati valutati al presumibile valore di realizzo avvalendosi della facoltà concessa dall'art. 2435-bis del codice civile.

Disponibilità liquide

Le disponibilità liquide sono valutate con i seguenti criteri:

- denaro, al valore nominale;
- depositi bancari e assegni in cassa, al presumibile valore di realizzo. Nel caso specifico, il valore di realizzo coincide con il valore nominale.

Ratei e risconti attivi

I Ratei e risconti sono stati calcolati sulla base del principio della competenza, mediante la ripartizione dei ricavi e/o costi comuni a due esercizi.

Nella voce ratei attivi devono essere iscritti i proventi di competenza dell'esercizio esigibili in esercizi successivi (cfr. disposto dell'art. 2424 bis del codice civile). I proventi iscrivibili in tale voce sono soltanto le quote di proventi, comuni a due o più esercizi, l'entità dei quali varia in ragione del tempo.

Nella voce risconti attivi devono essere iscritti i costi sostenuti entro la chiusura dell'esercizio ma di competenza di esercizi successivi (cfr. disposto dell'art. 2424 bis del codice civile). I costi iscrivibili a tale voce sono soltanto quote di costi, comuni a due o più esercizi, l'entità dei quali varia in ragione del tempo.

Patrimonio netto

Le voci sono espresse in bilancio al loro valore contabile secondo le indicazioni contenute nel principio contabile OIC 28.

Debiti

I debiti sono stati esposti in bilancio al valore nominale, avvalendosi della facoltà concessa dall'art. 2435-bis c.c.

Ratei e risconti passivi

I Ratei e Risconti sono stati calcolati sulla base del principio della competenza, mediante la ripartizione dei costi e/o ricavi comuni a due esercizi.

Nella voce Ratei passivi devono essere iscritti i costi di competenza dell'esercizio esigibili in esercizi successivi (cfr. disposto dell'art. 2424 bis del codice civile). I costi iscrivibili in tale voce sono soltanto quote di costi, comuni a due o più esercizi, l'entità dei quali varia in ragione del tempo.

Nella voce Risconti passivi devono essere iscritti i proventi percepiti entro la chiusura dell'esercizio ma di competenza di esercizi successivi (cfr. disposto dell'art. 2424 bis del codice civile). I proventi iscrivibili in tale voce sono soltanto quote di proventi, comuni a due o più esercizi, l'entità dei quali varia in ragione del tempo.

Altre informazioni

Operazioni con obbligo di retrocessione a termine

La società, ai sensi dell'art.2427 n. 6-ter del codice civile, attesta che nel corso dell'esercizio non ha posto in essere alcuna operazione soggetta all'obbligo di retrocessione a termine.

Nota integrativa, attivo

Di seguito si analizzano nel dettaglio i movimenti delle singole voci di bilancio, secondo il dettato della normativa vigente.

Immobilizzazioni

Movimenti delle immobilizzazioni

Nel presente paragrafo della nota integrativa si analizzano i movimenti riguardanti le immobilizzazioni immateriali, materiali e finanziarie.

Per ciascuna voce delle immobilizzazioni è stato specificato:

- il costo storico;
- le precedenti rivalutazioni, svalutazioni ed ammortamenti delle immobilizzazioni esistenti all'inizio dell'esercizio;
- le acquisizioni, gli spostamenti da una voce ad un'altra, le alienazioni e le eliminazioni avvenute nell'esercizio;
- le rivalutazioni, le svalutazioni e gli ammortamenti effettuati nell'esercizio;
- la consistenza finale dell'immobilizzazione.

Immobilizzazioni immateriali	Immobilizzazioni finanziarie	Totale immobilizzazioni
------------------------------	------------------------------	-------------------------

	Immobilizzazioni immateriali	Immobilizzazioni finanziarie	Totale immobilizzazioni
Valore di inizio esercizio			
Costo	2.538	32.368.350	32.370.888
Ammortamenti (Fondo ammortamento)	1.142	-	1.142
Valore di bilancio	1.396	32.368.350	32.369.746
Variazioni nell'esercizio			
Ammortamento dell'esercizio	508	-	508
Totale variazioni	(508)	-	(508)
Valore di fine esercizio			
Costo	2.538	32.368.350	32.370.888
Ammortamenti (Fondo ammortamento)	1.650	-	1.650
Valore di bilancio	888	32.368.350	32.369.238

Immobilizzazioni immateriali

Movimenti delle immobilizzazioni immateriali

Nel presente paragrafo della Nota integrativa si analizzano i movimenti riguardanti le immobilizzazioni immateriali.

Per ciascuna voce delle immobilizzazioni è stato specificato:

- il costo storico;
- le precedenti rivalutazioni, svalutazioni ed ammortamenti delle immobilizzazioni esistenti all'inizio dell'esercizio;
- le acquisizioni, gli spostamenti da una voce ad un'altra, le alienazioni e le eliminazioni avvenute nell'esercizio;
- le rivalutazioni, le svalutazioni e gli ammortamenti effettuati nell'esercizio;
- la consistenza finale dell'immobilizzazione.

Come illustrato nella tabella sotto riportata, le immobilizzazioni immateriali, al netto del relativo fondo di ammortamento, ammontano ad Euro 888 il fondo di ammortamento risulta essere pari ad Euro 1.396.

	Costi di impianto e ampliamento	Totale immobilizzazioni immateriali
Valore di inizio esercizio		

	Costi di impianto e ampliamento	Totale immobilizzazioni immateriali
Costo	2.538	2.538
Ammortamenti (Fondo ammortamento)	1.142	1.142
Valore di bilancio	1.396	1.396
Variazioni nell'esercizio		
Ammortamento dell'esercizio	508	508
<i>Totale variazioni</i>	<i>(508)</i>	<i>(508)</i>
Valore di fine esercizio		
Costo	2.538	2.538
Ammortamenti (Fondo ammortamento)	1.650	1.650
Valore di bilancio	888	888

I costi iscritti tra le immobilizzazioni immateriali sono interamente rappresentati dalle spese notarili di costituzione della Società nonché alle spese sostenute per l'iscrizione della stessa presso il registro delle imprese di Milano.

Operazioni di locazione finanziaria

La Società alla data di chiusura dell'esercizio non ha in corso alcun contratto di leasing finanziario.

Immobilizzazioni finanziarie

Come già anticipato in premessa, le immobilizzazioni finanziarie iscritte nel presente bilancio si riferiscono alla partecipazione totalitaria che la Società detiene nella Optotec S.p.A., a far data dal 4 gennaio 2021.

Movimenti di partecipazioni, altri titoli e strumenti finanziari derivati attivi immobilizzati

Nel presente paragrafo della Nota integrativa si analizzano i movimenti riguardanti le immobilizzazioni immateriali.

Per ciascuna voce delle immobilizzazioni è stato specificato:

- il costo storico;
- le precedenti rivalutazioni, svalutazioni ed ammortamenti delle immobilizzazioni esistenti all'inizio dell'esercizio;

- le acquisizioni, gli spostamenti da una voce ad un'altra, le alienazioni e le eliminazioni avvenute nell'esercizio;
- le rivalutazioni, le svalutazioni e gli ammortamenti effettuati nell'esercizio;
- la consistenza finale dell'immobilizzazione.

Come illustrato nella tabella sotto riportata, le immobilizzazioni finanziarie ammontano ad Euro 32.368.350.

	Partecipazioni in imprese controllate	Totale partecipazioni
Valore di inizio esercizio		
Costo	32.368.350	32.368.350
Valore di bilancio	32.368.350	32.368.350
Valore di fine esercizio		
Costo	32.368.350	32.368.350
Valore di bilancio	32.368.350	32.368.350

Dettagli sulle partecipazioni immobilizzate in imprese controllate

Denominazione	Città, se in Italia, o Stato estero	Codice fiscale (per imprese italiane)	Capitale in euro	Utile (Perdita) ultimo esercizio in euro	Patrimonio netto in euro	Quota posseduta in %	Valore a bilancio o corrispondente credito
Optotec Spa	Dello (BS)	10730100152	3.650.184	(489.659)	7.663.354	100,000	32.368.350

In merito alla differenza tra il valore di carico e il patrimonio netto di spettanza della Società controllata, si precisa che non essendoci indicatori di perdita durevole della partecipazione visto anche il budget per l'anno 2025, della controllata Optotec S.p.a., e le prospettive di business degli anni successivi, non si è proceduto a variarne il valore, mantenendo pertanto il prezzo di acquisto.

Si precisa che, sulla base della distribuzione di dividendi avvenuta nei precedenti esercizi e nell'esercizio in commento, da parte della controllata Optotec S.p.A., il delta emergente dal confronto tra il patrimonio netto ed il valore della partecipazione detenuta dalla Società nella Optotec S.p.A., non desta preoccupazione e pertanto non si rende necessario effettuare un *impairment test*.

Attivo circolante

Con riferimento all'esercizio in chiusura, ed in ossequio a quanto disposto dall'art. 2427, comma 1, n. 4 del codice civile, nei seguenti prospetti vengono illustrati per ciascuna voce dell'attivo diversa dalle immobilizzazioni, la consistenza iniziale, i movimenti dell'esercizio e la correlata consistenza finale.

Crediti iscritti nell'attivo circolante

Si segnala che l'OIC 15 dispone che i crediti possono essere valutati al valore di presumibile realizzo senza applicare il criterio di valutazione del costo ammortizzato e l'attualizzazione.

Si segnala pertanto che nel presente bilancio, i crediti sono stati esposti al presumibile valore di realizzo, conformemente a quanto previsto dall'art. 2426, comma 1, n. 8 del codice civile. L'eventuale adeguamento a tale valore è stato effettuato mediante stanziamento di un fondo svalutazione crediti.

Variazioni e scadenza dei crediti iscritti nell'attivo circolante

Nella seguente tabella vengono espone le informazioni relative alle variazioni dei crediti iscritti nell'attivo circolante nonché, se significative, le informazioni relative alla scadenza degli stessi.

	Valore di inizio esercizio	Variazione nell'esercizio	Valore di fine esercizio	Quota scadente entro l'esercizio
Crediti verso controllanti	350.530	-	350.530	350.530
Crediti tributari	289	1.939	2.228	2.228
Imposte anticipate	25.877	172.089	197.966	-
Totale	376.696	174.028	550.724	352.758

La voce Crediti verso controllanti è rappresentata dagli anticipi verso il socio unico Sterlite Technologies Limited.

I Crediti tributari sono riferiti all'erario c/ires (Euro 2.108) e all'erario c/crediti d'imposta vari (Euro 120).

Da ultimo, la voce Imposte anticipate è interamente rappresentata dal credito per imposte anticipate determinato in relazione alla perdita fiscale trasferita al Gruppo dalla controllata Optotec S.p.A. a seguito della determinazione delle imposte sui redditi nell'ambito del regime del consolidato fiscale nazionale, ai sensi dell'art. 117 e seguenti del TUIR.

Suddivisione dei crediti iscritti nell'attivo circolante per area geografica

Nella seguente tabella viene esposta la ripartizione per area geografica dei crediti iscritti nell'attivo circolante.

Area geografica	Crediti verso controllanti iscritti nell'attivo circolante	Crediti tributari iscritti nell'attivo circolante	Attività per imposte anticipate iscritte nell'attivo circolante	Totale crediti iscritti nell'attivo circolante
Italia	-	2.228	197.966	200.194
Esteri	350.530	-	-	350.530
Totale	350.530	2.228	197.966	550.724

Disponibilità liquide

Le disponibilità liquide costituiscono le attività più facilmente liquidabili da parte della Società.

I crediti verso le banche per i depositi o i conti correnti esistenti sono iscritti in bilancio al valore nominale; il denaro ed i valori bollati in cassa sono valutati al valore nominale.

Tale posta, di importo pari ad Euro 65.525, comprende il saldo del conto corrente bancario che la Società ha presso la filiale di Citibank, alla data del 31/03/2024.

	Valore di inizio esercizio	Variazioni nell'esercizio	Valore di fine esercizio
depositi bancari e postali	15.244	50.381	65.625
Totale	15.244	50.381	65.625

Ratei e risconti attivi

I Ratei e risconti sono stati calcolati sulla base del principio della competenza, mediante la ripartizione dei ricavi e/o costi comuni a due esercizi.

Nella voce risconti attivi devono essere iscritti i costi sostenuti entro la chiusura dell'esercizio ma di competenza di esercizi successivi (cfr. disposto dell'art. 2424 bis del codice civile). I costi iscrivibili a tale voce sono soltanto quote di costi, comuni a due o più esercizi, l'entità dei quali varia in ragione del tempo

	Valore di inizio esercizio	Variazione nell'esercizio	Valore di fine esercizio
Risconti attivi	88.474	(24.022)	64.452
Totale ratei e risconti attivi	88.474	(24.022)	64.452

Alla data del 31/03/2024 si rileva principalmente l'esistenza di un risconto attivo costituito dagli oneri finanziari sul finanziamento bancario in essere con banca State Bank of India, Frankfurt Branch.

Oneri finanziari capitalizzati

Tutti gli interessi e gli altri oneri finanziari sono stati interamente spesi nell'esercizio. Ai fini dell'art. 2427, comma 1, n. 8 del codice civile, si attesta quindi che non sussistono capitalizzazioni di oneri finanziari.

Nota integrativa, passivo e patrimonio netto

Di seguito si analizzano nel dettaglio i movimenti delle singole voci di bilancio, secondo il dettato della normativa vigente.

Patrimonio netto

Le voci sono esposte in bilancio al loro valore contabile secondo le indicazioni contenute nel principio contabile OIC 28.

Le poste del Patrimonio Netto e del passivo dello Stato Patrimoniale sono state iscritte in conformità ai principi contabili nazionali; nelle sezioni relative alle singole poste sono indicati i criteri applicati nello specifico.

Con riferimento all'esercizio in chiusura, ed in ossequio a quanto disposto dall'art. 2427, comma 1, n. 4 del Codice Civile, nei seguenti prospetti vengono illustrati per ciascuna voce del passivo la consistenza iniziale, i movimenti dell'esercizio e la correlata consistenza finale.

Variazioni nelle voci di patrimonio netto

Con riferimento all'esercizio in chiusura nelle tabelle seguenti vengono esposte le variazioni delle singole voci del patrimonio netto, nonché il dettaglio delle altre riserve, se presenti in bilancio.

Il capitale sociale sottoscritto e versato alla data del 31/03/2024 risulta pari ad Euro 100.000.

Si ricorda che, in data 8 gennaio 2021, con atto a rogito del Notaio Dott. Domenico Cambareri, n. rep. 49625/21194, è stato deliberato di aumentare il capitale sociale della Società da Euro 50.000 a Euro 100.000, gratuitamente, mediante emissione di n. 50.000 nuove azioni da nominali Euro 1 cadauna, interamente assegnate all'unico socio Sterlite Technologies Limited. Tale aumento è stato effettuato mediante utilizzo, per un corrispondente importo, della riserva in conto capitale di Euro 50.000, già presente nel patrimonio netto della Società.

Il presente esercizio evidenzia un patrimonio netto di complessivi Euro 2.573.669, dopo aver considerato l'utile d'esercizio, pari ad Euro 1.130.540. Si precisa che, in data 20 giugno 2023, la controllata Optotec S.p.A. ha deliberato la distribuzione di un dividendo pari a Euro 3.096.057 in favore della Società.

	Valore di inizio esercizio	Destinazione del risultato dell'es. prec. - Altre destinazioni	Altre variazioni - Decrementi	Risultato d'esercizio	Valore di fine esercizio
Capitale	100.000	-	-	-	100.000
Riserva legale	20.000	-	-	-	20.000
Varie altre riserve	-	-	1	-	(1)
Totale altre riserve	-	-	1	-	(1)
Utili (perdite) portati a nuovo	193.633	1.027.747	-	-	1.221.380
Utile (perdita) dell'esercizio	1.027.747	(1.027.747)	-	1.130.540	1.130.540
Totale	1.341.380	-	1	1.130.540	2.471.919

Disponibilità e utilizzo del patrimonio netto

Nei seguenti prospetti sono analiticamente indicate le voci di patrimonio netto, con specificazione della loro origine, possibilità di utilizzazione e distribuibilità, nonché della loro avvenuta utilizzazione nei precedenti esercizi.

Descrizione	Importo	Origine/Natura	Possibilità di utilizzazione	Quota disponibile
Capitale	100.000	Capitale		-
Riserva legale	20.000	Utili	A;B	20.000
Varie altre riserve	(1)	Capitale	A;B;C	(1)
Totale altre riserve	(1)	Capitale	A;B;C	(1)
Utili (perdite) portati a nuovo	1.221.380	Utili	A;B;C	1.221.380
Totale	1.341.379			1.241.379
Quota non distribuibile				20.888
Residua quota distribuibile				1.220.491
Legenda: A: per aumento di capitale; B: per copertura perdite; C: per distribuzione ai soci; D: per altri vincoli statutari; E: altro				

Si precisa che la quota non distribuibile indicata nella tabella precedente è composta per Euro 20.000 dalla riserva legale e per Euro 888 dalla quota dei costi di impianti ampliamento ancora da ammortizzare.

Debiti

I debiti sono stati esposti in bilancio al valore nominale, avvalendosi della facoltà concessa dall'art. 2435-bis c.c.

Variazioni e scadenza dei debiti

Nella seguente tabella vengono esposte le informazioni relative alle variazioni dei debiti e le eventuali informazioni relative alla scadenza degli stessi.

	Valore di inizio esercizio	Variazione nell'esercizio	Valore di fine esercizio	Quota scadente entro l'esercizio	Quota scadente oltre l'esercizio
Debiti verso soci per finanziamenti	6.500.000	-	6.500.000	-	6.500.000
Debiti verso banche	21.600.000	(4.800.000)	16.800.000	4.800.000	12.000.000
Debiti verso fornitori	56.093	(6.851)	49.242	49.242	-
Debiti verso imprese controllate	925.931	3.805.415	4.731.346	4.731.346	-
Debiti verso imprese controllanti	350.530	101.750	452.280	452.280	-
Altri debiti	767.500	(737.500)	30.000	30.000	-
Totale	30.200.054	(1.637.186)	28.562.868	10.062.868	18.500.000

La voce Debiti verso soci per finanziamenti comprende il finanziamento fruttifero di interessi erogato dal socio Sterlite Technologies Limited, in data 7 gennaio 2021. Il tasso di interesse contrattuale applicabile al suddetto finanziamento intercompany è pari al Libor + 85 Bps per la parte di finanziamento avente scadenza entro l'anno e al Libor + 150 Bps per la parte di finanziamento avente scadenza oltre l'anno.

La voce Debiti verso banche è interamente riferita al finanziamento a lungo termine, sottoscritto dalla Società con la banca State Bank of India, Frankfurt Branch per complessivi Euro 24.000.000. Il rimborso di tale finanziamento è previsto in tranche, l'ultima delle quali ha scadenza 6 anni dopo la "data di utilizzo". Nel corso dell'esercizio la Società ha provveduto a rimborsare due rate di cui ciascuna pari ad Euro 2.400.000. Il tasso di interesse contrattuale applicabile al suddetto finanziamento bancario è pari all'Euribor oltre al margine dell'1,7% annuo.

I Debiti verso Fornitori sono riferiti a fatture da ricevere (per Euro 35.806) ed a debiti verso fornitori nazionali (per Euro 13.436).

I Debiti verso imprese controllate sono interamente riferiti ai debiti verso la controllata Optotec S.p.A. e si riferiscono per Euro 4.155.611 per il finanziamento infruttifero in essere e per Euro 575.735 a debiti di natura non finanziaria.

I Debiti verso imprese controllanti sono pari a Euro 452.280 e sono interamente riferiti a debiti di natura non finanziaria verso il socio unico Sterlite Technologies Limited.

La voce Altri debiti è composta esclusivamente dal debito verso il precedente socio della società Optotec Spa, per interessi dovuti, a seguito dell'accordo con il medesimo, per il ritardo del pagamento delle quote di Optotec Spa. Per un maggior dettaglio si rimanda a quanto indicato nella parte iniziale della presente nota integrativa.

Suddivisione dei debiti per area geografica

Nella seguente tabella viene esposta la ripartizione per area geografica dei debiti.

Area geografica	Debiti verso soci per finanziamenti	Debiti verso banche	Debiti verso fornitori	Debiti verso imprese controllate	Debiti verso imprese controllanti	Altri debiti	Debiti
Italia	-	-	49.242	4.731.346	-	30.000	4.810.588
Estero	6.500.000	16.800.000	-	-	452.280	-	23.752.280
Totale	6.500.000	16.800.000	49.242	4.731.346	452.280	30.000	28.562.868

Debiti assistiti da garanzie reali su beni sociali

Ai sensi e per gli effetti dell'art. 2427, c. 1 n. 6 del codice civile, si attesta che non esistono debiti sociali assistiti da garanzie reali.

Ratei e risconti passivi

I Ratei e Risconti sono stati calcolati sulla base del principio della competenza, mediante la ripartizione dei costi e/o ricavi comuni a due esercizi.

Nella voce Ratei passivi devono essere iscritti i costi di competenza dell'esercizio esigibili in esercizi successivi (cfr. disposto dell'art. 2424 bis del codice civile). I costi iscrivibili in tale voce sono soltanto quote di costi, comuni a due o più esercizi, l'entità dei quali varia in ragione del tempo.

	Valore di inizio esercizio	Variazione nell'esercizio	Valore di fine esercizio
Ratei passivi	1.308.726	706.526	2.015.252
Totale ratei e risconti passivi	1.308.726	706.526	2.015.252

La voce in oggetto si riferisce quanto ad Euro 1.754.544 agli interessi passivi maturati sul finanziamento soci e quanto ad Euro 260.708 agli interessi passivi maturati sul finanziamento bancario.

Nota integrativa, conto economico

Il conto economico evidenzia il risultato economico dell'esercizio.

Esso fornisce una rappresentazione delle operazioni di gestione, mediante una sintesi dei componenti positivi e negativi di reddito che hanno contribuito a determinare il risultato economico. I componenti positivi e negativi di reddito, iscritti in bilancio secondo quanto previsto dall'art. 2425-bis del codice civile, sono distinti secondo l'appartenenza alle varie gestioni: caratteristica, accessoria e finanziaria.

L'attività caratteristica identifica i componenti di reddito generati da operazioni che si manifestano in via continuativa e nel settore rilevante per lo svolgimento della gestione, che identificano e qualificano la parte peculiare e distintiva dell'attività economica svolta dalla società, per la quale la stessa è finalizzata.

L'attività finanziaria è costituita da operazioni che generano proventi e oneri di natura finanziaria.

In via residuale, l'attività accessoria è costituita dalle operazioni che generano componenti di reddito che fanno parte dell'attività ordinaria ma non rientrano nell'attività caratteristica e finanziaria.

Valore della produzione

I Ricavi sono iscritti in bilancio per competenza, al netto dei resi, abbuoni, sconti e premi, in particolare per quanto concerne:

- le cessioni di beni: i relativi ricavi sono iscritti con riferimenti al momento di consegna o spedizione dei beni;
- le prestazioni di servizi: i relativi ricavi sono iscritti con riferimento al momento di ultimazione della prestazione;
- le prestazioni di servizi continuative: i relativi ricavi sono iscritti per la quota maturata.

Il valore della produzione è composto esclusivamente dagli Altri Ricavi e Proventi, quest'ultima voce composta da sopravvenienze attive.

Costi della produzione

I costi ed oneri sono imputati per competenza e secondo natura, al netto dei resi, abbuoni, sconti e premi, nel rispetto del principio di correlazione con i ricavi, ed iscritti nelle rispettive voci secondo quanto previsto dal principio contabile OIC 12. Per quanto riguarda gli acquisti di beni, i relativi costi sono iscritti quando si è verificato il passaggio sostanziale e non formale del titolo di proprietà assumendo quale parametro di riferimento, per il passaggio sostanziale, il trasferimento dei rischi e benefici. Nel caso di acquisto di servizi, i relativi costi sono

iscritti quando il servizio è stato ricevuto, ovvero quando la prestazione si è conclusa, mentre, in presenza di prestazioni di servizi continuative, i relativi costi sono iscritti per la quota maturata.

Alla data di chiusura del presente bilancio, il Costo della produzione risulta pari ad Euro 62.306 (rispetto ad Euro 57.445 del precedente esercizio).

Costi per servizi

In tale partita sono indicati i costi relativi all'acquisizione di servizi connessi all'attività ordinaria.

I costi per Servizi ammontano ad Euro 61.263 (rispetto ad Euro 46.570 del precedente esercizio) e sono costituiti dalle seguenti voci:

Costi per servizi	Importo in Euro al 31/03/2024	Importo in Euro al 31/03/2023
Compensi sindaci	22.204	21.474
Compensi revisori	6.272	5.685
Consulenze e spese amministrative	28.084	18.709
Commissioni e spese bancarie	465	392
Consulenze notarili	2.124	--
Altre prestazioni di terzi	2.114	--
Vidimazione certificati	--	310
Totale	61.263	46.570

Ammortamenti

Nella tabella che segue sono dettagliati gli ammortamenti e le svalutazioni effettuati nell'esercizio, che ammontano complessivamente ad Euro 508.

Ammortamento	Importo in Euro al 31/03/2024	Importo in Euro al 31/03/2023
Amm.to Imm. Immateriali	508	508
Totale	508	508

Oneri diversi di gestione

Si tratta di una voce residuale che comprende costi diversi da quelli indicati nelle voci precedenti, purché inerenti alla gestione ordinaria. In particolare, si tratta dei costi, oneri, minusvalenze da cessione, sopravvenienze passive gestionali, relativi alla gestione accessoria e, pertanto, derivanti da operazioni che non rientrano nella gestione caratteristica, in quella finanziaria e in quella straordinaria.

Tale voce risulta pari ad Euro 535 (rispetto ad Euro 10.367 del precedente esercizio) e risulta così composta:

Oneri diversi di gestione	Importo in Euro al 31/03/2024	Importo in Euro al 31/03/2023
Diritto camerale	120	120
Imposta di bollo	100	100
Sanzioni, multe, penalità	5	9
Tassa di concessione governativa	310	--
Sopravvenienze passive	--	10.138

Totale	535	10.367
---------------	------------	---------------

Proventi e oneri finanziari

I proventi e gli oneri finanziari sono iscritti per competenza in relazione alla quota maturata nell'esercizio.

I Proventi finanziari risultano pari a Euro 7.421 e sono rappresentati dagli interessi attivi sui conti correnti bancari, mentre gli Oneri finanziari si riferiscono principalmente agli interessi passivi dovuti sul finanziamento sottoscritto con il socio Sterlite Technologies Limited (Euro 543.285), agli interessi passivi bancari (per Euro 1.193.085), agli interessi di mora dovuti al Sig. Claudio Mega (per Euro 30.000) e agli oneri finanziari diversi (per Euro 125.772).

Oneri finanziari	Importo in Euro al 31/03/2024	Importo in Euro al 31/03/2023
Interessi passivi su finanziamento soci	543.285	541.800
Interessi passivi bancari	1.193.095	444.482
Altri interessi passivi indeducibili	30.000	--
Altri oneri finanziari	125.772	23.956
Totale	1.892.152	1.010.238

Composizione dei proventi da partecipazione

I Proventi da partecipazione risultano pari a Euro 3.096.057 e sono interamente riferiti alla distribuzione di dividendi deliberata in favore della Società dalla controllata Optotec S.p.A. in data 20 giugno 2023.

Analisi della composizione dei proventi da partecipazione

	Proventi da partecipazione
Proventi da partecipazioni da imprese controllate	3.096.057
Totale	3.096.057

Utili/perdite su cambi

Si riportano di seguito le informazioni relative agli utili o perdite su cambi distinguendo la parte realizzata dalla parte derivante da valutazioni delle attività e passività in valuta iscritte in bilancio alla fine dell'esercizio

Descrizione	Importo in bilancio	Parte valutativa	Parte realizzata
<i>utili e perdite su cambi</i>	1.352-		
Utile su cambi		-	-
Perdita su cambi		1.352	-
Totale voce		1.352-	-

Importo e natura dei singoli elementi di ricavo/costo di entità o incidenza eccezionali

Nel corso del presente esercizio non sono stati rilevati ricavi o altri componenti positivi derivanti da eventi di entità o incidenza eccezionali.

Imposte sul reddito d'esercizio, correnti, differite e anticipate

Le imposte sono accantonate secondo il principio di competenza e rappresentano pertanto gli accantonamenti per imposte liquidate o da liquidare per l'esercizio, determinate secondo le aliquote e le norme vigenti, nonché l'ammontare delle imposte differite o pagate anticipatamente in relazione a differenze temporanee deducibili e/o tassabili sorte o rientrate nell'esercizio.

L'iscrizione di imposte anticipate e del beneficio relativo ad eventuali perdite fiscali, interessi passivi indeducibili riportabili ai successivi esercizi è subordinata alla ragionevole certezza della loro recuperabilità e pertanto il saldo attivo per imposte anticipate viene contabilizzato solo se è probabile che emergeranno in futuro redditi imponibili sufficienti per assorbirle ovvero esclusivamente per quelle imposte anticipate che si annulleranno in esercizi in cui si verificherà il rientro di imposte differite per ammontari simili.

Le imposte anticipate e quelle differite sono calcolate sulla base delle aliquote attese nel momento in cui tali differenze temporanee si riverseranno.

A decorrere dall'esercizio 2022 la Società ha esercitato, in qualità di società consolidante, l'opzione per il regime fiscale del consolidato fiscale nazionale che consente di determinare l'Ires su una base imponibile corrispondente alla somma algebrica degli imponibili positivi e negativi delle singole società partecipanti.

I rapporti economici, oltre che le responsabilità e gli obblighi reciproci, fra la società consolidante e la società controllata Optotec S.p.A., sono definiti nel "Regolamento di consolidato" per le società del Gruppo.

Nel bilancio d'esercizio chiuso al 31 marzo 2024, la Società ha contabilizzato un onere derivante dall'adesione al regime di consolidato fiscale nazionale, per complessivi Euro 17.811 che risulta composto:

- per il 24% di Euro 74.213, dal trasferimento al consolidato fiscale nazionale dell'imponibile della Società.

Si segnala, che dalla predisposizione del consolidato fiscale nazionale - avente ad oggetto la Società e la controllata Optotec S.p.A. - non è emerso alcun Ires di Gruppo, dal momento che il reddito imponibile trasferito dalla Società è stato azzerato mediante il trasferimento al Gruppo della perdita fiscale di periodi generata dalla controllata Optotec S.p.A..

Nota integrativa, altre informazioni

Di seguito vengono riportate le altre informazioni richieste dal codice civile.

Dati sull'occupazione

La società nel presente esercizio non ha avuto personale alle proprie dipendenze.

Compensi, anticipazioni e crediti concessi ad amministratori e sindaci e impegni assunti per loro conto

La Società non ha erogato compensi all'Organo Amministrativo nel corso dell'esercizio in commento.

Ai sensi di legge si evidenziano i compensi spettanti al Collegio Sindacale per la sua attività di vigilanza prevista dagli artt. 2403 e seguenti del Codice Civile. Si ricorda che il Collegio Sindacale è stato nominato con Assemblea dell'8 luglio 2022 fino all'approvazione del bilancio al 31 marzo 2025.

Sindaci	
Compensi	17.500

Compensi al revisore legale o società di revisione

La società di revisione PricewaterhouseCoopers S.p.A. è stata nominata con Assemblea del 8 luglio 2022 per ciascuno degli esercizi 2023, 2024, 2025,. I compensi deliberati per l'organo di controllo contabile, al netto di spese e IVA, ammontano ad Euro 4.500.

	Revisione legale dei conti annuali	Totale corrispettivi spettanti al revisore legale o alla società di revisione
Valore	4.500	4.500

Impegni, garanzie e passività potenziali non risultanti dallo stato patrimoniale

Non esistono impegni, garanzie o passività potenziali non risultanti dallo stato patrimoniale.

Informazioni sui patrimoni e i finanziamenti destinati ad uno specifico affare

Patrimoni destinati ad uno specifico affare

Si attesta che alla data di chiusura del bilancio non sussistono patrimoni destinati ad uno specifico affare di cui al n. 20 del 1° comma dell'art. 2427 del Codice Civile.

Finanziamenti destinati ad uno specifico affare

Si attesta che alla data di chiusura del bilancio non sussistono finanziamenti destinati ad uno specifico affare di cui al n. 21 del 1° comma dell'art. 2427 del Codice Civile.

Informazioni sulle operazioni con parti correlate

In ragione ai rapporti con le parti correlate, si segnala che esse sono rappresentate dal debito vantato nei confronti della controllata Optotec S.p.A. per Euro 575.735 e dal finanziamento infruttifero verso la controllata Optotec S.p.A. per Euro 4.155.611.

Informazioni sugli accordi non risultanti dallo stato patrimoniale

Nel corso dell'esercizio non è stato posto in essere alcun accordo non risultante dallo stato patrimoniale.

Informazioni relative agli strumenti finanziari derivati ex art. 2427-bis del Codice Civile

Si attesta che non è stato sottoscritto alcun strumento finanziario derivato.

Prospetto riepilogativo del bilancio della società che esercita l'attività di direzione e coordinamento

Ai sensi dell'art. 2497-bis, comma 4 del codice civile, si attesta che la Società non è soggetta all'altrui attività di direzione e coordinamento.

Azioni proprie e di società controllanti

Ai sensi dell'art. 2435-bis e art. 2428, comma 3 nn. 3 e 4 del codice civile, si precisa che la Società, nel corso dell'esercizio, non ha posseduto azioni o quote della società controllante.

Informazioni ex art. 1, comma 125, della legge 4 agosto 2017 n. 124

In relazione al disposto di cui all'art. 1, comma 125-bis, della legge 124/2017, in merito all'obbligo di dare evidenza in nota integrativa delle somme di denaro eventualmente ricevute nell'esercizio a titolo di sovvenzioni, sussidi, vantaggi, contributi o aiuti, in denaro o in natura, non aventi carattere generale e privi di natura corrispettiva, retributiva o risarcitoria di qualunque genere, dalle pubbliche amministrazioni e dai soggetti di cui al comma 125-bis del medesimo articolo, la Società attesta di non aver ricevuto tali somme..

Proposta di destinazione degli utili o di copertura delle perdite

Signor Socio, alla luce di quanto sopra esposto, l'organo amministrativo propone di riportare a nuovo l'utile d'esercizio pari ad Euro 1.130.540

Nota integrativa, parte finale

Signor Socio, Vi confermiamo che il presente bilancio, composto da stato patrimoniale, conto economico e nota integrativa rappresenta in modo veritiero e corretto la situazione patrimoniale e finanziaria della Società, nonché il risultato economico dell'esercizio e corrisponde alle scritture contabili.

Vi invitiamo pertanto ad approvare il progetto di bilancio al 31/03/2024 unitamente con la proposta di destinazione del risultato d'esercizio, così come predisposto dall'organo amministrativo.

Il Bilancio è vero e reale e corrisponde alle scritture contabili.

Per l'Organo Amministrativo

L'Amministratore

(Binod Balachandran)

STERLITE TECH HOLDING INC.
STATEMENT OF PROFIT AND LOSS FOR THE YEAR ENDED MARCH 31, 2024
 (All amounts are in USD, unless otherwise stated)

USD
 Year ended
 March 31, 2024

INCOME

Revenue from operations
 Other income
Total Income (I)

 -
 -

EXPENSES

Cost of raw material consumed
 Changes in inventories of work-in-progress and finished goods
 Employee benefit expense
 Other expenses
Total Expense (II)

 -
 -
 -
 -

Earnings before exceptional item, interest, tax, depreciation and amortisation (EBITDA) (I) - (II)

Depreciation and Amortisation Expense

Finance costs

Profit before tax

Tax expense:

Current tax

Deferred tax

Total tax expenses

Profit for the year

 -
 3,70,937

 (3,70,937)
 -
 -
 (1,13,915)

 (1,13,915)

 (2,57,022)

For and on behalf of the board of directors of
 Sterlite Tech Holding Inc.


Jorge Aceves
 Head Finance


Ajay Jhanjhari
 ONB CFO

STERLITE TECH HOLDING INC.
BALANCE SHEET AS AT MARCH 31, 2024
 (All amounts are in USD, unless otherwise stated)

	USD
	<u>March 31, 2024</u>
ASSETS	
Non-current assets	
Property, plant and equipment	-
Capital work-in progress	-
Financial assets	
(i) Investments	1,75,32,097
(ii) Loans	60,000
Other non-current assets	-
Total Non-current assets	<u>1,75,92,097</u>
Current assets	
Inventories	-
Financial assets	
(i) Investments	-
(ii) Trade receivables	-
(iii) Cash and cash equivalents	5,087
(iv) Other bank balances	-
Other current assets	-
Total Current assets	<u>5,087</u>
Total Assets	<u>1,75,97,184</u>
EQUITY AND LIABILITIES	
Equity	
Equity share capital	-
Other Equity	1,22,87,443
Total Equity	<u>1,22,87,443</u>
Non current liabilities	
Financial Liabilities	
(i) Borrowings	54,23,656
Deferred tax liabilities (net)	(1,13,915)
Total Non-current liabilities	<u>53,09,741</u>
Current liabilities	
Financial liabilities	
(i) Trade payables	
(a) total outstanding dues of micro and small enterprises	-
(b) total outstanding dues other than (iii) (a) above	-
Other current liabilities	-
Total Current Liabilities	<u>-</u>
Total Liabilities	<u>53,09,741</u>
Total Equity and Liabilities	<u>1,75,97,184</u>

For and on behalf of the board of directors of
 Sterlite Tech Holding Inc.


 Jorge Aceves
 Head Finance


 Ajay Jhanjhari
 ONB CFO



**RELAZIONE DELLA SOCIETA' DI REVISIONE
INDIPENDENTE AI SENSI DELL'ARTICOLO 14
DEL DLGS 27 GENNAIO 2010, N° 39**

METALLURGICA BRESCIANA SPA

BILANCIO D'ESERCIZIO AL 31 MARZO 2024



Relazione della società di revisione indipendente

ai sensi dell'articolo 14 del DLgs 27 gennaio 2010, n° 39

All'azionista unico della
Metallurgica Bresciana SpA

Relazione sulla revisione contabile del bilancio d'esercizio

Giudizio

Abbiamo svolto la revisione contabile del bilancio d'esercizio della società Metallurgica Bresciana SpA (la Società), costituito dallo stato patrimoniale al 31 marzo 2024, dal conto economico, dal rendiconto finanziario per l'esercizio chiuso a tale data e dalla nota integrativa.

A nostro giudizio, il bilancio d'esercizio fornisce una rappresentazione veritiera e corretta della situazione patrimoniale e finanziaria della Società al 31 marzo 2024, del risultato economico e dei flussi di cassa per l'esercizio chiuso a tale data in conformità alle norme italiane che ne disciplinano i criteri di redazione.

Elementi alla base del giudizio

Abbiamo svolto la revisione contabile in conformità ai principi di revisione internazionali (ISA Italia). Le nostre responsabilità ai sensi di tali principi sono ulteriormente descritte nella sezione *Responsabilità della società di revisione per la revisione contabile del bilancio d'esercizio* della presente relazione. Siamo indipendenti rispetto alla Società in conformità alle norme e ai principi in materia di etica e di indipendenza applicabili nell'ordinamento italiano alla revisione contabile del bilancio. Riteniamo di aver acquisito elementi probativi sufficienti e appropriati su cui basare il nostro giudizio.

Altri aspetti

La Società, come richiesto dalla legge, ha inserito in nota integrativa i dati essenziali dell'ultimo bilancio della società che esercita su di essa l'attività di direzione e coordinamento. Il giudizio sul bilancio della società Metallurgica Bresciana SpA non si estende a tali dati.

PricewaterhouseCoopers SpA

Sede legale: **Milano** 20145 Piazza Tre Torri 2 Tel. 02 77851 Fax 02 7785240 Capitale Sociale Euro 6.890.000,00 i.v. C.F. e P.IVA e Reg. Imprese Milano Monza Brianza Lodi 12979880155 Iscritta al n° 119644 del Registro dei Revisori Legali - Altri Uffici: **Ancona** 60131 Via Sandro Totti 1 Tel. 071 2132311 - **Bari** 70122 Via Abate Gimma 72 Tel. 080 5640211 - **Bergamo** 24121 Largo Belotti 5 Tel. 035 229691 - **Bologna** 40124 Via Luigi Carlo Farini 12 Tel. 051 6186211 - **Brescia** 25121 Viale Duca d'Aosta 28 Tel. 030 3697501 - **Catania** 95129 Corso Italia 302 Tel. 095 7532311 - **Firenze** 50121 Viale Gramsci 15 Tel. 055 2482811 - **Genova** 16121 Piazza Piccapietra 9 Tel. 010 29041 - **Napoli** 80121 Via dei Mille 16 Tel. 081 36181 - **Padova** 35138 Via Vicenza 4 Tel. 049 873481 - **Palermo** 90141 Via Marchese Ugo 60 Tel. 091 349737 - **Parma** 43121 Viale Tanara 20/A Tel. 0521 275911 - **Pescara** 65127 Piazza Ettore Troilo 8 Tel. 085 4545711 - **Roma** 00154 Largo Fochetti 29 Tel. 06 570251 - **Torino** 10122 Corso Palestro 10 Tel. 011 556771 - **Trento** 38122 Viale della Costituzione 33 Tel. 0461 237004 - **Treviso** 31100 Viale Felissent 90 Tel. 0422 696911 - **Trieste** 34125 Via Cesare Battisti 18 Tel. 040 3480781 - **Udine** 33100 Via Poscolle 43 Tel. 0432 25789 - **Varese** 21100 Via Albuzzi 43 Tel. 0332 285039 - **Verona** 37135 Via Francia 21/C Tel. 045 8263001 - **Vicenza** 36100 Piazza Pontelandolfo 9 Tel. 0444 393311

Responsabilità degli amministratori e del collegio sindacale per il bilancio d'esercizio

Gli amministratori sono responsabili per la redazione del bilancio d'esercizio che fornisca una rappresentazione veritiera e corretta in conformità alle norme italiane che ne disciplinano i criteri di redazione e, nei termini previsti dalla legge, per quella parte del controllo interno dagli stessi ritenuta necessaria per consentire la redazione di un bilancio che non contenga errori significativi dovuti a frodi o a comportamenti o eventi non intenzionali.

Gli amministratori sono responsabili per la valutazione della capacità della Società di continuare a operare come un'entità in funzionamento e, nella redazione del bilancio d'esercizio, per l'appropriatezza dell'utilizzo del presupposto della continuità aziendale, nonché per una adeguata informativa in materia. Gli amministratori utilizzano il presupposto della continuità aziendale nella redazione del bilancio d'esercizio a meno che abbiano valutato che sussistono le condizioni per la liquidazione della Società o per l'interruzione dell'attività o non abbiano alternative realistiche a tali scelte.

Il collegio sindacale ha la responsabilità della vigilanza, nei termini previsti dalla legge, sul processo di predisposizione dell'informativa finanziaria della Società.

Responsabilità della società di revisione per la revisione contabile del bilancio d'esercizio

I nostri obiettivi sono l'acquisizione di una ragionevole sicurezza che il bilancio d'esercizio nel suo complesso non contenga errori significativi, dovuti a frodi o a comportamenti o eventi non intenzionali, e l'emissione di una relazione di revisione che includa il nostro giudizio. Per ragionevole sicurezza si intende un livello elevato di sicurezza che, tuttavia, non fornisce la garanzia che una revisione contabile svolta in conformità ai principi di revisione internazionali (ISA Italia) individui sempre un errore significativo, qualora esistente. Gli errori possono derivare da frodi o da comportamenti o eventi non intenzionali e sono considerati significativi qualora ci si possa ragionevolmente attendere che essi, singolarmente o nel loro insieme, siano in grado di influenzare le decisioni economiche prese dagli utilizzatori sulla base del bilancio d'esercizio.

Nell'ambito della revisione contabile svolta in conformità ai principi di revisione internazionali (ISA Italia), abbiamo esercitato il giudizio professionale e abbiamo mantenuto lo scetticismo professionale per tutta la durata della revisione contabile. Inoltre:

- abbiamo identificato e valutato i rischi di errori significativi nel bilancio d'esercizio, dovuti a frodi o a comportamenti o eventi non intenzionali; abbiamo definito e svolto procedure di revisione in risposta a tali rischi; abbiamo acquisito elementi probativi sufficienti e appropriati su cui basare il nostro giudizio. Il rischio di non individuare un errore significativo dovuto a frodi è più elevato rispetto al rischio di non individuare un errore significativo derivante da comportamenti o eventi non intenzionali, poiché la frode può implicare l'esistenza di collusioni, falsificazioni, omissioni intenzionali, rappresentazioni fuorvianti o forzature del controllo interno;
- abbiamo acquisito una comprensione del controllo interno rilevante ai fini della revisione contabile allo scopo di definire procedure di revisione appropriate nelle circostanze e non per esprimere un giudizio sull'efficacia del controllo interno della Società;
- abbiamo valutato l'appropriatezza dei principi contabili utilizzati nonché la ragionevolezza delle stime contabili effettuate dagli amministratori, inclusa la relativa informativa;
- siamo giunti a una conclusione sull'appropriatezza dell'utilizzo da parte degli amministratori del presupposto della continuità aziendale e, in base agli elementi probativi acquisiti,

sull'eventuale esistenza di un'incertezza significativa riguardo a eventi o circostanze che possono far sorgere dubbi significativi sulla capacità della Società di continuare a operare come un'entità in funzionamento. In presenza di un'incertezza significativa, siamo tenuti a richiamare l'attenzione nella relazione di revisione sulla relativa informativa di bilancio ovvero, qualora tale informativa sia inadeguata, a riflettere tale circostanza nella formulazione del nostro giudizio. Le nostre conclusioni sono basate sugli elementi probativi acquisiti fino alla data della presente relazione. Tuttavia, eventi o circostanze successivi possono comportare che la Società cessi di operare come un'entità in funzionamento;

- abbiamo valutato la presentazione, la struttura e il contenuto del bilancio d'esercizio nel suo complesso, inclusa l'informativa, e se il bilancio d'esercizio rappresenti le operazioni e gli eventi sottostanti in modo da fornire una corretta rappresentazione.

Abbiamo comunicato ai responsabili delle attività di governance, identificati a un livello appropriato come richiesto dagli ISA Italia, tra gli altri aspetti, la portata e la tempistica pianificate per la revisione contabile e i risultati significativi emersi, incluse le eventuali carenze significative nel controllo interno identificate nel corso della revisione contabile.

Relazione su altre disposizioni di legge e regolamentari

Giudizio ai sensi dell'articolo 14, comma 2, lettera e), del DLgs 39/10

Gli amministratori della Metallurgica Bresciana SpA sono responsabili per la predisposizione della relazione sulla gestione della Metallurgica Bresciana SpA al 31 marzo 2024, incluse la sua coerenza con il relativo bilancio d'esercizio e la sua conformità alle norme di legge.

Abbiamo svolto le procedure indicate nel principio di revisione (SA Italia) n° 720B al fine di esprimere un giudizio sulla coerenza della relazione sulla gestione con il bilancio d'esercizio della Metallurgica Bresciana SpA al 31 marzo 2024 e sulla conformità della stessa alle norme di legge, nonché di rilasciare una dichiarazione su eventuali errori significativi.

A nostro giudizio, la relazione sulla gestione è coerente con il bilancio d'esercizio della Metallurgica Bresciana SpA al 31 marzo 2024 ed è redatta in conformità alle norme di legge.

Con riferimento alla dichiarazione di cui all'articolo 14, comma 2, lettera e), del DLgs 39/10, rilasciata sulla base delle conoscenze e della comprensione dell'impresa e del relativo contesto acquisite nel corso dell'attività di revisione, non abbiamo nulla da riportare.

Brescia, 24 giugno 2024

PricewaterhouseCoopers SpA



Alessandro Mazzetti
(Revisore legale)

Informazioni generali sull'impresa

Dati anagrafici

Denominazione: METALLURGICA BRESCIANA SPA a socio unico
Sede: VIA G. MARCONI 31 DELLO BS
Capitale sociale: 7.000.000,00
Capitale sociale interamente versato: sì
Codice CCIAA: BS
Partita IVA: 02132320173
Codice fiscale: 02132320173
Numero REA: 306081
Forma giuridica: SOCIETA' PER AZIONI
Settore di attività prevalente (ATECO): 273200
Società in liquidazione: no
Società con socio unico: sì
Società sottoposta ad altrui attività di direzione e coordinamento: sì
Denominazione della società o ente che esercita l'attività di direzione e coordinamento: STERLITE TECHNOLOGIES LIMITED
Appartenenza a un gruppo: sì
Denominazione della società capogruppo: STERLITE TECHNOLOGIES LIMITED
Paese della capogruppo: INDIA
Numero di iscrizione all'albo delle cooperative:

Bilancio al 31/03/2024

Stato Patrimoniale Ordinario

	31/03/2024	31/03/2023
Attivo		
B) Immobilizzazioni		
I - Immobilizzazioni immateriali	-	-
3) diritti di brevetto industriale e diritti di utilizzazione delle opere dell'ingegno	171.326	173.661
5) avviamento	4.282.276	4.282.276
7) altre	221.125	330.226
<i>Totale immobilizzazioni immateriali</i>	<i>4.674.727</i>	<i>4.786.163</i>
II - Immobilizzazioni materiali	-	-

	31/03/2024	31/03/2023
1) terreni e fabbricati	12.796.986	12.522.415
2) impianti e macchinario	5.523.022	6.023.150
3) attrezzature industriali e commerciali	224.562	62.100
4) altri beni	469.692	336.613
5) immobilizzazioni in corso e acconti	132.000	28.381
<i>Totale immobilizzazioni materiali</i>	<i>19.146.262</i>	<i>18.972.659</i>
III - Immobilizzazioni finanziarie	-	-
1) partecipazioni in	-	-
b) imprese collegate	-	1.603.013
d-bis) altre imprese	2.931	2.931
<i>Totale partecipazioni</i>	<i>2.931</i>	<i>1.605.944</i>
2) crediti	-	-
d-bis) verso altri	20.731	20.731
esigibili entro l'esercizio successivo	20.731	20.731
<i>Totale crediti</i>	<i>20.731</i>	<i>20.731</i>
<i>Totale immobilizzazioni finanziarie</i>	<i>23.662</i>	<i>1.626.675</i>
<i>Totale immobilizzazioni (B)</i>	<i>23.844.651</i>	<i>25.385.497</i>
C) Attivo circolante		
I - Rimanenze	-	-
1) materie prime, sussidiarie e di consumo	4.866.342	4.729.022
2) prodotti in corso di lavorazione e semilavorati	2.706.268	2.355.623
4) prodotti finiti e merci	6.232.265	2.952.301
5) acconti	169.687	73.162
<i>Totale rimanenze</i>	<i>13.974.562</i>	<i>10.110.108</i>
II - Crediti	-	-
1) verso clienti	10.423.845	18.360.030
esigibili entro l'esercizio successivo	10.423.845	18.360.030
3) verso imprese collegate	1.028.504	2.130.209
esigibili entro l'esercizio successivo	1.028.504	2.130.209
4) verso controllanti	1.811.135	1.789.784
esigibili entro l'esercizio successivo	1.811.135	1.789.784
5-bis) crediti tributari	357.050	96.635
esigibili entro l'esercizio successivo	357.050	96.635
5-ter) imposte anticipate	366.565	288.236

	31/03/2024	31/03/2023
5-quater) verso altri	4.228.375	30.940
esigibili entro l'esercizio successivo	4.228.375	30.940
<i>Totale crediti</i>	<i>18.215.474</i>	<i>22.695.834</i>
IV - Disponibilita' liquide	-	-
1) depositi bancari e postali	6.937.040	2.994.569
3) danaro e valori in cassa	921	1.505
<i>Totale disponibilita' liquide</i>	<i>6.937.961</i>	<i>2.996.074</i>
<i>Totale attivo circolante (C)</i>	<i>39.127.997</i>	<i>35.802.016</i>
D) Ratei e risconti	247.030	482.212
<i>Totale attivo</i>	<i>63.219.678</i>	<i>61.669.725</i>
Passivo		
A) Patrimonio netto	26.189.351	14.490.270
I - Capitale	7.000.000	7.000.000
IV - Riserva legale	1.400.000	1.400.000
VI - Altre riserve, distintamente indicate	-	-
Riserva straordinaria	6.090.270	1.661.429
<i>Totale altre riserve</i>	<i>6.090.270</i>	<i>1.661.429</i>
IX - Utile (perdita) dell'esercizio	11.699.081	4.428.841
Totale patrimonio netto	26.189.351	14.490.270
B) Fondi per rischi e oneri		
1) per trattamento di quiescenza e obblighi simili	218.282	218.282
2) per imposte, anche differite	784.462	788.882
3) strumenti finanziari derivati passivi	46.374	46.374
4) altri	30.000	30.000
<i>Totale fondi per rischi ed oneri</i>	<i>1.079.118</i>	<i>1.083.538</i>
C) Trattamento di fine rapporto di lavoro subordinato	440.194	664.390
D) Debiti		
4) debiti verso banche	11.700.000	24.372.371
esigibili entro l'esercizio successivo	11.700.000	15.392.371
esigibili oltre l'esercizio successivo	-	8.980.000
6) acconti	27	2.680
esigibili entro l'esercizio successivo	27	2.680
7) debiti verso fornitori	12.384.773	9.394.631
esigibili entro l'esercizio successivo	12.384.773	9.394.631

	31/03/2024	31/03/2023
10) debiti verso imprese collegate	1.404.262	793.137
esigibili entro l'esercizio successivo	1.404.262	793.137
11) debiti verso controllanti	6.957.394	7.611.642
esigibili entro l'esercizio successivo	6.957.394	7.611.642
12) debiti tributari	1.182.773	1.363.262
esigibili entro l'esercizio successivo	1.182.773	1.363.262
13) debiti verso istituti di previdenza e di sicurezza sociale	278.134	281.952
esigibili entro l'esercizio successivo	278.134	281.952
14) altri debiti	1.526.390	1.479.617
esigibili entro l'esercizio successivo	1.526.390	1.479.617
<i>Totale debiti</i>	<i>35.433.753</i>	<i>45.299.292</i>
E) Ratei e risconti	77.262	132.235
<i>Totale passivo</i>	<i>63.219.678</i>	<i>61.669.725</i>

Conto Economico Ordinario

	31/03/2024	31/03/2023
A) Valore della produzione		
1) ricavi delle vendite e delle prestazioni	89.662.016	95.661.109
2) variazioni delle rimanenze di prodotti in corso di lavorazione, semilavorati e finiti	2.665.433	(2.846.337)
5) altri ricavi e proventi	-	-
altri	6.051.551	474.992
<i>Totale altri ricavi e proventi</i>	<i>6.051.551</i>	<i>474.992</i>
<i>Totale valore della produzione</i>	<i>98.379.000</i>	<i>93.289.764</i>
B) Costi della produzione		
6) per materie prime, sussidiarie, di consumo e di merci	56.318.640	61.554.296
7) per servizi	11.244.156	9.217.403
8) per godimento di beni di terzi	422.172	384.135
9) per il personale	-	-
a) salari e stipendi	6.584.029	6.377.576
b) oneri sociali	1.758.140	1.672.240
c) trattamento di fine rapporto	139.851	659.014
e) altri costi	2.134.705	1.587.950

	31/03/2024	31/03/2023
<i>Totale costi per il personale</i>	10.616.725	10.296.780
10) ammortamenti e svalutazioni	-	-
a) ammortamento delle immobilizzazioni immateriali	177.798	165.569
b) ammortamento delle immobilizzazioni materiali	1.740.112	1.687.036
d) svalutazioni dei crediti compresi nell'attivo circolante e delle disponibilita' liquide	500.000	292.796
<i>Totale ammortamenti e svalutazioni</i>	2.417.910	2.145.401
11) variazioni delle rimanenze di materie prime, sussidiarie, di consumo e merci	(137.320)	795.973
14) oneri diversi di gestione	617.686	954.524
<i>Totale costi della produzione</i>	81.499.969	85.348.512
Differenza tra valore e costi della produzione (A - B)	16.879.031	7.941.252
C) Proventi e oneri finanziari		
16) altri proventi finanziari	-	-
d) proventi diversi dai precedenti	-	-
altri	472.142	85.283
<i>Totale proventi diversi dai precedenti</i>	472.142	85.283
<i>Totale altri proventi finanziari</i>	472.142	85.283
17) interessi ed altri oneri finanziari	-	-
altri	2.760.484	1.773.509
<i>Totale interessi e altri oneri finanziari</i>	2.760.484	1.773.509
17-bis) utili e perdite su cambi	5.710	(117.178)
<i>Totale proventi e oneri finanziari (15+16-17+-17-bis)</i>	(2.282.632)	(1.805.404)
Risultato prima delle imposte (A-B+-C+-D)	14.596.399	6.135.848
20) Imposte sul reddito dell'esercizio, correnti, differite e anticipate		
imposte correnti	2.980.067	1.841.477
imposte differite e anticipate	(82.749)	(134.470)
<i>Totale delle imposte sul reddito dell'esercizio, correnti, differite e anticipate</i>	2.897.318	1.707.007
21) Utile (perdita) dell'esercizio	11.699.081	4.428.841

Rendiconto finanziario, metodo indiretto

	Importo al 31/03/2024	Importo al 31/03/2023
A) Flussi finanziari derivanti dall'attività operativa (metodo indiretto)		
Utile (perdita) dell'esercizio	11.699.081	4.428.841
Imposte sul reddito	2.897.318	1.707.007
Interessi passivi/(attivi)	2.288.342	1.688.226
<i>1) Utile (perdita) dell'esercizio prima d'imposte sul reddito, interessi, dividendi e plus/minusvalenze da cessione</i>	<i>16.884.741</i>	<i>7.824.074</i>
Rettifiche per elementi non monetari che non hanno avuto contropartita nel capitale circolante netto		
Ammortamenti delle immobilizzazioni	1.917.910	1.852.605
Altre rettifiche in aumento/(in diminuzione) per elementi non monetari	139.851	659.014
<i>Totale rettifiche per elementi non monetari che non hanno avuto contropartita nel capitale circolante netto</i>	<i>2.057.761</i>	<i>2.511.619</i>
<i>2) Flusso finanziario prima delle variazioni del capitale circolante netto</i>	<i>18.942.502</i>	<i>10.335.693</i>
Variazioni del capitale circolante netto		
Decremento/(Incremento) delle rimanenze	(3.864.454)	3.848.355
Decremento/(Incremento) dei crediti verso clienti	7.936.185	(4.664.522)
Incremento/(Decremento) dei debiti verso fornitori	2.990.142	1.710.568
Decremento/(Incremento) dei ratei e risconti attivi	235.182	111.931
Incremento/(Decremento) dei ratei e risconti passivi	(54.973)	(31.015)
Altri decrementi/(Altri Incrementi) del capitale circolante netto	(3.639.135)	7.787.381
<i>Totale variazioni del capitale circolante netto</i>	<i>3.602.947</i>	<i>8.762.698</i>
<i>3) Flusso finanziario dopo le variazioni del capitale circolante netto</i>	<i>22.545.449</i>	<i>19.098.391</i>
Altre rettifiche		
Interessi incassati/(pagati)	(2.288.342)	(1.688.226)
(Imposte sul reddito pagate)	(2.897.318)	(1.707.007)
(Utilizzo dei fondi)	(4.420)	(12.151)
Altri incassi/(pagamenti)	(364.047)	(416.367)
<i>Totale altre rettifiche</i>	<i>(5.554.127)</i>	<i>(3.823.751)</i>
Flusso finanziario dell'attività operativa (A)	16.991.322	15.274.640
B) Flussi finanziari derivanti dall'attività d'investimento		
Immobilizzazioni materiali		
(Investimenti)	(1.913.715)	(759.019)

	Importo al 31/03/2024	Importo al 31/03/2023
Immobilizzazioni immateriali		
(Investimenti)	(66.362)	(92.003)
Immobilizzazioni finanziarie		
Disinvestimenti	1.603.013	
Flusso finanziario dell'attività di investimento (B)	(377.064)	(851.022)
C) Flussi finanziari derivanti dall'attività di finanziamento		
Mezzi di terzi		
Incremento/(Decremento) debiti a breve verso banche	(3.692.371)	1.471.985
(Rimborso finanziamenti)	(8.980.000)	(13.948.571)
Flusso finanziario dell'attività di finanziamento (C)	(12.672.371)	(12.476.586)
Incremento (decremento) delle disponibilità liquide (A ± B ± C)	3.941.887	1.947.032
Disponibilità liquide a inizio esercizio		
Depositi bancari e postali	2.994.569	1.048.764
Danaro e valori in cassa	1.505	278
Totale disponibilità liquide a inizio esercizio	2.996.074	1.049.042
Disponibilità liquide a fine esercizio		
Depositi bancari e postali	6.937.040	2.994.569
Danaro e valori in cassa	921	1.505
Totale disponibilità liquide a fine esercizio	6.937.961	2.996.074

Nota integrativa, parte iniziale

Signori Soci, la presente nota integrativa costituisce parte integrante del bilancio al 31/03/2024.

Il bilancio risulta conforme a quanto previsto dagli articoli 2423 e seguenti del codice civile ed ai principi contabili nazionali così come pubblicati dall'Organismo Italiano di Contabilità; esso rappresenta pertanto con chiarezza ed in modo veritiero e corretto la situazione patrimoniale e finanziaria della società ed il risultato economico dell'esercizio.

Il contenuto dello stato patrimoniale e del conto economico è quello previsto dagli articoli 2424 e 2425 del codice civile, mentre il rendiconto finanziario è stato redatto ai sensi dell'art. 2425-ter.

La nota integrativa, redatta ai sensi dell'art. 2427 del codice civile, contiene inoltre tutte le informazioni utili a fornire una corretta interpretazione del bilancio.

In base all'art. 27 c.3 del D.Lgs. 127/91, la società METALLURGICA BRESCIANA SPA a socio unico è esonerata dall'obbligo di redazione del bilancio consolidato in quanto si tratta di società a sua volta controllata la cui controllante (a cui compete la consolidazione del bilancio) detiene almeno il 95% delle azioni o quote della controllata ovvero, in mancanza della condizione di cui sopra, la redazione non sia stata richiesta da tanti soci che rappresentino almeno il 5% del capitale.

Il Rendiconto Finanziario presenta le variazioni, positive o negative, delle disponibilità liquide avvenute nell'esercizio ed è stato redatto con il metodo indiretto utilizzando lo schema previsto dal principio contabile OIC 10.

Lo Stato Patrimoniale, il Conto Economico e il Rendiconto Finanziario sono stati redatti in unità di Euro, senza cifre decimali, come altresì i valori riportati nella Nota Integrativa, salvo ove diversamente specificato.

Per quanto riguarda l'attività della Società e i rapporti con le imprese controllate, collegate, controllanti, sottoposte a comune controllo e altre parti correlate si rinvia a quanto indicato nella Relazione sulla Gestione, predisposta dagli Amministratori della Società a corredo del presente bilancio.

I fatti di rilievo avvenuti dopo la chiusura dell'esercizio nonché la proposta di destinazione del risultato dell'esercizio e l'importo complessivo delle garanzie e delle passività potenziali non risultanti dallo stato patrimoniale, sono esposti in appositi paragrafi della presente Nota Integrativa.

Si precisa che, ai sensi dell'art. 2497 e seguenti del Codice Civile, la Società è soggetta ad attività di direzione e coordinamento da parte di "Sterlite Technologies Limited".

Criteri di formazione

Redazione del bilancio

Le informazioni contenute nel presente documento sono presentate secondo l'ordine in cui le relative voci sono indicate nello stato patrimoniale e nel conto economico.

In riferimento a quanto indicato nella parte introduttiva della presente nota integrativa, si attesta che, ai sensi dell'art. 2423, 3° comma del codice civile, qualora le informazioni richieste da specifiche disposizioni di legge non siano sufficienti a dare una rappresentazione veritiera e corretta della situazione aziendale vengono fornite le informazioni complementari ritenute necessarie allo scopo.

Non si sono verificati casi eccezionali che abbiano reso necessario il ricorso a deroghe di cui all'art. 2423, commi 4 e 5 e all'art. 2423-bis comma 2 codice civile.

Principi di redazione

La valutazione delle voci di bilancio è avvenuta nel rispetto del principio della prudenza e nella prospettiva di continuazione dell'attività. Ai sensi dell'art. 2423-bis c.1 punto 1-bis c.c., la rilevazione e la presentazione delle voci è effettuata tenendo conto della sostanza dell'operazione o del contratto.

Nella redazione del bilancio d'esercizio gli oneri e i proventi sono stati iscritti secondo il principio di competenza indipendentemente dal momento della loro manifestazione numeraria. Si è peraltro tenuto conto dei rischi e delle perdite di competenza dell'esercizio, anche se conosciuti dopo la chiusura di questo.

L'applicazione del principio della prudenza ha comportato la valutazione individuale degli elementi componenti le singole voci delle attività o passività, per evitare compensi tra perdite che dovevano essere riconosciute e proventi da non riconoscere in quanto non realizzati. In particolare, gli utili sono stati inclusi solo se realizzati entro la data di chiusura dell'esercizio, mentre si è tenuto conto dei rischi e delle perdite di competenza dell'esercizio, anche se conosciuti dopo la chiusura dello stesso.

L'applicazione del principio della competenza ha comportato che l'effetto delle operazioni sia stato rilevato contabilmente ed attribuito all'esercizio al quale tali operazioni si riferiscono e non a quello in cui si sono realizzati i relativi incassi e pagamenti.

Si osserva che il valore netto della CCN è diminuito in riferimento ad una attenta gestione del magazzino, a seguito di negoziazioni più efficienti con i fornitori e, soprattutto, a seguito della corresponsione di una significativa parte del debito bancario ricevuto dalla società per effetto della fusione inversa con "Sterlite Technologies Ltd"; la diminuzione della CCN trova correlazione con la diminuzione del debito bancario.

Si osserva, inoltre, che sulla base del Decreto "Milleproroghe" (DL 29 dicembre 2022 n. 198, art. 3 comma 8, la previsione originariamente introdotta con il Decreto Legge n.104 del 14 agosto 2020 e successiva estensione giusta legge L. 234/2021), il legislatore ha consentito di recepire, anche nei bilanci da chiudersi al 31.12.2023, la sospensione degli ammortamenti; la Società si è avvalsa di detta possibilità, decidendo di non effettuare l'imputazione al conto economico dell'intera quota di ammortamento della voce "Avviamento" iscrivibile nell'esercizio 01.04.23-31.03.24 quale parte del disavanzo di fusione, mediante incorporazione della controllante "Sterlite Technologies S.p.A.".

Struttura e contenuto del prospetto di bilancio

Lo stato patrimoniale, il conto economico, il rendiconto finanziario e le informazioni di natura contabile contenute nella presente nota integrativa sono conformi alle scritture contabili, da cui sono stati direttamente desunti.

Nell'esposizione dello stato patrimoniale e del conto economico non sono stati effettuati raggruppamenti delle voci precedute da numeri arabi, come invece facoltativamente previsto dall'art. 2423 ter del c.c.

Ai sensi dell'art. 2423 ter del codice civile, si precisa che tutte le voci di bilancio sono risultate comparabili con l'esercizio precedente; non vi è stata pertanto necessità di adattare alcuna voce dell'esercizio precedente.

Ai sensi dell'art. 2424 del codice civile si conferma che non esistono elementi dell'attivo o del passivo che ricadano sotto più voci del prospetto di bilancio.

Criteri di valutazione

I criteri applicati nella valutazione delle voci di bilancio e nelle rettifiche di valore sono conformi alle disposizioni del codice civile e alle indicazioni contenute nei principi contabili emanati dall'Organismo Italiano di Contabilità. Gli stessi inoltre non sono variati rispetto all'esercizio precedente.

Ai sensi dell'articolo 2427 c. 1 n. 1 del c.c. si illustrano i più significativi criteri di valutazione adottati nel rispetto delle disposizioni contenute all'art.2426 del codice civile, con particolare riferimento a quelle voci di bilancio per le quali il legislatore ammette diversi criteri di valutazione e di rettifica o per le quali non sono previsti specifici criteri.

Le novità introdotte dall'OIC 2017 non hanno avuto impatto sul presente bilancio.

La redazione del bilancio richiede l'effettuazione di stime che hanno effetto sui valori delle attività e passività e sulla relativa informativa di bilancio. I risultati che si consuntiveranno, potranno differire da tali stime. Le stime sono riviste periodicamente e gli effetti dei cambiamenti di stima, ove non derivanti da stime errate, sono rilevate nel conto economico dell'esercizio in cui si verificano i cambiamenti, se gli stessi hanno effetti solo su tale esercizio e anche negli esercizi successivi se i cambiamenti influenzano sia l'esercizio di riferimento sia quelli successivi.

Altre informazioni

Valutazione poste in valuta

I valori contabili espressi in valuta sono stati iscritti, previa conversione in euro secondo il tasso di cambio vigente al momento della loro rilevazione, ovvero al tasso di cambio alla data di chiusura dell'esercizio sociale secondo le indicazioni del principio contabile OIC 26.

Operazioni con obbligo di retrocessione a termine

La società, ai sensi dell'art.2427 n. 6-ter, attesta che nel corso dell'esercizio non ha posto in essere alcuna operazione soggetta all'obbligo di retrocessione a termine.

Nota integrativa, attivo

I valori iscritti nell'attivo dello stato patrimoniale sono stati valutati secondo quanto previsto dall'articolo 2426 del codice civile e in conformità ai principi contabili nazionali. Nelle sezioni relative alle singole poste sono indicati i criteri applicati nello specifico

Immobilizzazioni immateriali

Le immobilizzazioni immateriali sono iscritte, previo consenso del Collegio Sindacale laddove previsto, al costo d'acquisto o di produzione e sono esposte al netto degli ammortamenti e delle eventuali svalutazioni. Nel costo di acquisto si computano anche i costi accessori. Il costo di produzione comprende tutti i costi direttamente imputabili e gli altri costi, per la quota ragionevolmente imputabile, relativi al periodo di produzione e fino al momento dal quale l'immobilizzazione può essere utilizzata.

Gli oneri pluriennali, che includono i costi di impianto e di ampliamento, sono iscritti quando è dimostrata la loro utilità futura, esiste una correlazione oggettiva con i relativi benefici futuri di cui godrà la Società ed è stimabile con ragionevole certezza la loro recuperabilità.

I beni immateriali, costituiti da diritti di utilizzazione delle opere dell'ingegno, sono iscritti nell'attivo patrimoniale solo se individualmente identificabili, se la Società acquisisce il potere di usufruire dei benefici economici futuri derivanti dallo stesso bene e può limitare l'accesso da parte di terzi a tali benefici e se il loro costo è stimabile con sufficiente attendibilità.

Le migliorie e le spese incrementative su beni di terzi sono iscritte tra le altre immobilizzazioni immateriali qualora non siano separabili dai beni stessi, altrimenti sono iscritte tra le specifiche voci delle immobilizzazioni materiali.

Le immobilizzazioni immateriali sono ammortizzate sistematicamente e la quota di ammortamento imputata a ciascun esercizio si riferisce alla ripartizione del costo sostenuto sull'intera durata di utilizzazione. L'ammortamento decorre dal momento in cui l'immobilizzazione è disponibile e pronta per l'uso. La sistematicità dell'ammortamento è funzionale alla correlazione dei benefici attesi.

L'ammortamento è stato operato in conformità ad un piano prestabilito, che si ritiene assicuri una corretta ripartizione del costo sostenuto lungo la vita utile delle immobilizzazioni in oggetto.

Il criterio di ammortamento delle immobilizzazioni immateriali è stato applicato con sistematicità ed in ogni esercizio, in relazione alla residua possibilità di utilizzazione economica di ogni singolo bene o spesa.

Ai sensi e per gli effetti dell'art.10 della legge 19 marzo 1983, n. 72, e così come anche richiamato dalle successive leggi di rivalutazione monetaria, si precisa che per i beni immateriali tuttora esistenti in patrimonio non è stata mai eseguita alcuna rivalutazione monetaria.

Si evidenzia che su tali oneri immobilizzati non è stato necessario operare svalutazioni ex art. 2426 comma 1 n. 3 del codice civile in quanto, come previsto dal principio contabile OIC 9, non sono stati riscontrati indicatori di potenziali perdite durevoli di valore delle immobilizzazioni immateriali.

Immobilizzazioni materiali

Le immobilizzazioni materiali sono iscritte al costo di acquisto o di produzione, rettificato dei rispettivi ammortamenti accumulati e delle eventuali svalutazioni. Il costo di acquisto è il costo effettivamente sostenuto per l'acquisizione del bene ed include anche i costi accessori. Il costo di produzione comprende tutti i costi diretti e i costi generali di produzione, per la quota ragionevolmente imputabile all'immobilizzazione, relativi al periodo di fabbricazione e fino al momento dal quale il bene può essere utilizzato.

I costi di manutenzione ordinaria, relativi alle manutenzioni e riparazioni ricorrenti effettuate per mantenere i cespiti in un buono stato di funzionamento per assicurarne la vita utile prevista, la capacità e la produttività originarie, sono rilevati a conto economico nell'esercizio in cui sono sostenuti. I costi di manutenzione straordinaria, che si sostanziano in ampliamenti, ammodernamenti, sostituzioni e altri miglioramenti riferibili al bene che producono un aumento significativo e misurabile di capacità, di produttività o di sicurezza dei cespiti ovvero ne prolungano la vita utile, sono capitalizzabili nei limiti del valore recuperabile del bene.

Gli ammortamenti sono calcolati in modo sistematico e costante, sulla base della residua possibilità di utilizzazione dei cespiti. L'ammortamento decorre dal momento in cui l'immobilizzazione è disponibile e pronta per l'uso.

Le immobilizzazioni materiali condotte in locazione finanziaria vengono iscritte nell'attivo patrimoniale al momento dell'eventuale esercizio del diritto di riscatto. Nel periodo di locazione i canoni vengono rilevati a conto economico, fra i costi della produzione, nei periodi di competenza. Nella Nota Integrativa vengono indicati gli effetti sulle voci di bilancio, sul patrimonio netto e sul risultato d'esercizio che sarebbero derivati dall'applicazione del cosiddetto "metodo finanziario".

I criteri di ammortamento delle immobilizzazioni materiali non sono variati rispetto a quelli applicati nell'esercizio precedente.

Ai sensi e per gli effetti dell'art.10 della legge 19 Marzo 1983, n.72, così come anche richiamato dalle successive leggi di rivalutazione monetaria, si precisa che per i beni materiali tuttora esistenti in patrimonio fu eseguita la rivalutazione monetaria con conseguente iscrizione di riserva di rivalutazione che fu istituita a fronte della rivalutazione effettuata sui beni immobili della società per la quota di euro 4.169.180 in relazione alle previsioni di cui al D.L. 185/2008 convertito in Legge n. 2/2009; le restanti somme di detta riserva si riferiscono alla Rivalutazione di cui alla Legge 576/1975 per euro

947, alla Rivalutazione di cui alla Legge 413/1991 per euro 336.167 ed alla Rivalutazione di cui alla Legge 342/2000 per euro 1.576.990.

Si evidenzia che non è stato necessario operare svalutazioni ex art. 2426 comma 1 n. 3 del codice civile in quanto, come previsto dal principio contabile OIC 9, non sono stati riscontrati indicatori di potenziali perdite durevoli di valore delle immobilizzazioni materiali.

Terreni e fabbricati

La società ha distintamente contabilizzato la parte di terreno sottostante ai fabbricati di proprietà e per la stessa non si è operato alcun ammortamento in quanto si tratta di beni per i quali non è previsto un esaurimento della utilità futura.

Immobilizzazioni in corso e acconti

Gli acconti ai fornitori per l'acquisto di immobilizzazioni materiali iscritti nella voce B.II.5 sono rilevati inizialmente alla data in cui sorge unicamente l'obbligo al pagamento di tali importi. Di conseguenza gli acconti non sono oggetto di ammortamento.

Immobilizzazioni finanziarie

Partecipazioni

Le partecipazioni e i titoli di debito destinati a permanere durevolmente nel patrimonio dell'impresa per effetto della volontà della direzione aziendale e dell'effettiva capacità della Società di detenerle per un periodo prolungato di tempo vengono classificate nelle immobilizzazioni finanziarie. Diversamente, vengono iscritte nell'attivo circolante. Il cambiamento di destinazione tra attivo immobilizzato e attivo circolante, o viceversa, è rilevato secondo i criteri valutativi specifici del portafoglio di provenienza.

Tutte le partecipazioni iscritte in bilancio sono state valutate con il metodo del costo, dove per costo s'intende l'onere sostenuto per l'acquisto, indipendentemente dalle modalità di pagamento, comprensivo degli eventuali oneri accessori.

Le partecipazioni il cui valore verificato sul patrimonio netto è inferiore al valore di costo, sono svalutate a tale valore mediante l'attribuzione del principio della perdita durevole.

Nel caso in cui le partecipazioni abbiano subito alla data di bilancio perdite di valore ritenute durevoli, il loro valore di iscrizione viene ridotto al minor valore recuperabile, determinato in base ai benefici futuri che si prevede affluiranno alla società, fino all'azzeramento del valore di carico. Nei casi in cui la società sia obbligata a farsi carico della copertura delle perdite conseguite dalla partecipata, può rendersi necessario un accantonamento al passivo per poter far fronte, per la quota di competenza, alla copertura del deficit patrimoniale della stessa.

Rimanenze

Le rimanenze di magazzino sono inizialmente iscritte al costo di acquisto o di produzione e successivamente valutate al minore tra il costo ed il corrispondente valore di realizzazione desumibile dal mercato.

Per costo di acquisto si intende il prezzo effettivo di acquisto più gli oneri accessori. Il costo di acquisto dei materiali include, oltre al prezzo del materiale, anche i costi di trasporto, dogana, altri tributi e gli altri costi direttamente imputabili a quel materiale.

Per costo di produzione si intendono tutti i costi diretti ed i costi indiretti per la quota ragionevolmente imputabile al prodotto relativa al periodo di fabbricazione e fino al momento dal quale il bene può essere utilizzato, considerati sulla base della capacità produttiva normale.

Durante l'esercizio è stato modificato il metodo di determinazione della valorizzazione delle rimanenze; in luogo del metodo LIFO adottato fino al bilancio chiuso al 31.12.2018, nell'esercizio in commento si è provveduto ad adottare il principio secondo cui le rimanenze risultano iscritte al costo di acquisto o di produzione, calcolato secondo il numero 1) dell'art. 2426 c.c., ovvero al valore di realizzazione desumibile dall'andamento del mercato, se minore.

Il valore di realizzazione desumibile dall'andamento del mercato è pari alla stima del prezzo di vendita delle merci e dei prodotti finiti nel corso della normale gestione, al netto dei presunti costi di completamento e dei costi diretti di vendita. Ai fini della determinazione del valore di realizzazione desumibile dall'andamento del mercato, si tiene conto, tra l'altro, del tasso di obsolescenza e dei tempi di rigiro del magazzino.

Le materie prime e sussidiarie che partecipano alla fabbricazione di prodotti finiti non sono oggetto di svalutazione qualora ci si attenda che tali prodotti finiti possano essere oggetto di realizzo per un valore pari o superiore al loro costo di produzione. Peraltro, qualora in presenza di una diminuzione nel prezzo delle materie prime e sussidiarie, il costo dei prodotti finiti ecceda il loro valore di realizzazione, le materie prime e sussidiarie sono svalutate fino al valore netto di realizzazione, assumendo quale miglior stima il loro prezzo di mercato.

Sono pertanto oggetto di svalutazione le rimanenze di magazzino il cui valore di realizzazione desumibile dall'andamento del mercato è minore del relativo valore contabile.

Se vengono meno, in tutto o in parte, i presupposti della svalutazione per effetto dell'aumento del valore di realizzazione desumibile dal mercato, la rettifica di valore effettuata è annullata nei limiti del costo originariamente sostenuto.

Crediti

I crediti iscritti tra le immobilizzazioni finanziarie sono stati rilevati in bilancio secondo il criterio del costo ammortizzato, come definito dall'art.2426 c.2 c.c., tenendo conto del fattore temporale e del valore di presumibile di realizzo, conformemente a quanto previsto dall'art. 2426, comma 1, n. 8 del codice civile.

L'adeguamento al presumibile valore di realizzo è stato effettuato mediante lo stanziamento di un fondo svalutazione crediti.

Per i crediti per i quali sia stata verificata l'irrilevanza dell'applicazione del metodo del costo ammortizzato e/o dell'attualizzazione, ai fini dell'esigenza di dare una rappresentazione veritiera e corretta della situazione patrimoniale ed economica societaria, è stata mantenuta l'iscrizione secondo il presumibile valore di realizzo. Tale evenienza si è verificata ad esempio in presenza di crediti con scadenza inferiore ai dodici mesi o, in riferimento al criterio del costo ammortizzato, nel caso in cui i costi di transazione, le commissioni e ogni altra differenza tra valore iniziale e valore a scadenza sono di scarso rilievo o, ancora, nel caso di attualizzazione, in presenza di un tasso di interesse desumibile dalle condizioni contrattuali non significativamente diverso dal tasso di interesse di mercato.

I crediti iscritti in bilancio rappresentano diritti ad esigere, ad una scadenza individuata o individuabile, ammontari fissi o determinabili di disponibilità liquide da clienti o da altri soggetti.

I crediti vengono cancellati dal bilancio quando i diritti contrattuali sui flussi finanziari derivanti dal credito sono estinti oppure quando la titolarità dei diritti contrattuali sui flussi finanziari derivanti dal credito è trasferita e con essa sono trasferiti sostanzialmente tutti i rischi inerenti il credito. Ai fini della valutazione del trasferimento dei rischi si tengono in considerazione tutte le clausole contrattuali.

Quando il credito è cancellato dal bilancio in presenza delle condizioni sopra esposte, la differenza fra il corrispettivo e il valore contabile del credito al momento della cessione è rilevata a conto economico come perdita su crediti, salvo che il contratto di cessione non consenta di individuare altre componenti economiche di diversa natura, anche finanziaria e fatto salvo il preventivo utilizzo del Fondo svalutazione crediti collettivo.

Immobilizzazioni

Immobilizzazioni immateriali

Movimenti delle immobilizzazioni immateriali

Dopo l'iscrizione in conto economico delle quote di ammortamento dell'esercizio, pari ad € 177.798, le immobilizzazioni immateriali ammontano ad € 4.674.727.

Nella tabella sono esposte le movimentazioni delle immobilizzazioni in oggetto.

	Diritti di brevetto industriale e diritti di utilizzazione delle opere dell'ingegno	Concessioni, licenze, marchi e diritti simili	Avviamento	Altre immobilizzazioni immateriali	Totale immobilizzazioni immateriali
Valore di inizio esercizio					
Costo	476.354	11.433	4.282.276	742.066	5.512.129
Ammortamenti (Fondo ammortamento)	302.693	11.433	-	411.840	725.966
Valore di bilancio	173.661	-	4.282.276	330.226	4.786.163
Variazioni nell'esercizio					
Incrementi per acquisizioni	66.362	-	-	-	66.362
Ammortamento dell'esercizio	68.697	-	-	109.101	177.798
<i>Totale variazioni</i>	<i>(2.335)</i>	<i>-</i>	<i>-</i>	<i>(109.101)</i>	<i>(111.436)</i>
Valore di fine esercizio					
Costo	542.716	11.433	4.282.276	742.066	5.578.491
Ammortamenti (Fondo ammortamento)	371.390	11.433	-	520.941	903.764
Valore di bilancio	171.326	-	4.282.276	221.125	4.674.727

Le aliquote di ammortamento applicate sono le seguenti:

* domini internet, 10%;

* programmi opere di ingegno, 20%;

* sito internet, 20%;

* riprese televisive, 20%.

Si precisa che, sulla base del Decreto "Milleproroghe" (DL 29 dicembre 2022 n. 198, art. 3 comma 8, la previsione originariamente introdotta con il Decreto Legge n.104 del 14 agosto 2020 e successiva estensione giusta legge L. 234/2021, il legislatore ha consentito di recepire, anche nei bilanci da chiudersi al 31.12.2023, la sospensione degli ammortamenti; la Società si è avvalsa di detta possibilità, decidendo di non effettuare l'imputazione al conto economico dell'intera quota di ammortamento della voce "Avviamento" iscrivibile nell'esercizio 01.04.23-31.03.24 quale parte del disavanzo di fusione, mediante incorporazione della controllante "Sterlite Technologies S.p.A.". Si osserva che la quota di ammortamento potenzialmente eseguibile, nell'esercizio in commento, è rappresentata dall'importo di euro 475.806.

Si osserva che il totale delle quote di ammortamento potenzialmente eseguibili, ammonta a complessivi euro 1.915.131.

Preme, in ogni caso, osservare che, indipendentemente dall'applicazione di tale norma e quindi anche ove stanziato il precitato ammortamento, la società avrebbe conseguito, nell'esercizio al 31.03.2024, un utile, nonostante la situazione emergenziale dovuta all'incremento dei costi energetici

La mancata rilevazione del suddetto ammortamento, in ogni caso, non comporta per la Società, sulla base dei Business Plan e dei piani futuri, l'insorgere di problematiche di impairment dell'avviamento

La Società ha inteso destinare l'intero utile netto d'esercizio, per la parte non computata a riserva legale, alla riserva straordinaria. Di detto utile computato a Riserva Straordinaria, la quota di euro 475.806 deve considerarsi Riserva Indisponibile.

Immobilizzazioni materiali

Movimenti delle immobilizzazioni materiali

Dopo l'iscrizione in conto economico delle quote di ammortamento dell'esercizio, pari ad € 1.740.112, le immobilizzazioni immateriali ammontano ad € 19.146.262.

Nella tabella che segue sono espone le movimentazioni delle immobilizzazioni in oggetto.

Le aliquote di ammortamento applicate sono le seguenti (salvo il 50% della percentuale, per il primo anno, per i cespiti acquisiti nell'esercizio in virtù della loro partecipazione parziale all'attività):

- fabbricati, 3%;
- costruzioni leggere, 10%;
- impianti generici 10%;
- impianti e mezzi di sollevamento, 7,5%;
- macchinari ed impianti 11,50%
- attrezzatura varia e minuta 25%;
- attrezzatura specifica, 40%;
- carrelli elevatori ed autocarri, 20%;
- mobili d'officina, 10%;
- arredamento settore industriale, 15%;
- mobili e macchine ordinarie d'ufficio 12%;
- macchine elettroniche d'ufficio 20%;
- apparecchiature radiomobili 20%;
- automezzi 20%.

Si è proceduto all'accorpamento delle voci impianto telefonico, impianto di sicurezza, impianto rete dati e impianto ripetizione segnale nell'unica voce "impianti e macchinari".

	Terreni e fabbricati	Impianti e macchinario	Attrezzature industriali e commerciali	Altre immobilizzazioni materiali	Immobilizzazioni materiali in corso e acconti	Totale immobilizzazioni materiali
Valore di inizio esercizio						
Costo	16.300.893	29.317.307	2.648.856	1.457.761	28.381	49.753.198
Ammortamenti (Fondo ammortamento)	3.778.478	23.294.157	2.586.756	1.121.148	-	30.780.539
Valore di bilancio	12.522.415	6.023.150	62.100	336.613	28.381	18.972.659
Variazioni nell'esercizio						
Incrementi per acquisizioni	282.688	912.042	266.573	314.270	103.619	1.879.192

	Terreni e fabbricati	Impianti e macchinario	Attrezzature industriali e commerciali	Altre immobilizzazioni materiali	Immobilizzazioni materiali in corso e acconti	Totale immobilizzazioni materiali
Decrementi per alienazioni e dismissioni (del valore di bilancio)	-	(34.230)	-	(293)	-	(34.523)
Ammortamento dell'esercizio	8.117	1.446.400	104.111	181.484	-	1.740.112
<i>Totale variazioni</i>	<i>274.571</i>	<i>(500.128)</i>	<i>162.462</i>	<i>133.079</i>	<i>103.619</i>	<i>173.603</i>
Valore di fine esercizio						
Costo	16.583.581	30.229.349	2.915.429	1.772.031	132.000	51.632.390
Ammortamenti (Fondo ammortamento)	3.786.595	24.706.327	2.690.867	1.302.339	-	32.486.128
Valore di bilancio	12.796.986	5.523.022	224.562	469.692	132.000	19.146.262

Si osserva che le immobilizzazioni relative a Terreni, Fabbricati e Avviamento sono stati impattati dalla fusione inversa con STL spa.

Si precisa che, sulla base del Decreto "Milleproroghe" (DL 29 dicembre 2022 n. 198, art. 3 commi 8 e 9), la previsione originariamente introdotta con il Decreto Legge n.104 del 14 agosto 2020 e successiva estensione giusta legge L. 234/2021, il legislatore ha consentito di recepire, anche nei bilanci da chiudersi al 31.12.2022, la sospensione degli ammortamenti; la Società si è avvalsa di detta possibilità, decidendo di non effettuare l'imputazione al conto economico dell'intera quota di ammortamento della voce "Fabbricati". Si osserva che la quota di ammortamento potenzialmente eseguibile, nell'esercizio in commento, è rappresentata dall'importo di euro 249.161.

Si osserva che il totale delle quote di ammortamento potenzialmente eseguibili, ammonta a complessivi euro 934.876.

Preme, in ogni caso, osservare che, indipendentemente dall'applicazione di tale norma e quindi anche ove stanziato il precitato ammortamento, la società avrebbe conseguito, nell'esercizio al 31.03.2024, un utile, nonostante la situazione emergenziale dovuta all'incremento dei costi energetici

La mancata allocazione del suddetto ammortamento, in ogni caso, non comporta per la Società problematiche ascrivibili alla vita utile del cespite o problematiche di impairment a seguito di tale scelta

La Società ha inteso destinare l'intero utile netto d'esercizio, per la parte non computata a riserva legale, alla riserva straordinaria. Di detto utile computato a Riserva Straordinaria, la quota di 249.161 deve considerarsi Riserva Indisponibile.

Operazioni di locazione finanziaria

Conformemente alle indicazioni fornite dal principio contabile O.I.C. n. 1 - "I principali effetti della riforma del diritto societario sulla redazione del bilancio d'esercizio", nella tabella riportata di seguito sono fornite le informazioni sugli effetti che si sarebbero prodotti sul patrimonio netto e sul conto economico rilevando l'operazione di locazione finanziaria di cui sotto con il metodo finanziario rispetto al criterio cosiddetto patrimoniale dell'addebito al conto economico dei canoni corrisposti.

Sussiste il contratto di locazione finanziaria n. 6090079 sottoscritto in data 20/05/2016 con Ubi Leasing SpA. L'effetto del contratto è decorso dal 01/01/2017. Detto contratto è stato integrato in data 06/04/2017 con l'inclusione di ulteriori spese relative all'acquisto del bene.

In data 26 Maggio 2020 la Società ha richiesto la sospensione, in virtù dell'intervento legislativo conseguente all'emergenza Codic-19, della sola quota capitale inclusa nei canoni di locazione finanziaria per 6 (sei) mesi, fermo restando il pagamento della quota di interessi.

Caratteristiche del contratto di Leasing:

Oggetto della locazione nella sua originale versione: contratto di locazione n. 6090079, sottoscritto con UBI Leasing, prevede un corrispettivo di euro 2.495.854, oltre IVA di legge, un canone anticipato alla firma di euro 263.000, oltre IVA di legge, un corrispettivo trimestrale di euro 47.508, oltre IVA di legge, portato da n. 47 rate ed un prezzo di opzione finale di euro 249.500, anch'esso oltre IVA di Legge. Per effetto della suddetta richiesta, il contratto di leasing in oggetto risulta prorogato di sei mesi. A seguito di tale sospensione, si è provveduto al ricalcolo del risconto attivo riferito al maxi canone iniziale.

Quota capitale riferita ai canoni maturati nel periodo	168.207
Quota di interessi di competenza del periodo (A)	21.140
Quota interessi di competenza relativa alla indicizzazioni (credito -B)	-38.956
(A)-(B)	60.097
Valore attuate dei canoni a scadere (C)	976.032
Valore attuale del prezzo di opzione di acquisto (D)	248.481
(C) + (D)	1.224.513

Immobilizzazioni finanziarie

Movimenti di partecipazioni, altri titoli e strumenti finanziari derivati attivi immobilizzati

Nella seguente tabella vengono espone le movimentazioni delle immobilizzazioni in oggetto.

	Partecipazioni in imprese collegate	Partecipazioni in altre imprese	Totale partecipazioni
Valore di inizio esercizio			
Costo	1.603.014	33.710	1.636.724
Svalutazioni	1	30.779	30.780
Valore di bilancio	1.603.013	2.931	1.605.944
Variazioni nell'esercizio			
Decrementi per alienazioni o dismissioni (del valore di bilancio)	1.603.013	-	1.603.013
Totale variazioni	(1.603.013)	-	(1.603.013)
Valore di fine esercizio			
Costo	1	33.710	33.711
Svalutazioni	1	30.779	30.780
Valore di bilancio	-	2.931	2.931

Variazioni e scadenza dei crediti immobilizzati

Nella seguente tabella vengono espone le movimentazioni delle immobilizzazioni in oggetto.

I crediti immobilizzati verso altri si riferiscono principalmente a depositi cauzionali.

	Valore di inizio esercizio	Valore di fine esercizio	Quota scadente entro l'esercizio
Crediti verso altri	20.731	20.731	20.731
Totale	20.731	20.731	20.731

Dettagli sulle partecipazioni immobilizzate in imprese collegate

Nel seguente prospetto sono indicate le partecipazioni relative ad imprese collegate nonché le ulteriori indicazioni richieste dall'art 2427 del codice civile.

Denominazione	Città, se in Italia, o Stato estero
MB MAANSHAN	Cina

Relativamente alla partecipazione nella società M.B. (Maanshan) in data 28.11.2023 è stata venduta per intero la partecipazione che ammontava a 1.600.000,00 EUR per un valore di 5.950.000,00 EUR (plusvalenza pari a 4.350.000,00 EUR).

Dettagli sulle partecipazioni immobilizzate in altre imprese

Quanto alla partecipazione in altre imprese, del valore di euro 3.710, si osserva la composizione:

- **INN.TEC. S.R.L.** - Consorzio per innovazione tecnologica con sede in Brescia, Piazza Paolo VI, 16.

Valore al 01.04.2023 2.600 euro

Valore al 31.03.2024 2.600 euro

- **ISFOR 2000 S.C.P.A.** con sede in Brescia, Via Pietro Nenni, 30.

Valore al 01.04.2023 1.000 euro

Valore al 31.03.2024 220 euro

- **CONAI** (Consorzio Nazionale Imballaggi)

Valore al 01.04.2023 110 euro

Valore al 31.03.2024 110 euro

- **ASSOCAAF S.P.A.** con sede in Milano - Via Chiaravalle, 8 - Capitale Sociale Euro 156.000 Quota posseduta 1 azione da Euro 0,52

Valore al 01.04.2023 0,52 euro

Valore al 31.03.2024 0,52 euro

Valore delle immobilizzazioni finanziarie

Le immobilizzazioni finanziarie presenti in bilancio non sono state iscritte ad un valore superiore al loro "fair value".

Attivo circolante

Gli elementi dell'attivo circolante sono valutati secondo quanto previsto dai numeri da 8 a 11-bis dell'articolo 2426 del codice civile. I criteri utilizzati sono indicati nei paragrafi delle rispettive voci di bilancio.

Rimanenze

Le rimanenze di beni sono valutate al minore tra il costo di acquisto e/o di produzione e il valore di realizzo desumibile dall'andamento del mercato.

Il costo di acquisto comprende gli eventuali oneri accessori di diretta imputazione.

Il costo di produzione non comprende i costi di indiretta imputazione in quanto questi ultimi non sono risultati imputabili secondo un metodo oggettivo.

Si rammenta che durante l'esercizio 2019 è stato modificato il metodo di determinazione della valorizzazione delle rimanenze; in luogo del metodo LIFO adottato fino al bilancio chiuso al 31.12.2018, nell'esercizio 2019 si è provveduto ad adottare il principio secondo cui le rimanenze risultano iscritte al costo di acquisto o di produzione, calcolato secondo il numero 1) dell'art. 2426 c.c., ovvero al valore di realizzazione desumibile dall'andamento del mercato, se minore.

Gli acconti ai fornitori per l'acquisto di beni rientranti nelle rimanenze iscritti nella voce C.1.5 sono rilevati inizialmente alla data in cui sorge l'obbligo al pagamento di tali importi o, in assenza di un tale obbligo, al momento in cui sono versati.

Nella seguente tabella vengono espone le informazioni relative alle variazioni delle rimanenze.

	Valore di inizio esercizio	Variazioni nell'esercizio	Valore di fine esercizio
materie prime, sussidiarie e di consumo	4.729.022	137.320	4.866.342
prodotti in corso di lavorazione e semilavorati	2.355.623	350.645	2.706.268
prodotti finiti e merci	2.952.301	3.279.964	6.232.265
acconti	73.162	96.525	169.687
Totale	10.110.108	3.864.454	13.974.562

Il valore delle voci espone nella tabella precedente è riportato al netto del relativo Fondo Obsolescenza (€ 266.492), e in più in dettaglio:

	Valore di inizio esercizio	Variazioni nell'esercizio	Valore di fine esercizio
F.do Obsolesc.magazz.M.P.	(139.458)	-	(139.458)
F.do Obsol.magazz.SEMIL.	(6.932)	-	(6.932)
F.do Obsolesc.magazz.P.F.	(120.102)	-	(120.102)
Totale	(266.492)	-	(266.492)

Il valore del fondo è congruo in relazione alle analisi effettuate sul valore recuperabile delle giacenze.

Crediti iscritti nell'attivo circolante

Variazioni e scadenza dei crediti iscritti nell'attivo circolante

I crediti iscritti nell'attivo circolante sono stati rilevati in bilancio secondo il criterio del costo ammortizzato, come definito dall'art.2426 c.2 c.c., tenendo conto del fattore temporale e del valore di presumibile di realizzo, conformemente a quanto previsto dall'art. 2426, comma 1, n. 8 del codice civile.

L'adeguamento al presumibile valore di realizzo è stato effettuato mediante lo stanziamento di un fondo svalutazione crediti.

Per i crediti per i quali sia stata verificata l'irrilevanza dell'applicazione del metodo del costo ammortizzato e/o dell'attualizzazione ai fini dell'esigenza di dare una rappresentazione veritiera e corretta della situazione patrimoniale ed economica societaria, è stata mantenuta l'iscrizione secondo il presumibile valore di realizzo. Tale evenienza si è verificata ad esempio in presenza di crediti con scadenza inferiore ai dodici mesi o, in riferimento al criterio del costo ammortizzato, nel caso in cui i costi di transazione, le commissioni e ogni altra differenza tra valore iniziale e valore a scadenza sono di scarso rilievo o, ancora, nel caso di attualizzazione, in presenza di un tasso di interesse desumibile dalle condizioni contrattuali non significativamente diverso dal tasso di interesse di mercato.

Nella seguente tabella vengono esposte le informazioni relative alle variazioni dei crediti iscritti nell'attivo circolante nonché, se significative, le informazioni relative alla scadenza degli stessi.

	Valore di inizio esercizio	Variazione nell'esercizio	Valore di fine esercizio	Quota scadente entro l'esercizio
Crediti verso clienti	18.360.030	(7.936.185)	10.423.845	10.423.845
Crediti verso imprese collegate	2.130.209	(1.101.705)	1.028.504	1.028.504
Crediti verso controllanti	1.789.784	21.351	1.811.135	1.811.135
Crediti tributari	96.635	260.415	357.050	357.050
Imposte anticipate	288.236	78.329	366.565	-
Crediti verso altri	30.940	4.197.435	4.228.375	4.228.375
Totale	22.695.834	(4.480.360)	18.215.474	17.848.909

I crediti sono espressi in bilancio al netto del relativo Fondo svalutazione crediti che, al 31.03.2024, ammontava ad € 1.442.796.

Essi sono rappresentati da:

- **crediti verso clienti, per complessivi € 10.423.845**, espressi al netto del suddetto Fondo svalutazione crediti, così composti:
 - crediti verso clienti Italia per € 6.327.971 di cui a mezzo factoring € 1.915.318;
 - crediti verso clienti UE per € 3.306.746;
 - crediti verso clienti per effetti in portafoglio e effetti SBF posti all'incasso per € 885.516;
 - Clienti merger: € 3.438;
 - partite passive da liquidare per € 99.826 composte da fatture da emettere per € 12.172 e note di credito da emettere per € 111.998.

Come da premessa, risultano stanziati fondi svalutazione crediti per € 1.442.796 (€ 942.796 al 31.03.2023) che si ritengono adeguati alla possibile manifestazione di perdita in relazione all'appostazione di crediti verso clienti problematici.

- **crediti verso imprese collegate, per complessivi € 1.028.504**. Trattasi di crediti aventi natura commerciale verso le società Sterlite Francia (€ 646.312), Sterlite Regno Unito (€ 268.092), Optotec S.p.A. (56.083), Sterlite Technologies Inc. (4.355) e di un credito di natura finanziaria verso Sterlite Germany (53.662);
- **crediti verso imprese controllanti, per complessivi € 1.811.135**. Trattasi di crediti aventi natura finanziaria e/o riferiti all'effetto di consolidamento fiscale verso le società controllanti;
- **crediti tributari per € 357.050** portati da:
 - credito imposta R&S L.190/14 per € 96.635;
 - credito verso Erario per IVA per 183.526;
 - credito verso Erario per trattenute fiscali dei dipendenti € 76.889.
- **imposte anticipate per € 366.565**, di seguito dettagliate:

IMPOSTE ANTICIPATE al 31/03/2024

<u>Tipologia</u>	<u>Imponibile</u>	<u>Aliquota</u>	<u>Stato Patrimoniale</u>
------------------	-------------------	-----------------	---------------------------

F.do Obsolesc.magazz.M.P.	139.458,49	24,00%	33.470
F.do Obsol.magazz.SEMIL.	6.932,04	24,00%	1.664
F.ondo Obsolescenza magazzino P.F.	120.102,17	24,00%	28.825
Fondo Rischi ed oneri	30.000,00	24,00%	7.200
Fondo svalutazione crediti	807.200,90	24,00%	193.728
Fondo Svalutazione Crediti ALPITEL	177.796,25	24,00%	42.671
Bonus dipendenti 2023	212.500,00	24,00%	51.000
Differenza Cambio Passiva	16.269,51	24,00%	3.905
Perdita diff. cambio	10.303,08	24,00%	2.473
Loss On Forex Valuation - Vendors	5.140,46	24,00%	1.234
Utile da diff. camb.	1.649,94	24,00%	396
TOTALE	691.323		366.565

Le Imposte Anticipate sono calcolate mediante l'utilizzo della vigente aliquota IRES del 24%.

– **crediti verso altri per € 4.228.375** portati da:

- crediti verso la società " MB MAANSHAN SPECIAL CABLE LTD" per € 4.040.000;
- crediti verso dipendenti per prestiti per € 5.153;
- crediti verso altri per € 2.134;
- depositi cauzionali verso Telecom per € 900;
- Fasi c/versamenti per € 5.084;
- Enasarco per € 499;
- Inps c/versamenti € 63.058;
- Fondo Gomma Plastica per € 48.705;
- Bolle Doganali per € 60.490;
- Fondo FASG&P per € 2.352.

Detti crediti hanno scadenza entro i dodici mesi.

Suddivisione dei crediti iscritti nell'attivo circolante per area geografica

Nella seguente tabella viene esposta la ripartizione per area geografica dei crediti iscritti nell'attivo circolante.

Area geografica	Crediti verso clienti iscritti nell'attivo circolante	Crediti verso collegate iscritti nell'attivo circolante	Crediti verso controllanti iscritti nell'attivo circolante	Crediti tributari iscritti nell'attivo circolante	Attività per imposte anticipate iscritte nell'attivo circolante	Crediti verso altri iscritti nell'attivo circolante	Totale crediti iscritti nell'attivo circolante
Italia	8.560.895	56.083	-	357.050	366.565	188.375	9.528.968
UE	3.305.746	699.974	-	-	-	-	4.005.720
Extra UE	-	272.447	1.811.135	-	-	4.040.000	6.123.582

Area geografica	Crediti verso clienti iscritti nell'attivo circolante	Crediti verso collegate iscritti nell'attivo circolante	Crediti verso controllanti iscritti nell'attivo circolante	Crediti tributari iscritti nell'attivo circolante	Attività per imposte anticipate iscritte nell'attivo circolante	Crediti verso altri iscritti nell'attivo circolante	Totale crediti iscritti nell'attivo circolante
F.do svalutazione crediti	(1.442.796)	-	-	-	-	-	(1.442.796)
Totale	10.423.845	1.028.504	1.811.135	357.050	366.565	4.228.375	18.215.474

Disponibilità liquide

Le disponibilità liquide sono valutate al valor nominale rappresentativo del valore di realizzo.

Nella seguente tabella vengono esposte le informazioni relative alle variazioni delle disponibilità liquide.

	Valore di inizio esercizio	Variazioni nell'esercizio	Valore di fine esercizio
depositi bancari e postali	2.994.569	3.942.471	6.937.040
danaro e valori in cassa	1.505	(584)	921
Totale	2.996.074	3.941.887	6.937.961

Ratei e risconti attivi

I ratei e risconti sono stati calcolati sulla base del principio della competenza, mediante la ripartizione dei ricavi e/o costi comuni a due esercizi.

Nella seguente tabella vengono esposte le informazioni relative alle variazioni dei ratei e risconti attivi.

	Valore di inizio esercizio	Variazione nell'esercizio	Valore di fine esercizio
Ratei attivi	99	-	99
Risconti attivi	482.113	(235.182)	246.931
Totale ratei e risconti attivi	482.212	(235.182)	247.030

I ratei e risconti attivi sono stati calcolati secondo il criterio del "tempo economico" dal momento che le prestazioni contrattuali ricevute non hanno un contenuto economico costante nel tempo e quindi la ripartizione del costo (e dunque l'attribuzione all'esercizio in corso della quota parte di competenza) è effettuata in rapporto alle condizioni di svolgimento della gestione come precisato nel principio contabile OIC 18.

Si osserva che dei detti risconti attivi, la quota per € 121.917,21 si riferisce al maxi canone leasing sul cespite immobiliare di Dello, concesso in locazione finanziaria da UBI Lessing S.p.A..

Oneri finanziari capitalizzati

Tutti gli interessi e gli altri oneri finanziari sono stati interamente spesi nell'esercizio. Ai fini dell'art. 2427, c. 1, n. 8 del codice civile si attesta quindi che non sussistono capitalizzazioni di oneri finanziari.

Nota integrativa, passivo e patrimonio netto

Le poste del patrimonio netto e del passivo dello stato patrimoniale sono state iscritte in conformità ai principi contabili nazionali; nelle sezioni relative alle singole poste sono indicati i criteri applicati nello specifico.

Patrimonio netto

Variazioni nelle voci di patrimonio netto

Le voci sono espone in bilancio al loro valore contabile secondo le indicazioni contenute nel principio contabile OIC 28.

Con riferimento all'esercizio in chiusura nelle tabelle seguenti vengono espone le variazioni delle singole voci del patrimonio netto, nonché il dettaglio delle altre riserve, se presenti in bilancio.

	Valore di inizio esercizio	Destinazione del risultato dell'es. prec. - Altre destinazioni	Risultato d'esercizio	Valore di fine esercizio
Capitale	7.000.000	-	-	7.000.000
Riserva legale	1.400.000	-	-	1.400.000
Riserva straordinaria	1.661.429	4.428.841	-	6.090.270
Totale altre riserve	1.661.429	4.428.841	-	6.090.270
Utile (perdita) dell'esercizio	4.428.841	(4.428.841)	11.699.081	11.699.081
Totale	14.490.270	-	11.699.081	26.189.351

Disponibilità e utilizzo del patrimonio netto

Nei seguenti prospetti sono analiticamente indicate le voci di patrimonio netto, con specificazione della loro origine, possibilità di utilizzazione e distribuibilità, nonché della loro avvenuta utilizzazione nei precedenti tre esercizi.

Descrizione	Importo	Origine/Natura	Possibilità di utilizzazione	Quota disponibile
Capitale	7.000.000	Capitale		-
Riserva legale	1.400.000	Utili	A;B	1.400.000
Riserva straordinaria	6.090.270	Utili	A;B;C	6.090.270
Totale altre riserve	6.090.270	Utili	A;B;C	6.090.270
Totale	14.490.270			7.490.270
Quota non distribuibile				1.400.000
Residua quota distribuibile				6.090.270
Legenda: A: per aumento di capitale; B: per copertura perdite; C: per distribuzione ai soci; D: per altri vincoli statutari; E: altro				

Ai sensi dei combinati disposti del Decreto "Milleproroghe" (DL 29 dicembre 2022 n. 198, art. 3 commi 8 e 9), la previsione originariamente introdotta con il Decreto Legge n.104 del 14 agosto 2020 e successiva estensione giusta legge L. 234/2021, nonché del DL 29 dicembre 2022 n. 198, art. 3 commi 8 e 9 La Riserva Straordinaria, potenzialmente distribuibile, deve essere considerata:

- alla data del 31 marzo 2024 NON DISTRIBUIBILE per l'importo di euro 1.499.725 (quale quota di utile riferita agli ammortamenti non eseguito durante gli esercizi delle annualità 01.01.21-31.12.21, 01.01.22-31.03.22, 01.04.22-31.03.23 e 01.04.23-31-03-24)
- con l'approvazione del presente bilancio e con l'approvazione della destinazione del risultato di esercizio, la quota di Riserva Straordinaria non distribuibile si incrementerà di euro 724.967, per raggiungere un ammontare NON DISTRIBUIBILE di euro 2.224.692.

Tutte le azioni sottoscritte sono state interamente versate.

Segnaliamo, inoltre, che a seguito dell'atto di fusione del 23 novembre 2020, è stato adottato il capitale sociale della società incorporata di euro 5.050.000 con elisione delle poste del patrimonio netto della società Metallurgica Bresciana ai fini dell'annullamento della partecipazione dell'incorporata; successivamente, in data 18 dicembre 2020 l'Assemblea Straordinaria della Società ha provveduto a deliberare l'aumento di capitale sociale riportandolo ad € 7.000.000; con atto a Ministero Notaio Milesi in data 21 aprile 2021, la società ha provveduto a dare sottoscrizione dell'aumento di capitale sociale che si attesta ad euro 7.000.000.

Segnaliamo, inoltre, che a seguito dell'atto di fusione del 23 novembre 2020, è stato adottato il capitale sociale della società incorporata di euro 5.050.000 con elisione delle poste del patrimonio netto della società Metallurgica Bresciana ai fini dell'annullamento della partecipazione dell'incorporata; successivamente, in data 18 dicembre 2020 l'Assemblea Straordinaria della Società ha provveduto a deliberare l'aumento di capitale sociale riportandolo ad € 7.000.000.

Ai fini comparativi di seguito si riportano le variazioni nelle voci del patrimonio netto dell'esercizio precedente:

	Valore di inizio esercizio	Destinazione del risultato dell'es. prec. - Altre destinazioni	Risultato d'esercizio	Valore di fine esercizio
Capitale	7.000.000	-	-	7.000.000
Riserva legale	1.293.428	106.572	-	1.400.000
Riserva straordinaria	1.369.096	292.333	-	1.661.429
Totale altre riserve	1.369.096	292.333	-	1.661.429
Utile (perdita) dell'esercizio	398.905	(398.905)	4.428.841	4.428.841
Totale	10.061.429	-	4.428.841	14.490.270

Fondi per rischi e oneri

I fondi per rischi e oneri sono stati stanziati a copertura delle passività la cui esistenza è ritenuta certa o probabile, per le quali alla chiusura dell'esercizio non sono determinabili l'ammontare o la data di sopravvenienza.

La costituzione dei fondi è stata effettuata in base ai principi di prudenza e di competenza, osservando le prescrizioni del principio contabile OIC 31. Gli accantonamenti correlati sono rilevati nel conto economico dell'esercizio di competenza, in base al criterio di classificazione "per natura" dei costi.

Nella seguente tabella vengono espone le informazioni relative alle variazioni dei fondi per rischi e oneri.

	Valore di inizio esercizio	Variazioni nell'esercizio - Utilizzo	Variazioni nell'esercizio - Totale	Valore di fine esercizio
Fondo per trattamento di quiescenza e obblighi simili	218.282	-	-	218.282

	Valore di inizio esercizio	Variazioni nell'esercizio - Utilizzo	Variazioni nell'esercizio - Totale	Valore di fine esercizio
Fondo per imposte, anche differite	788.882	4.420	(4.420)	784.462
Strumenti finanziari derivati passivi	46.374	-	-	46.374
Altri fondi	30.000	-	-	30.000

Altri fondi

Nel seguente prospetto è illustrata la composizione della voce di cui in oggetto, in quanto risultante iscritta in bilancio, ai sensi dell'art. 2427 c.1 del codice civile.

Descrizione	Dettaglio	Importo esercizio corrente
<i>altri</i>		
	Fondo rischi e oneri	30.000
	Totale	30.000

Trattamento di fine rapporto di lavoro subordinato

Il TFR è stato calcolato conformemente a quanto previsto dall'art. 2120 del codice civile, tenuto conto delle disposizioni legislative e delle specificità dei contratti e delle categorie professionali, e comprende le quote annue maturate e le rivalutazioni effettuate sulla base dei coefficienti ISTAT.

L'ammontare del fondo è rilevato al netto degli acconti erogati e delle quote utilizzate per le cessazioni del rapporto di lavoro intervenute nel corso dell'esercizio e rappresenta il debito certo nei confronti dei lavoratori dipendenti alla data di chiusura del bilancio.

Nella seguente tabella vengono esposte le informazioni relative alle variazioni del trattamento di fine rapporto di lavoro subordinato.

	Valore di inizio esercizio	Variazioni nell'esercizio - Utilizzo	Variazioni nell'esercizio - Totale	Valore di fine esercizio
TRATTAMENTO DI FINE RAPPORTO DI LAVORO SUBORDINATO	664.390	224.196	(224.196)	440.194
Totale	664.390	224.196	(224.196)	440.194

Debiti

Variazioni e scadenza dei debiti

I debiti sono stati rilevati in bilancio secondo il criterio del costo ammortizzato, come definito dall'art.2426 c.2 c.c., tenendo conto del fattore temporale, conformemente a quanto previsto dall'art. 2426, comma 1, n. 8 del codice civile. Per i debiti per i quali sia stata verificata l'irrelevanza dell'applicazione del metodo del costo ammortizzato e/o dell'attualizzazione, ai fini dell'esigenza di dare una rappresentazione veritiera e corretta della situazione patrimoniale ed

economica societaria, è stata mantenuta l'iscrizione secondo il valore nominale. Tale evenienza si è verificata ad esempio in presenza di debiti con scadenza inferiore ai dodici mesi o, in riferimento al criterio del costo ammortizzato, nel caso in cui i costi di transazione, le commissioni e ogni altra differenza tra valore iniziale e valore a scadenza sono di scarso rilievo o, ancora, nel caso di attualizzazione, in presenza di un tasso di interesse desumibile dalle condizioni contrattuali non significativamente diverso dal tasso di interesse di mercato.

Nella seguente tabella vengono espone le informazioni relative alle variazioni dei debiti e le eventuali informazioni relative alla scadenza degli stessi.

	Valore di inizio esercizio	Variazione nell'esercizio	Valore di fine esercizio	Quota scadente entro l'esercizio
Debiti verso banche	24.372.371	(12.672.371)	11.700.000	11.700.000
Acconti	2.680	(2.653)	27	27
Debiti verso fornitori	9.394.631	2.990.142	12.384.773	12.384.773
Debiti verso imprese collegate	793.137	611.125	1.404.262	1.404.262
Debiti verso imprese controllanti	7.611.642	(654.248)	6.957.394	6.957.394
Debiti tributari	1.363.262	(180.489)	1.182.773	1.182.773
Debiti verso istituti di previdenza e di sicurezza sociale	281.952	(3.818)	278.134	278.134
Altri debiti	1.479.617	46.773	1.526.390	1.526.390
Totale	45.299.292	(9.865.539)	35.433.753	35.433.753

Debiti verso banche

Nella seguente tabella viene presentata la suddivisione della voce "Debiti verso banche".

Voce	Arrotondamento	Totale
4)	11.700.000	11.700.000

Gli acconti per complessivi € 27 sono portati da portati da anticipi da clienti;

I debiti verso fornitori risultano così composti:

debiti verso fornitori Italia per € 6.213.086;
debiti verso fornitori UE per € 716.619;
debiti verso fornitori extra UE per € 1.828.989;
debiti per fatture da ricevere per € 2.785.394;
crediti per note di credito da ricevere per € 372.045;
provvigioni da liquidare per € 762.692;
FDR costi nolo per € 449.285
debiti verso fornitori merger per € 753.

I debiti verso imprese collegate Jiangsu (€ 1.022.537) e Sterlite Inc. (381.726);

I debiti verso imprese controllanti alle Controllanti Sterlite per € 6.957.394.

Debiti tributari

I debiti tributari risultano portati dalle seguenti voci:

Debiti per IRAP € 167.287, al netto degli acconti versati;

Debiti per IRES € 971.306, al netto degli acconti versati;

Debiti per ritenute operate sul lavoro dipendenti, collaboratori ed autonomi € 3.004;

Debiti per Imposta sostitutiva su TFR € 41.176.

Debiti verso Istituti di previdenza e sicurezza sociale

I debiti verso Istituti Previdenziali sono così composti:

Inps C/Versamenti € 17.366;

Previdai C/Versamenti € 3.342;

TFR fondi assicurativi € 1.734;

TFR Fondo tesoreria Inps € 52.790;

Inail € 1.105;

Ratei Passivi per debiti vs istituti previdenziali € 192.464;

Debiti per trattenute sindacali € 9.333.

Altri debiti

Nella seguente tabella viene presentata la suddivisione della voce "Altri debiti".

Descrizione	Dettaglio	Importo esercizio corrente
<i>Altri debiti</i>		
	Emittenti carte di credito	3.111
	Ratei Passivi per Debito Manodopera	483.764
	Assogomma	48
	Dipendenti c/retribuzioni	1.039.467
	Totale	1.526.390

Suddivisione dei debiti per area geografica

Nella seguente tabella viene esposta la ripartizione per area geografica dei debiti.

Area geografica	Debiti verso banche	Acconti	Debiti verso fornitori	Debiti verso imprese collegate	Debiti verso imprese controllanti	Debiti tributari	Debiti verso istituti di previdenza e di sicurezza sociale	Altri debiti	Debiti
Italia	11.700.000	27	9.750.545	-	-	1.182.773	278.134	1.526.390	24.437.869
UE	-	-	716.619	-	-	-	-	-	716.619

Area geografica	Debiti verso banche	Acconti	Debiti verso fornitori	Debiti verso imprese collegate	Debiti verso imprese controllanti	Debiti tributari	Debiti verso istituti di previdenza e di sicurezza sociale	Altri debiti	Debiti
Extra UE	-	-	1.917.609	1.404.262	6.957.394	-	-	-	10.279.265
Totale	11.700.000	27	12.384.773	1.404.262	6.957.394	1.182.773	278.134	1.526.390	35.433.753

Debiti assistiti da garanzie reali su beni sociali

Ai sensi e per gli effetti dell'art. 2427, c. 1 n. 6 del codice civile, si attesta che non esistono debiti sociali assistiti da garanzie reali.

Finanziamenti effettuati da soci della società

Nel seguente prospetto sono indicati i finanziamenti dei soci alla società con separata indicazione di quelli con clausola di postergazione rispetto agli altri creditori.

Al 31/03/2024 non sussistono debiti verso soci per finanziamenti.

Ratei e risconti passivi

I ratei e risconti sono stati calcolati sulla base del principio della competenza, mediante la ripartizione dei costi e/o ricavi comuni a due esercizi.

Nella seguente tabella vengono esposte le informazioni relative alle variazioni dei ratei e risconti passivi.

	Valore di inizio esercizio	Variazione nell'esercizio	Valore di fine esercizio
Risconti passivi	132.235	(54.973)	77.262
Totale ratei e risconti passivi	132.235	(54.973)	77.262

I ratei sono stati calcolati secondo il criterio del "tempo economico" dal momento che le prestazioni contrattuali ricevute non hanno un contenuto economico costante nel tempo e quindi la ripartizione del costo (e dunque l'attribuzione all'esercizio in corso della quota parte di competenza) è effettuata in rapporto alle condizioni di svolgimento della gestione come precisato nel principio contabile OIC 18.

I Ratei e risconti passivi si riferiscono al compenso per diritti di superf. Dello/Ubiling al 31.04.2024.

Nota integrativa, conto economico

Il conto economico evidenzia il risultato economico dell'esercizio.

Esso fornisce una rappresentazione delle operazioni di gestione, mediante una sintesi dei componenti positivi e negativi di reddito che hanno contribuito a determinare il risultato economico. I componenti positivi e negativi di reddito, iscritti in

bilancio secondo quanto previsto dall'articolo 2425-bis del codice civile, sono distinti secondo l'appartenenza alle varie gestioni: caratteristica, accessoria e finanziaria.

L'attività caratteristica identifica i componenti di reddito generati da operazioni che si manifestano in via continuativa e nel settore rilevante per lo svolgimento della gestione, che identificano e qualificano la parte peculiare e distintiva dell'attività economica svolta dalla società, per la quale la stessa è finalizzata.

L'attività finanziaria è costituita da operazioni che generano proventi e oneri di natura finanziaria.

In via residuale, l'attività accessoria è costituita dalle operazioni che generano componenti di reddito che fanno parte dell'attività ordinaria ma non rientrano nell'attività caratteristica e finanziaria.

Valore della produzione

I ricavi e i proventi, i costi e gli oneri sono iscritti al netto dei resi, degli abbuoni, degli sconti e dei premi nel rispetto dei principi di competenza e di prudenza.

I ricavi per operazioni di vendita di beni o prestazioni di servizi sono rilevati quando il processo produttivo dei beni o dei servizi è stato completato e lo scambio è già avvenuto, ovvero si è verificato il passaggio sostanziale e non formale del titolo di proprietà.

I ricavi e i proventi, i costi e gli oneri relativi ad operazioni in valuta sono determinati al cambio a pronti alla data nella quale la relativa operazione è compiuta.

I proventi e gli oneri relativi ad operazioni di compravendita con obbligo di retrocessione a termine, ivi compresa la differenza tra prezzo a termine e prezzo a pronti, sono iscritti per le quote di competenza dell'esercizio.

A fine esercizio non era in corso nessuna operazione di questo tipo.

Suddivisione dei ricavi delle vendite e delle prestazioni per categoria di attività

I ricavi delle vendite sono principalmente riferiti all'attività caratteristica dell'impresa già descritta in apertura della presente nota integrativa.

Tra gli altri ricavi e proventi che possono comunque classificarsi nell'ambito del valore della produzione sono compresi gli eventuali indennizzi e risarcimenti assicurativi, i proventi vari e diversi e gli abbuoni e le sopravvenienze attive da gestione ordinaria imputabili all'esercizio.

Il valore della produzione al 31.03.2024 risulta così composto:

Categoria di attività	Valore esercizio corrente	Valore esercizio precedente
Ricavi delle vendite e delle prestazioni	89.662.016	95.661.109
variazioni delle rimanenze di prodotti in corso di lavorazione, semilavorati e finiti	2.665.433	(2.846.337)
altri ricavi e proventi	6.051.551	474.992
Totale	98.379.000	93.289.764

Il dettaglio degli Altri ricavi e proventi è riportato dalla Tabella a seguire.

Categoria di attività	Valore Finale
Rimborso Utilizzo Autoveicoli Uso Promisc	5.586
Plusvalenza Vend.Cespiti	6.600

Categoria di attività	Valore Finale
Risarcimento danni	3.500
Sopravvenienze attive	4.927.771
Affitti attivi	12.172
Sconti e Abbuoni Attivi	110.348
Recupero spese	438
Ricavi da materie prime manuale	985.136
Totale	6.051.551

Costi della produzione

I costi ed oneri sono imputati per competenza e secondo natura, al netto dei resi, abbuoni, sconti e premi, nel rispetto del principio di correlazione con i ricavi, ed iscritti nelle rispettive voci secondo quanto previsto dal principio contabile OIC 12. Per quanto riguarda gli acquisti di beni, i relativi costi sono iscritti quando si è verificato il passaggio sostanziale e non formale del titolo di proprietà assumendo quale parametro di riferimento, per il passaggio sostanziale, il trasferimento dei rischi e benefici. Nel caso di acquisto di servizi, i relativi costi sono iscritti quando il servizio è stato ricevuto, ovvero quando la prestazione si è conclusa, mentre, in presenza di prestazioni di servizi continuative, i relativi costi sono iscritti per la quota maturata.

I costi della produzione si riferiscono, principalmente, agli oneri sostenuti per l'espletamento dell'attività produttiva, ai costi per servizi, le cui principali voci sono sotto enunziate, alle spese per il personale dipendente e agli oneri diversi di gestione.

I costi della produzione ammontano a complessivi € 81.499.969, così composti:

	Parziali	Totali
Costi per materie prime, sussidiarie, di consumo e di merci		56.318.64
Costi per servizi		11.244.156
Costi per godimento di beni di terzi		422.172
Costi per il personale		10.616.725
<i>Salari e stipendi</i>	6.584.029	
<i>Oneri sociali</i>	1.758.140	
<i>Trattamento di fine rapporto</i>	139.851	
<i>Altri costi per il personale</i>	2.134.705	
Ammortamenti e svalutazioni		2.417.910
<i>Ammortamento delle immobilizzazioni immateriali</i>	177.798	
<i>Ammortamento delle immobilizzazioni materiali</i>	1.740.112	
Svalutazioni dei crediti compresi nell'attivo circolante e delle disponibilità liquide	500.000	
Variazioni delle rimanenze di materie prime, sussidiarie, di consumo e merci	(137.320)	
Oneri diversi di gestione		617.686

Proventi e oneri finanziari

I proventi e gli oneri finanziari sono iscritti per competenza in relazione alla quota maturata nell'esercizio.

I proventi finanziari ammontano ad € 472.142 e si riferiscono ad interessi attivi bancari e su derivati.

Gli oneri finanziari ammontano ad € 2.760.484 e si riferiscono ad interessi passivi bancari e su finanziamenti, come più oltre dettagliato.

Composizione dei proventi da partecipazione

Non sussistono proventi da partecipazioni di cui all'art. 2425, n. 15 del codice civile.

Ripartizione degli interessi e altri oneri finanziari per tipologia di debiti

Nel seguente prospetto si dà evidenza degli interessi e degli altri oneri finanziari di cui all'art. 2425, n. 17 del codice civile, con specifica suddivisione tra quelli relativi a prestiti obbligazionari, ai debiti verso banche ed a altre fattispecie.

	Debiti verso banche	Altri	Totale
Interessi ed altri oneri finanziari	2.712.647	47.837	2.760.484

Utili/perdite su cambi

Si riportano di seguito le informazioni relative agli utili o perdite su cambi distinguendo la parte realizzata dalla parte derivante da valutazioni delle attività e passività in valuta iscritte in bilancio alla fine dell'esercizio.

I crediti e i debiti non immobilizzati espressi originariamente in valute estere, non aderenti all'UEM (Unione Monetaria Europea), sono iscritti in base ai cambi in vigore alla data in cui sono sorti e sono allineati ai cambi correnti alla chiusura del bilancio.

La partecipazione nella collegata cinese risulta iscritta al valore di cambio alla data di sottoscrizione del capitale sociale; nessun adeguamento è stato effettuato nell'esercizio.

In particolare, le attività e passività che non costituiscono immobilizzazioni sono iscritte al tasso di cambio a pronti alla data di chiusura dell'esercizio. Gli utili e le perdite che derivano dalla conversione dei crediti e dei debiti sono rispettivamente accreditati e addebitati al Conto Economico, tra i proventi e oneri finanziari, alla voce C 17-bis) Utili e perdite su cambi.

Descrizione	Importo in bilancio	Parte valutativa	Parte realizzata
<i>utili e perdite su cambi</i>	5.710		
Utile su cambi		-	121.854
Perdita su cambi		-	116.144
Totale voce		-	5.710

Imposte sul reddito d'esercizio, correnti, differite e anticipate

La società ha provveduto allo stanziamento delle imposte dell'esercizio sulla base dell'applicazione delle norme tributarie vigenti. Le imposte correnti si riferiscono alle imposte di competenza dell'esercizio così come risultanti dalle dichiarazioni fiscali; le imposte relative ad esercizi precedenti includono le imposte dirette di esercizi precedenti, comprensive di interessi e sanzioni e sono inoltre riferite alla differenza positiva (o negativa) tra l'ammontare dovuto a seguito della

definizione di un contenzioso o di un accertamento rispetto al valore del fondo accantonato in esercizi precedenti. Le imposte differite e le imposte anticipate, infine, riguardano componenti di reddito positivi o negativi rispettivamente soggetti ad imposizione o a deduzione in esercizi diversi rispetto a quelli di contabilizzazione civilistica.

Imposte correnti

Le imposte correnti risultano iscritte per € 2.980.067 e sono portate dall'IRES di esercizio per € 2.429.114 e dall'IRAP di esercizio per € 550.953.

Imposte differite e anticipate

La presente voce ricomprende l'impatto della fiscalità differita sul presente bilancio. La stessa è da ricondursi alle differenze temporanee tra i valori attribuiti ad un'attività o passività secondo criteri civilistici ed i corrispondenti valori riconosciuti a tali elementi ai fini fiscali

Le imposte sul reddito differite e anticipate sono calcolate sull'ammontare cumulativo di tutte le differenze temporanee esistenti tra i valori delle attività e delle passività determinati con i criteri di valutazione civilistici ed il loro valore riconosciuto ai fini fiscali.

Le imposte differite relative a differenze temporanee imponibili correlate a partecipazioni in società controllate e a operazioni che hanno determinato la formazione di riserve in sospensione d'imposta non sono rilevate solo qualora siano soddisfatte le specifiche condizioni previste dal principio di riferimento.

Le imposte differite relative ad operazioni che hanno interessato direttamente il patrimonio netto non sono rilevate inizialmente a conto economico ma contabilizzate tra i fondi per rischi e oneri tramite riduzione della corrispondente posta di patrimonio netto.

Le imposte sul reddito differite e anticipate sono rilevate nell'esercizio in cui emergono le differenze temporanee e sono calcolate applicando le aliquote fiscali in vigore nell'esercizio nel quale le differenze temporanee si riverteranno, qualora tali aliquote siano già definite alla data di riferimento del bilancio diversamente sono calcolate in base alle aliquote in vigore alla data di riferimento del bilancio.

Le imposte anticipate sulle differenze temporanee deducibili e sul beneficio connesso al riporto a nuovo di perdite fiscali sono rilevate e mantenute in bilancio solo se sussiste la ragionevole certezza del loro futuro recupero, attraverso la previsione di redditi imponibili o la disponibilità di sufficienti differenze temporanee imponibili negli esercizi in cui le imposte anticipate si riverteranno.

Un'attività per imposte anticipate non contabilizzata o ridotta in esercizi precedenti, in quanto non sussistevano i requisiti per il suo riconoscimento o mantenimento in bilancio, è iscritta o ripristinata nell'esercizio in cui sono soddisfatti tali requisiti.

In nota integrativa è presentato un prospetto delle differenze temporanee che hanno comportato la rilevazione di imposte differite e anticipate, specificando l'aliquota applicata e le variazioni rispetto all'esercizio precedente, gli importi addebitati o accreditati a conto economico o a patrimonio netto e le voci escluse dal calcolo nonché l'ammontare delle imposte anticipate contabilizzate in bilancio attinenti a perdite dell'esercizio o di esercizi precedenti e l'ammontare delle imposte non ancora contabilizzate.

La società ha determinato l'imposizione differita con esclusivo riferimento all'IRES, non essendovi variazioni temporanee IRAP.

Di seguito si riportano, ove presenti, le informazioni richieste dall'art. 2427 n. 14 del codice civile, ovvero:

- la descrizione delle differenze temporanee che hanno comportato la rilevazione di imposte differite e anticipate, specificando l'aliquota applicata e le variazioni rispetto all'esercizio precedente, gli importi accreditati o addebitati a conto economico oppure a patrimonio netto;
- l'ammontare delle imposte anticipate contabilizzate in bilancio attinenti a perdite dell'esercizio o di esercizi precedenti e le motivazioni dell'iscrizione; l'ammontare non ancora contabilizzato e le motivazioni della mancata iscrizione;
- le voci escluse dal computo e le relative motivazioni.

Rilevazione delle imposte differite e anticipate ed effetti conseguenti

IRES	IRAP
------	------

	IRES	IRAP
A) Differenze temporanee		
Totale differenze temporanee deducibili	1.527.353	-
Totale differenze temporanee imponibili	2.853.022	2.849.613
Differenze temporanee nette	1.325.669	2.849.613
B) Effetti fiscali		
Fondo imposte differite (anticipate) a inizio esercizio	400.910	111.135
Imposte differite (anticipate) dell'esercizio	16.987	-
Fondo imposte differite (anticipate) a fine esercizio	417.897	111.135

Dettaglio differenze temporanee deducibili

Descrizione	Importo al termine dell'esercizio precedente	Variazione verificatesi nell'esercizio	Importo al termine dell'esercizio	Aliquota IRES	Effetto fiscale IRES	Aliquota IRAP	Effetto fiscale IRAP
F.do Obsoles. magazz. M.P.	139.458	-	139.458	24,00	33.470	3,90	-
F.do Obsoles. magazz. semilavorati	6.932	-	6.932	24,00	1.664	3,90	-
F.do Obsoles. magazz. P.F.	120.102	-	120.102	24,00	28.825	3,90	-
F.do Rischi e oneri	30.000	-	30.000	24,00	7.200	3,90	-
F.do svalutazione crediti	374.542	432.659	807.201	24,00	193.728	3,90	-
F.do svalutazione crediti Alpitel	177.796		177.796	24,00	42.671	3,90	-
Bonus dipendenti 2023	227.500	-15.000	212.500	24,00	51.000	3,90	-
Delta cambio	124.650	-91.287	33.363	24,00	8.007	3,90	-

Dettaglio differenze temporanee imponibili

Descrizione	Importo al termine dell'esercizio precedente	Variazione verificatesi nell'esercizio	Importo al termine dell'esercizio	Aliquota IRES	Effetto fiscale IRES	Aliquota IRAP	Effetto fiscale IRAP
Delta cambio	21.825	-18.416	3.409	24,00	818	3,90	-
Fabbricati	2.849.613	-	2.849.613	24,00	683.907	3,90	111.135

Nota integrativa, rendiconto finanziario

La società ha predisposto il rendiconto finanziario che rappresenta il documento di sintesi che raccorda le variazioni intervenute nel corso dell'esercizio nel patrimonio aziendale con le variazioni nella situazione finanziaria; esso pone in evidenza i valori relativi alle risorse finanziarie di cui l'impresa ha avuto necessità nel corso dell'esercizio nonché i relativi impieghi.

In merito al metodo utilizzato si specifica che la stessa ha adottato, secondo la previsione dell'OIC 10, il metodo indiretto in base al quale il flusso di liquidità è ricostruito rettificando il risultato di esercizio delle componenti non monetarie.

Nota integrativa, altre informazioni

Di seguito vengono riportate le altre informazioni richieste dal codice civile.

Dati sull'occupazione

Nel seguente prospetto è indicato il livello di occupazione nell'esercizio ripartito per categoria.

	Dirigenti	Quadri	Impiegati	Operai	Altri dipendenti	Totale dipendenti
Numero medio	2	10	25	129	1	167

Il livello di occupazione nell'esercizio 2023-24 (Aprile 23- Marzo 24) si è attestato a 166 unità di lavoro (3 dirigenti; 9 quadri intermedi; 25 impiegati; 129 maestranze).

Come negli anni precedenti, non si è fatto ricorso alla Cassa Integrazioni Guadagni o altre forme di ammortizzatori sociali.

Il numero medio di dipendenti nel corso dell'anno (AL 31.03.2023) è stato di 167,16

Metallurgica Bresciana aderisce alle disposizioni contrattuali della "CCNL Gomma-Plastica" italiana.

Compensi, anticipazioni e crediti concessi ad amministratori e sindaci e impegni assunti per loro conto

Nel seguente prospetto sono espone le informazioni richieste dall'art. 2427 n. 16 c.c., precisando che non esistono anticipazioni e crediti e non sono stati assunti impegni per conto dell'organo amministrativo per effetto di garanzie di qualsiasi tipo prestate.

Amministratori	Sindaci
----------------	---------

	Amministratori	Sindaci
Compensi	63.800	20.000

Compensi al revisore legale o società di revisione

Nella seguente tabella sono indicati, suddivisi per tipologia di servizi prestati, i compensi spettanti alla società di revisione.

	Revisione legale dei conti annuali	Totale corrispettivi spettanti al revisore legale o alla società di revisione
Valore	30.000	30.000

Categorie di azioni emesse dalla società

Nel seguente prospetto è indicato il numero e il valore nominale delle azioni della società, nonché le eventuali movimentazioni verificatesi durante l'esercizio.

	Consistenza iniziale, numero	Consistenza finale, numero
Capitale Sociale	7.000.000	7.000.000

Titoli emessi dalla società

La società non ha emesso alcun titolo o valore simile rientrante nella previsione di cui all'art. 2427 n. 18 codice civile.

Dettagli sugli altri strumenti finanziari emessi dalla società

La società non ha emesso altri strumenti finanziari ai sensi dell'articolo 2346, comma 6, del codice civile.

Impegni, garanzie e passività potenziali non risultanti dallo stato patrimoniale

Impegni, garanzie e passività potenziali non risultanti dallo stato patrimoniale

Al 31.03.2024 esistono i seguenti impegni, garanzie o passività potenziali non risultanti dallo stato patrimoniale, per complessivi € 7.035.706,65, USD 2.184.184,40

- Fideiussioni ad altre imprese € 7.035.706,65 di cui Ex-UBI per € 2.014.801,77; Intesa per €940,02; BNL per € 2.025.552,79; Unicredit per € 2.011.080,50 e BPM per € 983.331,57
- Fideiussioni ad altre imprese in USD 2.184.184,40 di cui Ex-Ubi 1.165.712; Unicredit 1.018.472,40.
- Beni presso l'impresa a titolo di deposito € 20.730,92.

Informazioni sui patrimoni e i finanziamenti destinati ad uno specifico affare

Patrimoni destinati ad uno specifico affare

Si attesta che alla data di chiusura del bilancio non sussistono patrimoni destinati ad uno specifico affare di cui al n. 20 dell'art. 2427 del codice civile.

Finanziamenti destinati ad uno specifico affare

Si attesta che alla data di chiusura del bilancio non sussistono finanziamenti destinati ad uno specifico affare di cui al n. 21 dell'art. 2427 del codice civile.

Informazioni sulle operazioni con parti correlate

Nel corso dell'esercizio sono state poste in essere operazioni con parti correlate; si tratta di operazioni concluse a condizioni di mercato, pertanto, in base alla normativa vigente, non viene fornita alcuna informazione aggiuntiva.

Informazioni sugli accordi non risultanti dallo stato patrimoniale

Nel corso dell'esercizio non è stato posto in essere alcun accordo non risultante dallo stato patrimoniale.

Informazioni sui fatti di rilievo avvenuti dopo la chiusura dell'esercizio

Alla luce delle evoluzioni politiche legate al conflitto russo-ucraino, si precisa che la Società non possiede asset strategici nei territori attualmente coinvolti dal conflitto e che non sono presenti attività commerciali verso tali regioni.

Sebbene lo scenario potrebbe evolversi ulteriormente, alla luce delle valutazioni attuali, la Società ritiene che sarà in grado di ribaltare sul cliente finale buona parte dell'incremento dei costi che ne dovessero derivare.

Si precisa che quanto sopra riportato rappresenta un avvenimento intervenuto dopo la data di chiusura del bilancio e che non comporta delle rettifiche sui saldi dello stesso, ai sensi dell'OIC 29, paragrafo 59.b.

Imprese che redigono il bilancio dell'insieme più grande/più piccolo di imprese di cui si fa parte in quanto impresa controllata

Nel seguente prospetto, ai sensi dell'art. 2427, numeri 22-quinquies e 22-sexies del codice civile, si riporta il nome e la sede legale dell'impresa che redige il bilancio consolidato, dell'insieme più grande o più piccolo di imprese, di cui l'impresa fa parte in quanto impresa consolidata.

Si osserva che, in data 20 Novembre 2020, la Società è entrata sotto il coordinamento di "Sterlite Technologies LTD" (con sede in India E1, MIDC Industrial Area, Waluj, Aurangabad, Maharashtra).

Informazioni relative agli strumenti finanziari derivati ex art. 2427-bis del Codice Civile

In osservanza di quanto richiesto dall'art. 2427-bis del codice civile, nel rispetto del principio della rappresentazione veritiera e corretta degli impegni aziendali, si forniscono di seguito le opportune informazioni.

- Contratti derivati sul copertura tassi, sottoscritto con with BNL-BNP PARIBAS (ref. n. 21614510 scadente il 20 Maggio 2024): valore del MTM – 31/03/2024 3992,05

Per tali posizioni sussiste, prudenzialmente, un "Fondo Rischi derivati".

Prospetto riepilogativo del bilancio della società che esercita l'attività di direzione e coordinamento

Si rende noto che la società appartiene al gruppo STERLITE ed è soggetta all'attività di direzione e coordinamento da parte della società STERLITE TECHNOLOGIES LTD. di cui nelle successive tabelle si riportano i dati dell'ultimo bilancio depositato.

STERLITE TECHNOLOGIES LIMITED

BALANCE SHEET AS AT MARCH 31, 2023

(All amounts are in ₹ crores, unless otherwise stated)

	Notes	31 March 2023	31 March 2022
ASSETS			
I. Non-current assets			
Property, plant & equipment	4	1.944	2.118
Capital work-in-progress	4	55	65
Intangible assets	5	23	31
Financial assets			
(i) Investments	6	387	297
(ii) Loans	8	437	412
(iii) Other financial assets	9	15	19
Other non-current assets	10	44	70
Total Non-current Assets		2.905	3.012
II. Current assets			
Inventories	11	410	445
Financial assets			
(i) Investments	12	40	-
(ii) Trade receivables	7	2.154	1.849
(iii) Cash and cash equivalents	13	138	275
(iv) Other bank balances	14	57	117
(v) Loans	8	0	0
(vi) Other financial assets	9	120	115
Contract assets	10	1.373	1.218
Other current assets	10	403	385
		4.695	4.404
Assets classified as held for sale	15		-

		28	
Total Current Assets			4.404
		4.723	
Total Assets			7.416
		7.628	
EQUITY AND LIABILITIES			
Equity			
Equity share capital	16		80
		80	
Other equity	17		1.763
		1.804	
Total Equity			1.843
		1.884	
Liabilities			
I. Non-current liabilities			
Financial liabilities			
(i) Borrowings	18		972
		678	
(ii) Lease liabilities	4		65
		50	
(iii) Other financial liabilities	19		4
		10	
Employee benefit obligations	24		40
		29	
Provisions	21		1
		0	
Deferred tax liabilities (net)	23A		57
		44	
Total Non-current Liabilities			1.139
		811	
II. Current liabilities			
Financial liabilities			
(i) Borrowings	18		1.605
		2.291	
(ii) Lease liabilities	4		22
		30	
(iii) Trade payables	20		
(A) total outstanding dues of micro and small enterprises (refer note 39)			173
		312	
(B) total outstanding dues of creditors other than micro and small enterprises			2.130
		1.774	
(iv) Other financial liabilities	19		222
		225	
Contract liabilities	22		177
		163	
Employee benefit obligations	24		16
		13	
Provisions	21		24
		66	

Other current liabilities	22		65
		59	
Total Current Liabilities		4.933	4.434
Liabilities directly associated with assets classified as held for sale	15	1	-
Total Liabilities		5.744	5.573
Total Equity & Liabilities		7.628	7.416

STERLITE TECHNOLOGIES LIMITED**STATEMENT OF PROFIT AND LOSS FOR THE YEAR ENDED MARCH 31, 2023**

(All amounts are in ₹ crores, unless otherwise stated)

	Notes	<u>31 March 2023</u>	<u>31 March 2022</u>
Continuing Operations			
INCOME			
Revenue from operations	25	5.356	4.856
Other income	26	175	58
Total Income (I)		5.531	4.914
EXPENSES			
Cost of raw materials and components consumed	27	2.502	2.585
Purchase of traded goods		175	161
(Increase) / decrease in inventories of finished goods, work-in-progress and traded goods	27	72	(118)
Employee benefit expense	28	477	460
Other expenses (includes net impairment losses of financial assets and contract assets of ₹ 72 crores (31 March 2022 : ₹ 112 crores))	29	1.389	1.177
Total Expense (II)		4.615	4.265
Earnings before exceptional items, interest, tax, depreciation and amortisation (EBITDA) (I) - (II)			
		916	649
Depreciation and amortisation expense	30	203	198
Finance costs	31		

		280	216
Profit before exceptional items and tax		<u>433</u>	<u>235</u>
Exceptional items	44	-	53
Profit before tax from continuing operations		<u>433</u>	<u>288</u>
Tax expense:			
Current tax	32	102	111
Deferred tax		(4)	(38)
Total tax expense		<u>98</u>	<u>73</u>
Profit for the year from continuing operations		<u>336</u>	<u>215</u>
Discontinued operations			
Loss for the year from discontinued operations after tax	15	(260)	(132)
Profit for the year (A)		<u>76</u>	<u>83</u>
<u>Other comprehensive income/(loss)</u>			
Items that may be reclassified to profit or loss in subsequent periods:			
Net movement on cash flow hedges	17	(37)	0
Income tax effect on the above	17	9	(0)
Net other comprehensive income/(loss) to be reclassified to profit or loss in subsequent periods		<u>(28)</u>	<u>0</u>
Items that will not to be reclassified to profit or loss in subsequent periods:			
Remeasurements of defined employee benefits plans		4	4
Income tax effect on the above		(1)	(1)
Net other comprehensive income not to be reclassified to profit or loss in subsequent periods		<u>3</u>	<u>3</u>
Other comprehensive income/(loss) for the year, net of tax (B)		<u>(25)</u>	<u>3</u>
Total comprehensive income for the year (A+B)		<u>51</u>	<u>86</u>
Total comprehensive income arises from:			

Continuing operations	311	218
Discontinued operations	(260)	(132)
Earnings/(loss) per equity share (Amounts in ₹) (Face Value ₹ 2 per share)		
Basic		
From continuing operations	8,42	5,39
From discontinued operation	(6,53)	(3,32)
From continuing and discontinued operations	1,89	2,07
Diluted		
From continuing operations	8,41	5,37
From discontinued operation	(6,53)	(3,32)
From continuing and discontinued operations	1,88	2,04

Proposta di destinazione degli utili o di copertura delle perdite

Signori Soci, alla luce di quanto sopra esposto, l'organo amministrativo Vi propone di approvare il Bilancio relativo all'esercizio sociale chiuso il 31/03/2024, che evidenzia un risultato d'esercizio di Euro 11.669.081 e di destinare il risultato di esercizio alla Riserva Straordinaria con la specifica che la quota di euro 875.453,82 riferita all'ammontare degli ammortamenti non eseguiti ex DL 29 dicembre 2022 n. 198, art. 3 commi 8 e 9, deve intendersi quali Riserva non Disponibile.

Nota integrativa, parte finale

Signori Soci, Vi confermiamo che il presente bilancio, composto da stato patrimoniale, conto economico, rendiconto finanziario e nota integrativa rappresenta in modo veritiero e corretto la situazione patrimoniale e finanziaria della società, nonché il risultato economico dell'esercizio e corrisponde alle scritture contabili. Vi invitiamo pertanto ad approvare il progetto di bilancio al 31/03/2024 unitamente con la proposta di destinazione del risultato d'esercizio, così come predisposto dall'organo amministrativo.

Dello (BS), 30/05/2024

Per il Consiglio di Amministrazione,

L'Amministratore Delegato Luca Facchinetti

Company registration number: 08550019

ANNUAL REPORT AND FINANCIAL
STATEMENTS

FOR THE YEAR ENDED

31 MARCH 2024

STERLITE
TECHNOLOGIES UK
VENTURES LTD

MENZIES
BRIGHTER THINKING

STERLITE TECHNOLOGIES UK VENTURES LTD

COMPANY INFORMATION

Directors	Praveen Cherian Rahul Puri Gopal Chandra Rastogi (appointed 31 August 2023)
Registered number	08550019
Registered office	Unit 3 Park Lane Business Park Kirkby in Ashfield Nottingham NG17 9GU
Independent auditors	Menzies LLP Chartered Accountants & Statutory Auditor Lynton House 7-12 Tavistock Square London WC1H 9LT

4

STERLITE TECHNOLOGIES UK VENTURES LTD

CONTENTS

	Page
Strategic report	1 - 3
Directors' report	4 - 5
Independent auditors' report	6 - 9
Statement of comprehensive income	10
Balance sheet	11
Statement of changes in equity	12
Notes to the financial statements	13 - 26

6

STERLITE TECHNOLOGIES UK VENTURES LTD

STRATEGIC REPORT FOR THE YEAR ENDED 31 MARCH 2024

Introduction

The directors present their strategic report for the year ended 31 March 2024.

Sterlite Technologies UK Venture Limited is a subsidiary of Sterlite Technologies Limited, an Indian-based multinational company that specializes in the design, development, and delivery of optical communication products, network, and system integration services. Sterlite Technologies UK Venture Limited is based in London and was incorporated in 2015.

Business review

The company's primary focus is on providing network services and solutions to telecommunication companies, governments, and large enterprises across UKs portfolio includes end-to-end turnkey FTTH design & build solutions Sterlite Technologies UK. Venture Limited is committed to providing high-quality, reliable, and cost-effective solutions to meet the growing demand for data communication services

The FTTH (Fiber-to-the-Home) market in the UK has been evolving rapidly over the past few years. According to a recent report by Point Topic, the number of FTTHB (Fibre-to-the Building) connections in the UK increased by 30% in 2020, and this growth is expected to continue in the coming years. This trend is driven by increasing demand for high-speed internet connectivity, fuelled by the rise of remote working, online education, and streaming services.

Sterlite Technologies UK Venture Limited is well-positioned to capitalize on this growth trend. The company has been actively working with telecom operators and service providers in the UK to expand their FTTH networks and improve the quality of their services. Sterlite Technologies UK Venture Limited's focus on innovation and customer-centric approach has enabled the company to establish itself as a leading player in the FTTH market in the UK. As the demand for high-speed internet connectivity continues to grow, the company is well-positioned to capitalize on this trend and drive further growth and expansion in the coming years. During the year, we have added few new customers like connexin and also added few new services like IoT.

Key performance indicators

	31st March 2024	31st March 2023
	£ 000	£ 000
Revenue	14,240	10,796
GP Margin	51%	26%
Operating Profit Margin	(14%)	(57%)
Profit before tax	(3,106)	(6,497)
Value of future secure contracts	49,000	49,000

STERLITE TECHNOLOGIES UK VENTURES LTD

STRATEGIC REPORT (CONTINUED) FOR THE YEAR ENDED 31 MARCH 2024

Principal risks and uncertainties

Principal risks and uncertainties

The performance of the business is subject to a number of principal risks and uncertainties, and the company monitors these continuously, taking appropriate action where necessary. The principal operating risks of the company include, but are not limited to, the following areas;

Risk of FTTH market slowdown

The company operates in the Fiber to the Home (FTTH) market, which is subject to the risk of a slowdown in demand due to changing market conditions or regulatory factors. The company mitigates the risk by diversifying its customer base and investing in marketing initiatives to expand its reach.

Risk of reduction of investment to our customers

The company's revenue is dependent on the investment decisions of its customers. A reduction in investment from existing or potential customers could have a negative impact on the company's financial performance. The company mitigates this risk by pricing and continuously enhancing its product offerings maintaining strong relationships with its customers, offering competitive pricing and continuously enhancing its product offerings.

Uncertainty with subcontractor

The company relies on subcontractors for certain services and products. Any uncertainty or delay in the delivery of these services and products could have a negative impact on the company's financial performance. The company mitigates this risk by maintaining a robust procurement process, including strict vendor selection criteria and monitoring of subcontractor performance. Also, company has relocated 105 engineers from INDIA to UK through its Resource Augmented program to create its own supply chain in Sub-Cons and mitigate this risk.

Inflation driving operational costs higher

The company's operational costs may be impacted by inflationary pressures, such as increases in labor costs, raw material costs and other operational expenses. The company mitigates this risk by continuously monitoring its operational costs and implementing cost control measures where necessary, such as optimizing supply chain efficiency and exploring alternative sourcing options. The company also considers pricing adjustments to offset any inflationary pressures.

Statement of Compliance with Section 172 of the Companies Act 2006

The Board recognises the importance of the company's wider stakeholders when performing their duties under Section 172 (1) of the Companies Act 2006, and their duties to act in the way they consider, in good faith, would be most likely to promote the success of the company for the benefit of its members, and in doing so have regard (amongst other matters) to

- (a) the likely consequences of any decision in the long term,
- (b) the interests of the company's employees,
- (c) the need to foster the company's business relationships with suppliers, customers, and others,
- (d) the impact of the company's operations on the community and the environment,
- (e) the desirability of the company maintaining a reputation for high standards of business conduct, and
- (f) the need to act fairly between members of the company.

Future Developments

After delivering another successful period in a competitive market environment, the company aims to continue its growth in the UK telecom market. The Company is also in discussions to bring its technology platform to identified markets globally.

STERLITE TECHNOLOGIES UK VENTURES LTD

STRATEGIC REPORT (CONTINUED) FOR THE YEAR ENDED 31 MARCH 2024

This report was approved by the board and signed on its behalf.



Gopal Chandra Rastogi
Director

Date:

STERLITE TECHNOLOGIES UK VENTURES LTD

DIRECTORS' REPORT FOR THE YEAR ENDED 31 MARCH 2024

The directors present their report and the financial statements for the year ended 31 March 2024.

Directors' responsibilities statement

The directors are responsible for preparing the Strategic report, the Directors' report and the financial statements in accordance with applicable law and regulations.

Company law requires the directors to prepare financial statements for each financial year. Under that law the directors have elected to prepare the financial statements in accordance with applicable law and United Kingdom Accounting Standards (United Kingdom Generally Accepted Accounting Practice), including Financial Reporting Standard 102 'The Financial Reporting Standard applicable in the UK and Republic of Ireland'. Under company law the directors must not approve the financial statements unless they are satisfied that they give a true and fair view of the state of affairs of the Company and of the profit or loss of the Company for that period.

In preparing these financial statements, the directors are required to:

- select suitable accounting policies for the Company's financial statements and then apply them consistently;
- make judgements and accounting estimates that are reasonable and prudent;
- prepare the financial statements on the going concern basis unless it is inappropriate to presume that the Company will continue in business.

The directors are responsible for keeping adequate accounting records that are sufficient to show and explain the Company's transactions and disclose with reasonable accuracy at any time the financial position of the Company and to enable them to ensure that the financial statements comply with the Companies Act 2006. They are also responsible for safeguarding the assets of the Company and hence for taking reasonable steps for the prevention and detection of fraud and other irregularities.

Results and dividends

The loss for the year, after taxation, amounted to £2,297,102 (2023 - loss £5,322,062).

Directors

The directors who served during the year were:

Praveen Cherian
Rahul Puri
Gopal Chandra Rastogi (appointed 31 August 2023)
Pankaj Suresh Kumar Aggarwal (resigned 31 August 2023)

Future developments

Sterlite Technologies UK Ventures Ltd are continually seeking new customers and opportunities to expand their business and increase revenues and profitability.

Disclosure of information to auditors

Each of the persons who are directors at the time when this Directors' report is approved has confirmed that:

- so far as the director is aware, there is no relevant audit information of which the Company's auditors are unaware, and
- the director has taken all the steps that ought to have been taken as a director in order to be aware of any relevant audit information and to establish that the Company's auditors are aware of that information.

STERLITE TECHNOLOGIES UK VENTURES LTD

DIRECTORS' REPORT (CONTINUED) FOR THE YEAR ENDED 31 MARCH 2024

Post balance sheet events

There have been no significant events affecting the Company since the year end.

Auditors

The auditors, Menzies LLP, will be proposed for reappointment in accordance with section 485 of the Companies Act 2006.

This report was approved by the board and signed on its behalf.



Gopal Chandra Rastogi
Director

Date: 21 June 2024

STERLITE TECHNOLOGIES UK VENTURES LTD

MENZIES
BRIGHTER THINKING

INDEPENDENT AUDITORS' REPORT TO THE MEMBERS OF STERLITE TECHNOLOGIES UK VENTURES LTD

Qualified opinion

We have audited the financial statements of Sterlite Technologies UK Ventures Ltd (the 'Company') for the year ended 31 March 2024, which comprise the Statement of comprehensive income, the Balance sheet, the Statement of changes in equity and the related notes, including a summary of significant accounting policies. The financial reporting framework that has been applied in their preparation is applicable law and United Kingdom Accounting Standards, including Financial Reporting Standard 102 'The Financial Reporting Standard applicable in the UK and Republic of Ireland' (United Kingdom Generally Accepted Accounting Practice).

In our opinion the financial statements:

- give a true and fair view of the state of the Company's affairs as at 31 March 2024 and of its loss for the year then ended;
- have been properly prepared in accordance with United Kingdom Generally Accepted Accounting Practice; and
- have been prepared in accordance with the requirements of the Companies Act 2006.

Basis of qualified opinion

The company has made its decision to wind up its activities in relation to Sterlite Condu spar Industrial LTDA during the year and has made a full provision for impairment of the investment in the financial statements. In the absence of sufficient appropriate audit evidence, we were unable to ascertain whether the impairment has occurred prior to the current year, the timing of the impairment or to what extent. Our audit opinion on the financial statements for the year ended 31 March 2023 was modified accordingly. Our opinion on the current periods financial statements is also modified because of the possible effect of this matter on the comparability of the current periods figures and the corresponding figures.

We conducted our audit in accordance with International Standards on Auditing (UK) (ISAs (UK)) and applicable law. Our responsibilities under those standards are further described in the Auditors' responsibilities for the audit of the financial statements section of our report. We are independent of the Company in accordance with the ethical requirements that are relevant to our audit of the financial statements in the United Kingdom, including the Financial Reporting Council's Ethical Standard and we have fulfilled our other ethical responsibilities in accordance with these requirements. We believe that the audit evidence we have obtained is sufficient and appropriate to provide a basis for our qualified opinion.

Conclusions relating to going concern

In auditing the financial statements, we have concluded that the directors' use of the going concern basis of accounting in the preparation of the financial statements is appropriate.

Based on the work we have performed, we have not identified any material uncertainties relating to events or conditions that, individually or collectively, may cast significant doubt on the Company's ability to continue as a going concern for a period of at least twelve months from when the financial statements are authorised for issue.

Our responsibilities and the responsibilities of the directors with respect to going concern are described in the relevant sections of this report.

STERLITE TECHNOLOGIES UK VENTURES LTD

MENZIES
BRIGHTER THINKING

INDEPENDENT AUDITORS' REPORT TO THE MEMBERS OF STERLITE TECHNOLOGIES UK VENTURES LTD (CONTINUED)

Other information

The other information comprises the information included in the Annual Report other than the financial statements and our Auditors' report thereon. The directors are responsible for the other information contained within the Annual Report. Our opinion on the financial statements does not cover the other information and, except to the extent otherwise explicitly stated in our report, we do not express any form of assurance conclusion thereon. Our responsibility is to read the other information and, in doing so, consider whether the other information is materially inconsistent with the financial statements or our knowledge obtained in the course of the audit, or otherwise appears to be materially misstated. If we identify such material inconsistencies or apparent material misstatements, we are required to determine whether this gives rise to a material misstatement in the financial statements themselves. If, based on the work we have performed, we conclude that there is a material misstatement of this other information, we are required to report that fact.

We have nothing to report in this regard.

Opinion on other matters prescribed by the Companies Act 2006

In our opinion, based on the work undertaken in the course of the audit:

- the information given in the Strategic report and the Directors' report for the financial year for which the financial statements are prepared is consistent with the financial statements; and
- the Strategic report and the Directors' report have been prepared in accordance with applicable legal requirements.

Matters on which we are required to report by exception

In the light of the knowledge and understanding of the Company and its environment obtained in the course of the audit, we have not identified material misstatements in the Strategic report or the Directors' report.

We have nothing to report in respect of the following matters in relation to which the Companies Act 2006 requires us to report to you if, in our opinion:

- adequate accounting records have not been kept, or returns adequate for our audit have not been received from branches not visited by us; or
- the financial statements are not in agreement with the accounting records and returns; or
- certain disclosures of directors' remuneration specified by law are not made; or
- we have not received all the information and explanations we require for our audit.

Responsibilities of directors

As explained more fully in the Directors' responsibilities statement set out on page 4, the directors are responsible for the preparation of the financial statements and for being satisfied that they give a true and fair view, and for such internal control as the directors determine is necessary to enable the preparation of financial statements that are free from material misstatement, whether due to fraud or error.

In preparing the financial statements, the directors are responsible for assessing the Company's ability to continue as a going concern, disclosing, as applicable, matters related to going concern and using the going concern basis of accounting unless the directors either intend to liquidate the Company or to cease operations, or have no realistic alternative but to do so.

STERLITE TECHNOLOGIES UK VENTURES LTD

MENZIES
BRIGHTER THINKING

INDEPENDENT AUDITORS' REPORT TO THE MEMBERS OF STERLITE TECHNOLOGIES UK VENTURES LTD (CONTINUED)

Auditors' responsibilities for the audit of the financial statements

Our objectives are to obtain reasonable assurance about whether the financial statements as a whole are free from material misstatement, whether due to fraud or error, and to issue an Auditors' report that includes our opinion. Reasonable assurance is a high level of assurance, but is not a guarantee that an audit conducted in accordance with ISAs (UK) will always detect a material misstatement when it exists. Misstatements can arise from fraud or error and are considered material if, individually or in the aggregate, they could reasonably be expected to influence the economic decisions of users taken on the basis of these financial statements.

Irregularities, including fraud, are instances of non-compliance with laws and regulations. We design procedures in line with our responsibilities, outlined above, to detect material misstatements in respect of irregularities, including fraud. The extent to which our procedures are capable of detecting irregularities, including fraud is detailed below:

The Company is subject to laws and regulations that directly affect the financial statements including financial reporting legislation. We determined that the following laws and regulations were most significant:

- The Companies Act 2006;
- Financial Reporting Standard 102;
- General Data Protection Regulations; and
- UK tax legislation.

We assessed the extent of compliance with these laws and regulations as part of our procedures on the related financial statement items. We understood how the Company is complying with those legal and regulatory frameworks by, making inquiries to management, those responsible for legal and compliance procedures and the company secretary. The engagement partner assessed whether the engagement team collectively had the appropriate competence and capabilities to identify or recognise non-compliance with laws and regulations. The assessment did not identify any issues in this area. We assessed the susceptibility of the Company financial statements to material misstatement, including how fraud might occur. Audit procedures performed by the engagement team included:

- Identifying and assessing the measures management has in place to prevent and detect fraud;
- Understanding how those charged with governance considered and addressed the potential for override of controls or other inappropriate influence over the financial reporting process; and
- Identifying and testing journal entries, in particular any journal entries posted with unusual account combinations.

As a result of the above procedures, we considered the opportunities and incentives that may exist within the organisation or fraud and identified the greatest potential for fraud in the following areas:

- The use of management override of controls to manipulate results, or to cause the Company to enter into transactions not in its best interests; or
- Posting of unusual journals and complex transactions.

Because of the inherent limitations of an audit, there is a risk that we will not detect all irregularities, including those leading to a material misstatement in the financial statements or non-compliance with regulation. This risk increases the more that compliance with a law or regulation is removed from the events and transactions reflected in the financial statements, as we will be less likely to become aware of instances of non-compliance. The risk is also greater regarding irregularities occurring due to fraud rather than error, as fraud involves intentional concealment, forgery, collusion, omission or misrepresentation.

A further description of our responsibilities for the audit of the financial statements is located on the Financial Reporting Council's website at: www.frc.org.uk/auditorsresponsibilities. This description forms part of our Auditors' report.

**STERLITE TECHNOLOGIES UK
VENTURES LTD**

MENZIES
BRIGHTER THINKING

**INDEPENDENT AUDITORS' REPORT TO THE MEMBERS OF STERLITE
TECHNOLOGIES UK VENTURES LTD (CONTINUED)**

Use of our report

This report is made solely to the Company's members, as a body, in accordance with Chapter 3 of Part 16 of the Companies Act 2006. Our audit work has been undertaken so that we might state to the Company's members those matters we are required to state to them in an Auditors' report and for no other purpose. To the fullest extent permitted by law, we do not accept or assume responsibility to anyone other than the Company and the Company's members, as a body, for our audit work, for this report, or for the opinions we have formed.

DocuSigned by:

Robin Hopkins

EE34B2979437433...

Robin Hopkins FCA (Senior statutory auditor)

for and on behalf of

Menzies LLP

Chartered Accountants
Statutory Auditor

Lynton House
7-12 Tavistock Square
London
WC1H 9LT

Date: 21-Jun-2024

STERLITE TECHNOLOGIES UK VENTURES LTD

STATEMENT OF COMPREHENSIVE INCOME FOR THE YEAR ENDED 31 MARCH 2024

	Note	2024 £	2023 £
Turnover	3	14,240,418	10,796,314
Cost of sales		(6,977,521)	(7,976,306)
Gross profit		7,262,897	2,820,008
Administrative expenses		(8,502,057)	(10,051,584)
Exceptional Items	11	(2,263,773)	-
Other operating income	4	1,442,736	1,034,240
Operating loss	5	(2,060,197)	(6,197,336)
Interest receivable and similar income	8	164,735	116,080
Interest payable and similar expenses	9	(1,210,303)	(416,015)
Loss before tax		(3,105,765)	(6,497,271)
Tax on loss	10	808,663	1,175,209
Loss for the financial year		(2,297,102)	(5,322,062)
Other comprehensive income for the year			
Total comprehensive income for the year		(2,297,102)	(5,322,062)

The notes on pages 13 to 26 form part of these financial statements.

**STERLITE TECHNOLOGIES UK
VENTURES LTD**
REGISTERED NUMBER:08550019

**BALANCE SHEET
AS AT 31 MARCH 2024**

	Note	2024 £	2023 £
Fixed assets			
Intangible assets	12	110,496	156,171
Tangible assets	13	54,168	168,759
Fixed asset investments		-	2,116,773
		<u>164,664</u>	<u>2,441,703</u>
Current assets			
Stocks	15	433,708	623,311
Debtors: amounts falling due after more than one year	16	2,884,040	4,804,644
Debtors: amounts falling due within one year	16	10,337,857	5,394,465
Cash at bank and in hand	17	654,916	165,682
		<u>14,310,521</u>	<u>10,988,102</u>
Creditors: amounts falling due within one year	18	(26,167,894)	(3,725,514)
Net current (liabilities)/assets		<u>(11,857,373)</u>	<u>7,262,588</u>
Total assets less current liabilities		<u>(11,692,709)</u>	<u>9,704,291</u>
Creditors: amounts falling due after more than one year	19	-	(19,099,898)
Net liabilities		<u>(11,692,709)</u>	<u>(9,395,607)</u>
Capital and reserves			
Called up share capital	21	3,150	3,150
Profit and loss account	22	(11,695,859)	(9,398,757)
		<u>(11,692,709)</u>	<u>(9,395,607)</u>

The financial statements were approved and authorised for issue by the board and were signed on its behalf by:


Gopal Chandra Rastogi
Director

Date: 21 June 2024

The notes on pages 13 to 26 form part of these financial statements.

STERLITE TECHNOLOGIES UK VENTURES LTD

STATEMENT OF CHANGES IN EQUITY FOR THE YEAR ENDED 31 MARCH 2024

	Called up share capital £	Profit and loss account £	Total equity £
At 1 April 2022	3,150	(4,076,695)	(4,073,545)
Comprehensive income for the year			
Loss for the year	-	(5,322,062)	(5,322,062)
Other comprehensive income for the year	-	-	-
Total comprehensive income for the year	-	(5,322,062)	(5,322,062)
Total transactions with owners	-	-	-
At 1 April 2023	3,150	(9,398,757)	(9,395,607)
Comprehensive income for the year			
Loss for the year	-	(2,297,102)	(2,297,102)
Other comprehensive income for the year	-	-	-
Total comprehensive income for the year	-	(2,297,102)	(2,297,102)
Total transactions with owners	-	-	-
At 31 March 2024	3,150	(11,695,859)	(11,692,709)

The notes on pages 13 to 26 form part of these financial statements.

STERLITE TECHNOLOGIES UK VENTURES LTD

NOTES TO THE FINANCIAL STATEMENTS FOR THE YEAR ENDED 31 MARCH 2024

1. General information

Sterlite Technologies UK Ventures Ltd is a private company, limited by shares, registered in England and Wales. The company's registered number and registered office address can be found on the Company Information page.

2. Accounting policies

2.1 Basis of preparation of financial statements

The financial statements have been prepared under the historical cost convention unless otherwise specified within these accounting policies and in accordance with Financial Reporting Standard 102, the Financial Reporting Standard applicable in the UK and the Republic of Ireland and the Companies Act 2006.

The preparation of financial statements in compliance with FRS 102 requires the use of certain critical accounting estimates. It also requires management to exercise judgement in applying the Company's accounting policies.

The following principal accounting policies have been applied:

2.2 Financial Reporting Standard 102 - reduced disclosure exemptions

The Company has taken advantage of the following disclosure exemptions in preparing these financial statements, as permitted by the FRS 102 "The Financial Reporting Standard applicable in the UK and Republic of Ireland":

- the requirements of Section 7 Statement of Cash Flows;
- the requirements of Section 3 Financial Statement Presentation paragraph 3.17(d);
- the requirements of Section 11 Financial Instruments paragraphs 11.42, 11.44 to 11.45, 11.47, 11.48(a)(iii), 11.48(a)(iv), 11.48(b) and 11.48(c);
- the requirements of Section 12 Other Financial Instruments paragraphs 12.26 to 12.27, 12.29(a), 12.29(b) and 12.29A;
- the requirements of Section 33 Related Party Disclosures paragraph 33.7.

This information is included in the consolidated financial statements of Sterlite Technologies Ltd as at 31 March 2024 and these financial statements may be obtained from www.stl.tech.

2.3 Going concern

The directors have considered the ability of the company to meet its liabilities and have the support from their parent company.

On reviewing the company's future cash flow requirements in conjunction with the support, the directors believe that it is reasonable to prepare the accounts on the going concern basis.

STERLITE TECHNOLOGIES UK VENTURES LTD

NOTES TO THE FINANCIAL STATEMENTS FOR THE YEAR ENDED 31 MARCH 2024

2. Accounting policies (continued)

2.4 Foreign currency translation

Functional and presentation currency

The Company's functional and presentational currency is GBP.

Transactions and balances

Foreign currency transactions are translated into the functional currency using the spot exchange rates at the dates of the transactions.

At each period end foreign currency monetary items are translated using the closing rate. Non-monetary items measured at historical cost are translated using the exchange rate at the date of the transaction and non-monetary items measured at fair value are measured using the exchange rate when fair value was determined.

Foreign exchange gains and losses resulting from the settlement of transactions and from the translation at period-end exchange rates of monetary assets and liabilities denominated in foreign currencies are recognised in profit or loss except when deferred in other comprehensive income as qualifying cash flow hedges.

Foreign exchange gains and losses that relate to borrowings and cash and cash equivalents are presented in the Statement of comprehensive income within 'finance income or costs'. All other foreign exchange gains and losses are presented in profit or loss within 'other operating income'.

2.5 Revenue

Revenue is recognised to the extent that it is probable that the economic benefits will flow to the Company and the revenue can be reliably measured. Revenue is measured as the fair value of the consideration received or receivable, excluding discounts, rebates, value added tax and other sales taxes. The following criteria must also be met before revenue is recognised:

Rendering of services

Revenue from a contract to provide services is recognised in the period in which the services are provided in accordance with the stage of completion of the contract when all of the following conditions are satisfied:

- the amount of revenue can be measured reliably;
- it is probable that the Company will receive the consideration due under the contract;
- the stage of completion of the contract at the end of the reporting period can be measured reliably; and
- the costs incurred and the costs to complete the contract can be measured reliably.

2.6 Operating leases: the Company as lessee

Rentals paid under operating leases are charged to profit or loss on a straight-line basis over the lease term.

Benefits received and receivable as an incentive to sign an operating lease are recognised on a straight-line basis over the lease term, unless another systematic basis is representative of the time pattern of the lessee's benefit from the use of the leased asset.

2.7 Interest income

Interest income is recognised in profit or loss using the effective interest method.

STERLITE TECHNOLOGIES UK VENTURES LTD

NOTES TO THE FINANCIAL STATEMENTS FOR THE YEAR ENDED 31 MARCH 2024

2. Accounting policies (continued)

2.8 Finance costs

Finance costs are charged to profit or loss over the term of the debt using the effective interest method so that the amount charged is at a constant rate on the carrying amount. Issue costs are initially recognised as a reduction in the proceeds of the associated capital instrument.

2.9 Pensions

Defined contribution pension plan

The Company operates a defined contribution plan for its employees. A defined contribution plan is a pension plan under which the Company pays fixed contributions into a separate entity. Once the contributions have been paid the Company has no further payment obligations.

The contributions are recognised as an expense in profit or loss when they fall due. Amounts not paid are shown in accruals as a liability in the Balance sheet. The assets of the plan are held separately from the Company in independently administered funds.

2.10 Current and deferred taxation

The tax expense for the year comprises current and deferred tax. Tax is recognised in profit or loss except that a charge attributable to an item of income and expense recognised as other comprehensive income or to an item recognised directly in equity is also recognised in other comprehensive income or directly in equity respectively.

The current income tax charge is calculated on the basis of tax rates and laws that have been enacted or substantively enacted by the balance sheet date in the countries where the Company operates and generates income.

Deferred tax balances are recognised in respect of all timing differences that have originated but not reversed by the balance sheet date, except that:

- The recognition of deferred tax assets is limited to the extent that it is probable that they will be recovered against the reversal of deferred tax liabilities or other future taxable profits; and
- Any deferred tax balances are reversed if and when all conditions for retaining associated tax allowances have been met.

Deferred tax balances are not recognised in respect of permanent differences except in respect of business combinations, when deferred tax is recognised on the differences between the fair values of assets acquired and the future tax deductions available for them and the differences between the fair values of liabilities acquired and the amount that will be assessed for tax. Deferred tax is determined using tax rates and laws that have been enacted or substantively enacted by the balance sheet date.

2.11 Exceptional items

Exceptional items are transactions that fall within the ordinary activities of the Company but are presented separately due to their size or incidence.

STERLITE TECHNOLOGIES UK VENTURES LTD

NOTES TO THE FINANCIAL STATEMENTS FOR THE YEAR ENDED 31 MARCH 2024

2. Accounting policies (continued)

2.12 Intangible assets

Goodwill

Goodwill represents the difference between amounts paid on the cost of a business combination and the acquirer's interest in the fair value of its identifiable assets and liabilities of the acquiree at the date of acquisition. Subsequent to initial recognition, goodwill is measured at cost less accumulated amortisation and accumulated impairment losses. Goodwill is amortised on a straight-line basis to the Statement of comprehensive income over its useful economic life of five years.

2.13 Tangible fixed assets

Tangible fixed assets under the cost model are stated at historical cost less accumulated depreciation and any accumulated impairment losses. Historical cost includes expenditure that is directly attributable to bringing the asset to the location and condition necessary for it to be capable of operating in the manner intended by management.

Depreciation is charged so as to allocate the cost of assets less their residual value over their estimated useful lives, using the straight-line method.

Depreciation is provided on the following basis:

Plant and machinery	- 1 to 2 years
Motor vehicles	- 2 years
Fixtures and fittings	- 2 years
Computer equipment	- 1 to 5 years

The assets' residual values, useful lives and depreciation methods are reviewed, and adjusted prospectively if appropriate, or if there is an indication of a significant change since the last reporting date.

Gains and losses on disposals are determined by comparing the proceeds with the carrying amount and are recognised in profit or loss.

2.14 Valuation of investments

Investments in subsidiaries are measured at cost less accumulated impairment.

Investments in unlisted Company shares, whose market value can be reliably determined, are remeasured to market value at each balance sheet date. Gains and losses on remeasurement are recognised in the Statement of comprehensive income for the period. Where market value cannot be reliably determined, such investments are stated at historic cost less impairment.

Investments in listed company shares are remeasured to market value at each balance sheet date. Gains and losses on remeasurement are recognised in profit or loss for the period.

STERLITE TECHNOLOGIES UK VENTURES LTD

NOTES TO THE FINANCIAL STATEMENTS FOR THE YEAR ENDED 31 MARCH 2024

2. Accounting policies (continued)

2.15 Stocks

Stocks are stated at the lower of cost and net realisable value, being the estimated selling price less costs to complete and sell. Cost is based on the cost of purchase on a weighted average basis. Work in progress and finished goods include labour and attributable overheads.

At each balance sheet date, stocks are assessed for impairment. If stock is impaired, the carrying amount is reduced to its selling price less costs to complete and sell. The impairment loss is recognised immediately in profit or loss.

2.16 Debtors

Short-term debtors are measured at transaction price, less any impairment. Loans receivable are measured initially at fair value, net of transaction costs, and are measured subsequently at amortised cost using the effective interest method, less any impairment.

2.17 Cash and cash equivalents

Cash is represented by cash in hand and deposits with financial institutions repayable without penalty on notice of not more than 24 hours. Cash equivalents are highly liquid investments that mature in no more than three months from the date of acquisition and that are readily convertible to known amounts of cash with insignificant risk of change in value.

2.18 Creditors

Short-term creditors are measured at the transaction price. Other financial liabilities, including bank loans, are measured initially at fair value, net of transaction costs, and are measured subsequently at amortised cost using the effective interest method.

2.19 Financial instruments

Basic financial assets

Basic financial assets, which include trade and other receivables, cash and bank balances, are initially measured at their transaction price including transaction costs and are subsequently carried at their amortised cost using the effective interest method, less any provision for impairment, unless the arrangement constitutes a financing transaction, where the transaction is measured at the present value of the future receipts discounted at a market rate of interest.

Discounting is omitted where the effect of discounting is immaterial. The Company's cash and cash equivalents, trade and most other receivables due with the operating cycle fall into this category of financial instruments.

STERLITE TECHNOLOGIES UK VENTURES LTD

NOTES TO THE FINANCIAL STATEMENTS FOR THE YEAR ENDED 31 MARCH 2024

3. Turnover

An analysis of turnover by class of business is as follows:

	2024 £	2023 £
Service charges	14,240,418	10,796,314
	<u>14,240,418</u>	<u>10,796,314</u>

All turnover arose within the United Kingdom.

4. Other operating income

	2024 £	2023 £
Recharge of sales and marketing costs	1,442,736	1,034,240
	<u>1,442,736</u>	<u>1,034,240</u>

5. Operating loss

The operating loss is stated after charging:

	2024 £	2023 £
Exchange differences	(51,471)	310,971
Other operating lease rentals	767,809	1,107,147
	<u>767,809</u>	<u>1,107,147</u>

6. Auditors' remuneration

During the year, the Company obtained the following services from the Company's auditors:

	2024 £	2023 £
Fees payable to the Company's auditors for the audit of the Company's financial statements	23,019	21,200
	<u>23,019</u>	<u>21,200</u>

The Company has taken advantage of the exemption not to disclose amounts paid for non-audit services as these are disclosed in the consolidated accounts of the parent Company.

f

STERLITE TECHNOLOGIES UK VENTURES LTD

NOTES TO THE FINANCIAL STATEMENTS FOR THE YEAR ENDED 31 MARCH 2024

7. Employees

Staff costs were as follows:

	2024 £	2023 £
Wages and salaries	7,850,530	8,481,857
Social security costs	833,094	891,678
Cost of defined contribution scheme	234,975	262,919
	<u>8,918,599</u>	<u>9,636,454</u>

The average monthly number of employees, including the directors, during the year was as follows:

	2024 No.	2023 No.
Administration and operational staff	<u>177</u>	<u>186</u>

8. Interest receivable

	2024 £	2023 £
Interest receivable from group companies	164,735	116,080
	<u>164,735</u>	<u>116,080</u>

9. Interest payable and similar expenses

	2024 £	2023 £
Loans from group undertakings	1,160,012	416,015
Other interest payable	50,291	-
	<u>1,210,303</u>	<u>416,015</u>

STERLITE TECHNOLOGIES UK VENTURES LTD

NOTES TO THE FINANCIAL STATEMENTS FOR THE YEAR ENDED 31 MARCH 2024

10. Taxation

	2024 £	2023 £
Total current tax	-	-
Deferred tax		
Origination and reversal of timing differences	(612,446)	(1,175,209)
Changes to tax rates	(545,183)	-
Adjustments in respect of prior periods	348,966	-
Total deferred tax	(808,663)	(1,175,209)
Tax on loss	(808,663)	(1,175,209)

Factors affecting tax charge for the year

The tax assessed for the year is lower than the standard rate of corporation tax in the UK of 25% (2023 - 19%). The differences are explained below:

	2024 £	2023 £
Loss on ordinary activities before tax	(3,105,765)	(6,497,271)
Loss on ordinary activities multiplied by standard rate of corporation tax in the UK of 25% (2023 - 19%)	(776,441)	(1,234,481)
Effects of:		
Fixed asset differences	-	10,565
Expenses not deductible for tax purposes, other than goodwill amortisation and impairment	137,975	2,960
Adjustments to tax charge in respect of prior periods - deferred tax	348,966	-
Remeasurement of deferred tax for changes in tax rates	(545,183)	-
Adjustment in respect of depreciation and capital allowances	27,530	-
Adjustment in respect of amortisation and impairment	540,612	-
Adjustments in respect of losses	(542,122)	-
Other differences leading to an increase (decrease) in the tax charge	-	45,747
Total tax charge for the year	(808,663)	(1,175,209)

Factors that may affect future tax charges

There were no factors that may affect future tax charges.

4

STERLITE TECHNOLOGIES UK VENTURES LTD

NOTES TO THE FINANCIAL STATEMENTS FOR THE YEAR ENDED 31 MARCH 2024

11. Exceptional items

	2024 £	2023 £
Provision for impairment in investment	2,116,773	-
HMRC penalty provision	147,000	-
	<u>2,263,773</u>	<u>-</u>

£2,116,773 relates to a full provision against the carrying amount of Sterlite Conduspar Industrial Ltda based on the director's assessment of expected future performance and likely return on investment.

£147,000 relates to a provision for a penalty issued by HMRC in connection with a disputed claim for R&D tax relief.

12. Intangible assets

	Goodwill £
Cost	
At 1 April 2023	240,000
At 31 March 2024	<u>240,000</u>
Amortisation	
At 1 April 2023	83,829
Charge for the year on owned assets	45,675
At 31 March 2024	<u>129,504</u>
Net book value	
At 31 March 2024	<u>110,496</u>
At 31 March 2023	<u>156,171</u>

STERLITE TECHNOLOGIES UK VENTURES LTD

NOTES TO THE FINANCIAL STATEMENTS FOR THE YEAR ENDED 31 MARCH 2024

13. Tangible fixed assets

	Plant and machinery £	Motor vehicles £	Fixtures and fittings £	Computer equipment £	Total £
Cost or valuation					
At 1 April 2023	219,194	114,356	40,220	152,888	526,658
Additions	-	-	-	4,665	4,665
Disposals	(2,247)	-	-	-	(2,247)
At 31 March 2024	<u>216,947</u>	<u>114,356</u>	<u>40,220</u>	<u>157,553</u>	<u>529,076</u>
Depreciation					
At 1 April 2023	186,030	43,316	22,290	106,263	357,899
Charge for the year on owned assets	22,272	53,003	14,965	27,570	117,810
Disposals	(801)	-	-	-	(801)
At 31 March 2024	<u>207,501</u>	<u>96,319</u>	<u>37,255</u>	<u>133,833</u>	<u>474,908</u>
Net book value					
At 31 March 2024	<u>9,446</u>	<u>18,037</u>	<u>2,965</u>	<u>23,720</u>	<u>54,168</u>
At 31 March 2023	<u>33,164</u>	<u>71,040</u>	<u>17,930</u>	<u>46,625</u>	<u>168,759</u>

STERLITE TECHNOLOGIES UK VENTURES LTD

NOTES TO THE FINANCIAL STATEMENTS FOR THE YEAR ENDED 31 MARCH 2024

14. Fixed asset investments

	Investments in subsidiary companies £
Cost or valuation	
At 1 April 2023	2,116,773
At 31 March 2024	2,116,773
Impairment	
Charge for the period	2,116,773
At 31 March 2024	2,116,773
Net book value	
At 31 March 2024	-
At 31 March 2023	2,116,773

15. Stocks

	2024 £	2023 £
Raw materials and consumables	433,708	623,311
	433,708	623,311

16. Debtors

	2024 £	2023 £
Due after more than one year		
Amounts owed by group undertakings	-	2,729,266
Deferred tax asset	2,884,040	2,075,378
	2,884,040	4,804,644

The above deferred tax asset of £2,851,818 represents the tax assets recognised on the tax losses incurred by the Company. The management has assessed the expected performance of the Company, and the likelihood of improved results leading to the realisation of the deferred tax benefit.

STERLITE TECHNOLOGIES UK VENTURES LTD

NOTES TO THE FINANCIAL STATEMENTS FOR THE YEAR ENDED 31 MARCH 2024

16. Debtors (continued)

	2024 £	2023 £
Due within one year		
Trade debtors	1,854,982	705,636
Amounts owed by group undertakings	6,112,038	-
Other debtors	46,248	756,950
Prepayments and accrued income	2,324,589	3,931,879
	<u>10,337,857</u>	<u>5,394,465</u>

Trade debtors include an amount of £346,167 receivable from Clearcomm Group Limited, which is a related party to the company.

17. Cash and cash equivalents

	2024 £	2023 £
Cash at bank and in hand	654,916	165,682
	<u>654,916</u>	<u>165,682</u>

18. Creditors: Amounts falling due within one year

	2024 £	2023 £
Trade creditors	1,575,651	1,148,621
Amounts owed to group undertakings	22,159,852	-
Other taxation and social security	958,500	709,252
Other creditors	439,573	858,970
Accruals and deferred income	1,034,318	1,008,671
	<u>26,167,894</u>	<u>3,725,514</u>

Trade creditors includes an amount of £486,941 payable to Clearcomm Group Limited and £872,338 payable to Sterlite Technologies Limited, which are both related parties.

STERLITE TECHNOLOGIES UK VENTURES LTD

NOTES TO THE FINANCIAL STATEMENTS FOR THE YEAR ENDED 31 MARCH 2024

19. Creditors: Amounts falling due after more than one year

	2024 £	2023 £
Amounts owed to group undertakings	-	19,099,898
	<u>-</u>	<u>19,099,898</u>
	<u>-</u>	<u>19,099,898</u>

20. Deferred taxation

	2024 £
At beginning of year	2,075,378
Charged to other comprehensive income	808,662
At end of year	<u>2,884,040</u>

The deferred tax asset is made up as follows:

	2024 £	2023 £
Origination and reversal of timing differences	(31,666)	(49,575)
Losses and other deductions	2,915,706	2,124,953
	<u>2,884,040</u>	<u>2,075,378</u>

21. Share capital

	2024 £	2023 £
Allotted, called up and fully paid		
3,150 (2023 - 3,150) Ordinary shares of £1.00 each	3,150	3,150
	<u>3,150</u>	<u>3,150</u>

22. Reserves

Profit and loss account

This reserve records retained earnings and accumulated losses.

STERLITE TECHNOLOGIES UK VENTURES LTD

NOTES TO THE FINANCIAL STATEMENTS FOR THE YEAR ENDED 31 MARCH 2024

23. Pension commitments

The company operates a defined contribution scheme for certain employees.

As at 31 March 2024 there were £20,619 of accrued pension contributions (2023: £37,478).

24. Controlling party

The ultimate controlling party and ultimate and immediate parent company is Sterlite Technologies Ltd, a company registered in E-1 MIDC Industrial Area, Waluj, Aurangabad Maharashtra - 431136, India.

The company is wholly-owned subsidiary of Sterlite Technologies Limited a company incorporated in India.


The group accounts and copies of these can be obtained from the companies website www.stl.tech.



STL TECH SOLUTION LIMITED
BALANCE SHEET AS AT MARCH 31, 2024
(All amounts are in GBP, unless otherwise stated)

	GBP	GBP
	<u>March 31, 2024</u>	<u>March 31, 2023</u>
ASSETS		
Non-current assets		
Property, plant and equipment	-	-
Capital work-in progress	-	-
Financial assets		
(i) Investments	5,000	-
Other non-current assets	-	-
Total Non-current assets	<u>5,000</u>	<u>-</u>
Current assets		
Inventories	-	-
Financial assets		
(i) Trade receivables	-	-
(ii) Cash and cash equivalents	26,759	1,85,976
Other current assets	3,21,850	87,751
Total Current assets	<u>3,48,609</u>	<u>2,73,726</u>
Total Assets	<u>3,53,609</u>	<u>2,73,726</u>
EQUITY AND LIABILITIES		
Equity		
Equity share capital	4,00,000	4,00,000
Other Equity	(4,24,240)	(4,06,123)
Total Equity	<u>(24,240)</u>	<u>(6,123)</u>
Non current liabilities		
Financial Liabilities		
(i) Borrowings	2,84,849	2,79,849
(ii) Other Financial Liabilities	-	-
Total Non-current liabilities	<u>2,84,849</u>	<u>2,79,849</u>
Current liabilities		
Financial liabilities		
(i) Trade payables		
(a) total outstanding dues of micro and small enterprises	-	-
(b) total outstanding dues other than (iii) (a) above	93,000	-
Other current liabilities	-	-
Total Current Liabilities	<u>93,000</u>	<u>-</u>
Total Liabilities	<u>3,77,849</u>	<u>2,79,849</u>
Total Equity and Liabilities	<u>3,53,609</u>	<u>2,73,726</u>

**For and on behalf of the board of directors of
STL Tech Solutions Limited**



Rahul Puri
Director

STL TECH SOLUTION LIMITED**STATEMENT OF PROFIT AND LOSS FOR THE YEAR ENDED MARCH 31, 2024**

(All amounts are in GBP, unless otherwise stated)

	GBP Year ended March 31, 2024	GBP Year ended March 31, 2023
INCOME		
Revenue from operations	-	-
Other income	-	-
Total Income (I)	-	-
EXPENSES		
Cost of raw material consumed	(1)	1,423
Changes in inventories of work-in-progress and finished goods	-	-
Employee benefit expense	-	2,36,559
Other expenses	17,250	1,66,619
Total Expense (II)	17,249	4,04,601
Earnings before exceptional item, interest, tax, depreciation and amortisation (EBITDA) (I) - (II)	(17,249)	(4,04,601)
Depreciation and Amortisation Expense	-	-
Finance costs	868	1,522
Profit before tax	(18,117)	(4,06,123)
Tax expense:		
Current tax	-	-
Deferred tax	-	-
Total tax expenses	-	-
Profit for the year	(18,117)	(4,06,123)

For and on behalf of the board of directors of
STL Tech Solutions Limited

Rahul Puri
Director

Elitecore Technologies Sdn Bhd

Balance Sheet as at 31 st March 2024	Amount in RM (000's)	
	March 31, 2024	March 31, 2023
ASSETS		
Non-current assets		
Property, Plant and Equipment	-	-
Total Non-Current assets	-	-
Deferred Tax Assets	-	74.00
Current assets		
i) Trade receivables	-	-
ii) Cash and cash equivalents	343.98	11,379.95
iii) Other Current Financial Assets	-	-
Other current assets	52.91	50.29
Total current assets	396.89	11,430.24
Total Assets	396.89	11,504.24
EQUITY AND LIABILITIES		
Equity		
Equity share capital	0.20	0.10
Other Equity	(1,663.83)	9,930.62
Total Equity	(1,663.63)	9,930.72
Liabilities		
Non-current liabilities		
Financial Liabilities		
i) Borrowings	791.74	389.19
ii) Other financial liabilities	-	-
Employee benefit obligations	-	-
	791.74	389.19
Deferred Tax Liabilities	272.56	-
Current liabilities		
i) Trade payables	2.27	-
ii) Other financial liabilities	-	-
Other current liabilities	79.79	176.02
Employee benefit obligations	-	-
Provision for Income Tax (Net)	914.16	1,008.31
Total current liabilities	996.22	1,184.33
Total Equity and Liabilities	396.89	11,504.24





Elitecore Technologies Sdn Bhd

Profit and Loss Account for the year ended 31st March 2024

ELITECORE TECHNOLOGIES SDN BHD. (1152215-W)
 Level 2, No 11, Jalan PJU 1A/41B,
 NZX Commercial Centre,
 Ara Jaya, 47301 Petaling Jaya,
 Selangor, Malaysia
 SST Regi. No. B16-1811-32100009 www.elitecore.com

	Amount in RM (000's)	
	March 31, 2024	March 31, 2023
INCOME		
Revenue from operations	511.85	6,006.83
Other Income	-	5,826.89
Total Income (I)	511.85	11,833.72
EXPENSES		
Employee benefits expense	99.97	104.37
Other expenses	754.36	4,100.79
Total Expense (II)	854.33	4,205.16
Earnings before interest, tax, depreciation and amortisation (EBITDA) (I) - (II)	(342.48)	7,628.56
Depreciation and amortisation expense	-	-
Finance costs	0.63	-
Profit before tax	(343.10)	7,628.56
Tax expense		
Current tax	1,056.02	1,828.45
Deferred tax	-	-
Total tax expenses	1,056.02	1,828.45
Profit / (loss) for the year	(1,399.12)	5,800.11
Other comprehensive income for the year, net of tax	(1,399.12)	5,800.11
Other comprehensive income not to be reclassified to profit or loss in subsequent period	-	-
Total comprehensive income	(1,399.12)	5,800.11



Registered number: 13370973

STL UK HOLDCO LIMITED

DIRECTORS' REPORT AND FINANCIAL STATEMENTS

FOR THE YEAR ENDED 31 MARCH 2024

STL UK HOLDCO LIMITED

CONTENTS

	Page
Company information	1
Directors' report	2 - 3
Independent auditors' report	4 - 7
Income statement	8
Statement of comprehensive income	9
Balance sheet	10
Statement of changes in equity	11 - 12
Notes to the financial statements	13 - 19
The following pages do not form part of the statutory financial statements:	
Detailed profit and loss account and summaries	20 - 21

STL UK HOLDCO LIMITED

COMPANY INFORMATION

Directors	Gopal Chandra Rastogi (appointed 31 August 2023) Praveen Cherian (appointed 1 August 2022) Pankaj Suresh Kumar Aggarwal (appointed 3 May 2021, resigned 31 August 2023)
Registered number	13370973
Registered office	Apex House Grand Arcade, Tally Ho Corner London, England N12 0EH
Auditors	Focus Somar Audit and Tax Accountants Limited Statutory Auditors & Chartered Certified Accountants Apex House Grand Arcade North Finchley London N12 0EH

STL UK HOLDCO LIMITED

DIRECTORS' REPORT FOR THE YEAR ENDED 31 MARCH 2024

The Directors present their report and the financial statements of the company for the year ended 31 March 2024.

1. INCORPORATION

The company was incorporated on 3 May 2021.

2. PRINCIPAL ACTIVITY

The principal activity of the company in the period under review was that of an investment holding company.

3. REVIEW OF BUSINESS

On 27th July 2021, the company acquired a 80% stake in Clearcomm Group Limited, a company incorporated in England and involved in the telecommunications sector.

The company made a loss of £703,363 (2023:£398,103) in the reporting period. However, the directors are satisfied that the investment in Clearcomm Group Limited will produce returns that will enable the company to recoup the loss suffered.

DIRECTORS' RESPONSIBILITY STATEMENT

The Directors are responsible for preparing the Directors' report and the financial statements of the company in accordance with applicable law and regulations.

Company law requires the Directors to prepare financial statements of the company for each financial year. Under that law the Directors have elected to prepare the financial statements of the company in accordance with applicable law and United Kingdom Accounting Standards (United Kingdom Generally Accepted Accounting Practice), including Financial Reporting Standard 102 'The Financial Reporting Standard applicable in the UK and Republic of Ireland'. Under company law the Directors must not approve the financial statements of the company unless they are satisfied that they give a true and fair view of the state of affairs of the Company and of the profit or loss of the Company for that period.

In preparing these financial statements of the company, the Directors are required to:

- select suitable accounting policies for the Company's financial statements and then apply them consistently;
- make judgments and accounting estimates that are reasonable and prudent;
- state whether applicable UK Accounting Standards have been followed, subject to any material departures disclosed and explained in the financial statements;
- prepare the financial statements of the company on the going concern basis unless it is inappropriate to presume that the Company will continue in business.

The Directors are responsible for keeping adequate accounting records that are sufficient to show and explain the Company's transactions and disclose with reasonable accuracy at any time the financial position of the Company and to enable them to ensure that the financial statements of the company comply with the Companies Act 2006. They are also responsible for safeguarding the assets of the Company and hence for taking reasonable steps for the prevention and detection of fraud and other irregularities.

STL UK HOLDCO LIMITED

**DIRECTORS' REPORT (CONTINUED)
FOR THE YEAR ENDED 31 MARCH 2024**

Directors

The Directors who served during the year were:

Gopal Chandra Rastogi (appointed 31 August 2023)

Praveen Cherian (appointed 1 August 2022)

Pankaj Suresh Kumar Aggarwal (appointed 3 May 2021, resigned 31 August 2023)

Both the directors, being eligible, offer themselves for election at the forthcoming first Annual General Meeting.

STATEMENT AS TO DISCLOSURE OF INFORMATION TO AUDITORS

Each of the persons who are Directors at the time when this Directors' report is approved has confirmed that:

- so far as each Director is aware, there is no relevant audit information (as defined by Section 418 of the Companies Act 2006) of which the Company's auditors are unaware, and
- each Director has taken all the steps that ought to have been taken as a Director in order to be aware of any relevant audit information and to establish that the Company's auditors are aware of that information.

AUDITORS

The auditors, Focus Somar Audit and Tax Accountants, will be proposed for re-appointment at the forthcoming Annual General Meeting. This report has been prepared in accordance with the provisions of Part 15 of the Companies Act 2006 relating to small companies.

This report was approved by the board on 2 July 2024 and signed on its behalf.



Gopal Chandra Rastogi
Director

STL UK HOLDCO LIMITED

INDEPENDENT AUDITORS' REPORT TO THE MEMBERS OF STL UK HOLDCO LIMITED

Opinion

We have audited the financial statements of STL UK Holdco Limited (the 'Company') for the year ended 31 March 2024, which comprise the Income statement, the Statement of comprehensive income, the Balance sheet, the Statement of changes in equity and the related notes, including a summary of significant accounting policies. The financial reporting framework that has been applied in their preparation is applicable law and United Kingdom Accounting Standards, including Financial Reporting Standard 102 'The Financial Reporting Standard applicable in the UK and Republic of Ireland' (United Kingdom Generally Accepted Accounting Practice).

In our opinion the financial statements:

- give a true and fair view of the state of the Company's affairs as at 31 March 2024 and of its loss for the year then ended;
- have been properly prepared in accordance with United Kingdom Generally Accepted Accounting Practice; and
- have been prepared in accordance with the requirements of the Companies Act 2006.

Basis for opinion

We conducted our audit in accordance with International Standards on Auditing (UK) (ISAs (UK)) and applicable law. Our responsibilities under those standards are further described in the Auditors' responsibilities for the audit of the financial statements section of our report. We are independent of the Company in accordance with the ethical requirements that are relevant to our audit of the financial statements in the United Kingdom, including the Financial Reporting Council's Ethical Standard and we have fulfilled our other ethical responsibilities in accordance with these requirements. We believe that the audit evidence we have obtained is sufficient and appropriate to provide a basis for our opinion.

Conclusions relating to going concern

In auditing the financial statements, we have concluded that the Directors' use of the going concern basis of accounting in the preparation of the financial statements is appropriate.

Based on the work we have performed, we have not identified any material uncertainties relating to events or conditions that, individually or collectively, may cast significant doubt on the Company's ability to continue as a going concern for a period of at least twelve months from when the financial statements are authorised for issue.

Our responsibilities and the responsibilities of the directors with respect to going concern are described in the relevant sections of this report.

STL UK HOLDCO LIMITED

INDEPENDENT AUDITORS' REPORT TO THE MEMBERS OF STL UK HOLDCO LIMITED (CONTINUED)

Other information

The other information comprises the information included in the Annual Report other than the financial statements and our Auditors' report thereon. The directors are responsible for the other information contained within the Annual Report. Our opinion on the financial statements does not cover the other information and, except to the extent otherwise explicitly stated in our report, we do not express any form of assurance conclusion thereon. Our responsibility is to read the other information and, in doing so, consider whether the other information is materially inconsistent with the financial statements or our knowledge obtained in the course of the audit, or otherwise appears to be materially misstated. If we identify such material inconsistencies or apparent material misstatements, we are required to determine whether this gives rise to a material misstatement in the financial statements themselves. If, based on the work we have performed, we conclude that there is a material misstatement of this other information, we are required to report that fact.

We have nothing to report in this regard.

Opinion on other matters prescribed by the Companies Act 2006

In our opinion, based on the work undertaken in the course of the audit:

- the information given in the Directors' report for the financial year for which the financial statements are prepared is consistent with the financial statements; and
- the Directors' report has been prepared in accordance with applicable legal requirements.

Matters on which we are required to report by exception

In the light of the knowledge and understanding of the Company and its environment obtained in the course of the audit, we have not identified material misstatements in the Directors' report.

We have nothing to report in respect of the following matters in relation to which the Companies Act 2006 requires us to report to you if, in our opinion:

- adequate accounting records have not been kept, or returns adequate for our audit have not been received from branches not visited by us; or
- the financial statements are not in agreement with the accounting records and returns; or
- certain disclosures of directors' remuneration specified by law are not made; or
- we have not received all the information and explanations we require for our audit.

Responsibilities of directors

As explained more fully in the Directors' responsibilities statement set out on page 2, the directors are responsible for the preparation of the financial statements and for being satisfied that they give a true and fair view, and for such internal control as the directors determine is necessary to enable the preparation of financial statements that are free from material misstatement, whether due to fraud or error.

In preparing the financial statements, the directors are responsible for assessing the Company's ability to continue as a going concern, disclosing, as applicable, matters related to going concern and using the going concern basis of accounting unless the directors either intend to liquidate the Company or to cease operations, or have no realistic alternative but to do so.

STL UK HOLDCO LIMITED

INDEPENDENT AUDITORS' REPORT TO THE MEMBERS OF STL UK HOLDCO LIMITED (CONTINUED)

Auditors' responsibilities for the audit of the financial statements

Our objectives are to obtain reasonable assurance about whether the financial statements as a whole are free from material misstatement, whether due to fraud or error, and to issue an Auditors' report that includes our opinion. Reasonable assurance is a high level of assurance, but is not a guarantee that an audit conducted in accordance with ISAs (UK) will always detect a material misstatement when it exists. Misstatements can arise from fraud or error and are considered material if, individually or in the aggregate, they could reasonably be expected to influence the economic decisions of users taken on the basis of these financial statements.

The extent to which our procedures are capable of detecting irregularities, including fraud is detailed below:

Irregularities, including fraud, are instances of non-compliance with laws and regulations. We design procedures in line with our responsibilities, outlined above, to detect material misstatements in respect of irregularities, including fraud. The extent to which our procedures are capable of detecting irregularities, including fraud is detailed below:

- Enquiries of management, concerning the company's policies and procedures relating to:
 - Identifying, evaluating and complying with laws and regulations and whether they were aware of any instances of non-compliance
 - Detecting and responding to the risks of fraud and whether they have knowledge of any actual, suspected or alleged fraud
- Discussions among the engagement team regarding how and where fraud might occur in the financial statements and any potential indicators of fraud.

In common with all audits under ISAs (UK), we are also required to perform specific procedures to respond to the risk of management override.

- Performed analytical procedures to identify any unusual relationships
- Tested journal entries to identify unusual transactions

We also obtained an understanding of the legal and regulatory frameworks that the company operates in.

As a result of performing the above, we did not identify any key audit matters related to the potential risk of fraud or non-compliance.


A further description of our responsibilities for the audit of the financial statements is located on the Financial Reporting Council's website at: www.frc.org.uk/auditorsresponsibilities. This description forms part of our Auditors' report.

STL UK HOLDCO LIMITED

INDEPENDENT AUDITORS' REPORT TO THE MEMBERS OF STL UK HOLDCO LIMITED (CONTINUED)

Use of our report

This report is made solely to the company's members, as a body, in accordance with Chapter 3 of Part 16 of the Companies Act 2006. Our audit work has been undertaken so that we might state to the company's members those matters we are required to state to them in a Report of the Auditors and for no other purpose. To the fullest extent permitted by law, we do not accept or assume responsibility to anyone other than the company and the company's members as a body, for our audit work, for this report, or for the opinions we have formed.



Krishna Prasad Dahal (Senior statutory auditor)

for and on behalf of

Focus Somar Audit and Tax Accountants Limited

Statutory Auditors

Chartered Certified Accountants

Apex House
Grand Arcade
North Finchley
London
N12 0EH

2 July 2024

STL UK HOLDCO LIMITED

**INCOME STATEMENT
FOR THE YEAR ENDED 31 MARCH 2024**

	Note	2024 £	2023 £
Administrative expenses		(8,254)	(18,993)
Operating loss		(8,254)	(18,993)
Interest receivable and similar income		72,932	70,645
Interest payable and similar expenses	7	(893,679)	(515,776)
Loss before tax		(829,001)	(464,124)
Tax on loss	8	125,638	66,021
Loss for the financial year		(703,363)	(398,103)

The notes on pages 13 to 19 form part of these financial statements.

STL UK HOLDCO LIMITED

STATEMENT OF COMPREHENSIVE INCOME
FOR THE YEAR ENDED 31 MARCH 2024

	Note	2024 £	2023 £
Loss for the financial year		(703,363)	(398,103)
Other comprehensive income			
Total comprehensive income for the year		(703,363)	(398,103)

The notes on pages 13 to 19 form part of these financial statements.

STL UK HOLDCO LIMITED
REGISTERED NUMBER: 13370973

BALANCE SHEET
AS AT 31 MARCH 2024

	Note	2024 £	2023 £
Fixed assets			
Investments	9	10,724,471	10,724,471
		<u>10,724,471</u>	<u>10,724,471</u>
Current assets			
Debtors	10	2,126,056	2,078,256
Cash at bank and in hand		1,841	582
		<u>2,127,897</u>	<u>2,078,838</u>
Creditors: amounts falling due within one year	11	(3,881,757)	(3,320,075)
Net current liabilities		<u>(1,753,860)</u>	<u>(1,241,237)</u>
Total assets less current liabilities		<u>8,970,611</u>	<u>9,483,234</u>
Creditors: amounts falling due after more than one year	12	(7,838,518)	(7,647,778)
Net assets		<u><u>1,132,093</u></u>	<u><u>1,835,456</u></u>
Capital and reserves			
Called up share capital	16	2,500,000	2,500,000
Profit and loss account		(1,367,907)	(664,544)
		<u><u>1,132,093</u></u>	<u><u>1,835,456</u></u>

The financial statements were approved and authorised for issue by the board and were signed on its behalf on 2 July 2024.

Gopal Chandra Rastogi
Director

The notes on pages 13 to 19 form part of these financial statements.

STL UK HOLDCO LIMITED

**STATEMENT OF CHANGES IN EQUITY
FOR THE YEAR ENDED 31 MARCH 2024**

	Called up share capital £	Profit and loss account £	Total equity £
At 1 April 2023	2,500,000	(664,544)	1,835,456
Comprehensive income for the year			
Loss for the year	-	(703,363)	(703,363)
Total comprehensive income for the year	<u>-</u>	<u>(703,363)</u>	<u>(703,363)</u>
At 31 March 2024	<u>2,500,000</u>	<u>(1,367,907)</u>	<u>1,132,093</u>

The notes on pages 13 to 19 form part of these financial statements.

STL UK HOLDCO LIMITED

**STATEMENT OF CHANGES IN EQUITY
FOR THE YEAR ENDED 31 MARCH 2023**

	Called up share capital	Profit and loss account	Total equity
	£	£	£
At 1 April 2022	2,500,000	(266,441)	2,233,559
Comprehensive income for the year			
Loss for the year	-	(398,103)	(398,103)
Total comprehensive income for the year	-	(398,103)	(398,103)
At 31 March 2023	2,500,000	(664,544)	1,835,456

The notes on pages 13 to 19 form part of these financial statements.

STL UK HOLDCO LIMITED

NOTES TO THE FINANCIAL STATEMENTS FOR THE YEAR ENDED 31 MARCH 2024

4. STATUTORY INFORMATION

STL UK Holdco Limited is a private company, limited by shares, registered in England and Wales. The company's registered number and registered office address can be found on the Company Information page.

5. ACCOUNTING POLICIES

5.1 Basis of preparation of financial statements

The financial statements have been prepared under the historical cost convention unless otherwise specified within these accounting policies and in accordance with Financial Reporting Standard 102, the Financial Reporting Standard applicable in the UK and the Republic of Ireland and the Companies Act 2006.

The preparation of financial statements in compliance with FRS 102 requires the use of certain critical accounting estimates. It also requires management to exercise judgment in applying the Company's accounting policies.

The following principal accounting policies have been applied:

5.2 Going concern

The operating expenses of the company is supported by its group company.

The directors have prepared a cashflow forecast of the Company for at least 12 months from the date of approval of these financial statements. The Company has obtained a letter of support from the parent company to confirm their intention to provide support to STL UK Holdco Limited for a period of at least 12 months from the date of approval of these Financial Statements.

The Director has concluded that the combination of the cashflow forecasts for the 12 month period from date of approval of the financial statement, and the ongoing support as provided by the parent company, provides reasonable certainty that the company has adequate working capital resources to continue in operational existence for the foreseeable future and for these reasons continue to adopt the going concern basis of accounting in preparing these Financial Statements.

5.3 Financial Reporting Standard 102 - reduced disclosure exemptions

The Company has taken advantage of the following disclosure exemptions in preparing these financial statements, as permitted by the FRS 102 "The Financial Reporting Standard applicable in the UK and Republic of Ireland":

- the requirements of Section 7 Statement of Cash Flows;
- the requirements of Section 3 Financial Statement Presentation paragraph 3.17(d).

This information is included in the consolidated financial statements of Sterlite Technologies Limited incorporated in India as at 31.03.2024 and these financial statements may be obtained from the companies website www.stl.tech.

STL UK HOLDCO LIMITED

NOTES TO THE FINANCIAL STATEMENTS FOR THE YEAR ENDED 31 MARCH 2024

5. ACCOUNTING POLICIES (continued)

5.4 Exemption from preparing consolidated financial statements

The financial statements contain information about STL UK HoldCo Limited as an individual company and do not contain consolidated financial information as the parent of a group. The company is exempt under Section 400 of the Companies Act 2006 from the requirements to prepare consolidated financial statements as it and its subsidiary undertaking are included by full consolidation in the consolidated financial statements of its parent, Sterlite Technologies Limited, India, EI, MIDC Industrial Area, Waluj, Aurangabad, Maharashtra.

5.5 Related party exemption

The company has taken advantage of exemption, under the terms of Financial Reporting Standard 102 'The Financial Reporting Standard applicable in the UK and Republic of Ireland', not to disclose related party transactions with wholly owned subsidiaries within the group.

5.6 Key sources of estimation uncertainty and judgements

The preparation of financial statements in conformity with generally accepted accounting practice requires management to make estimates and judgement that affect the reported amounts of assets and liabilities as well as the disclosure of contingent assets and liabilities at the balance sheet date and the reported amounts of revenues and expenses during the reported period.

5.7 Investments in subsidiaries

Investments in subsidiary undertakings are recognised at cost.

5.8 Finance costs

Finance costs are charged to profit or loss over the term of the debt using the effective interest method so that the amount charged is at a constant rate on the carrying amount. Issue costs are initially recognised as a reduction in the proceeds of the associated capital instrument.

5.9 Financial instruments

Financial assets and financial liabilities are recognised in the balance sheet when the company becomes a party to the contractual provisions of the instrument.

Trade and other debtors and creditors are classified as basic financial instruments and measured at initial recognition at transaction price. Debtors and creditors are subsequently measured at amortised cost using the effective interest rate method. A provision is established when there is objective evidence that the company will not be able to collect all amounts due.

Cash and cash equivalents are classified as basic financial instruments and comprise cash in hand and at bank and bank overdrafts which are an integral part of the company's cash management.

Financial liabilities and equity instruments issued by the company are classified in accordance with the substance of the contractual arrangements entered into and the definitions of a financial liability and an equity instrument. An equity instrument is any contract that evidences a residual interest in assets of the company after deducting all of its liabilities. Equity instruments issued by the company are recorded at the proceeds received, net of direct issue costs.

STL UK HOLDCO LIMITED

NOTES TO THE FINANCIAL STATEMENTS
FOR THE YEAR ENDED 31 MARCH 2024

5. ACCOUNTING POLICIES (continued)

5.10 Current and deferred taxation

Taxation

The tax expense for the year comprises current and deferred tax. Tax is recognised in profit or loss except to the extent that it relates to items recognised in other comprehensive income or directly in equity.

Current or deferred taxation assets and liabilities are not discounted.

Current tax is recognised at the amount of tax payable using the tax rates and laws that have been enacted or substantively enacted by the balance sheet date.

Deferred tax

Deferred tax is recognised in respect of all timing differences that have originated but not reversed at the balance sheet date.

Timing differences arise from the inclusion of income and expenses in tax assessments in periods different from those in which they are recognised in financial statements. Deferred tax is measured using tax rates and laws that have been enacted or substantively enacted by the period end and that are expected to apply to the reversal of the timing difference.

Unrelieved tax losses and other deferred tax assets are recognised only to the extent that it is probable that they will be recovered against the reversal of deferred tax liabilities or other future taxable profits.

6. Employees

The average monthly number of employees, including the Directors, during the year was as follows:

	2024 No.	2023 No.
Average number of employees	2	2

7. INTEREST PAYABLE AND SIMILAR EXPENSES

	2024 £	2023 £
Bank loan interest expense	674,888	464,041
Other loan interest expense	218,791	51,735
	893,679	515,776

STL UK HOLDCO LIMITED

**NOTES TO THE FINANCIAL STATEMENTS
FOR THE YEAR ENDED 31 MARCH 2024**

8. Taxation

	2024 £	2023 £
Total current tax	<u>-</u>	<u>-</u>
Deferred tax		
Origination and reversal of timing differences	(125,638)	(66,021)
Total deferred tax	<u>(125,638)</u>	<u>(66,021)</u>
Taxation on loss on ordinary activities	<u>(125,638)</u>	<u>(66,021)</u>

Factors affecting tax charge for the year

The tax assessed for the year is higher than (2023 - *higher than*) the standard rate of corporation tax in the UK of 25% (2023 - 19%). The differences are explained below:

	2024 £	2023 £
Loss on ordinary activities before tax	<u>(829,001)</u>	<u>(464,124)</u>
Loss on ordinary activities multiplied by standard rate of corporation tax in the UK of 25% (2023 - 19%)	(207,250)	(88,184)
Effects of:		
Short-term timing difference leading to an increase (decrease) in taxation	(125,638)	(66,021)
Other timing differences leading to an increase (decrease) in taxation	207,250	88,184
Total tax charge for the year	<u>(125,638)</u>	<u>(66,021)</u>

Factors that may affect future tax charges

The trading loss carried forward is approx £1.5 million, which is available to set off future taxable profits.

The company has made projection for the profit for the next 5 years and has expected to generate taxable profit amounting to £1 million (approx). The deferred tax asset is amounting to £249,710 for the year has been recognised on cumulative trading losses carried forward only to the extend of availability of the future profit against which the company can off-set its trading losses carried forward, which is given in note 10 below.

STL UK HOLDCO LIMITED

**NOTES TO THE FINANCIAL STATEMENTS
FOR THE YEAR ENDED 31 MARCH 2024**

9. FIXED ASSETS INVESTMENTS

	Investments in subsidiary companies £
Cost or valuation	
At 1 April 2023	10,724,471
At 31 March 2024	10,724,471
Net book value	
At 31 March 2024	10,724,471

The company holds 896 A Ordinary shares in Clearcomm Group Limited, a company incorporated in England. This represents an 80% holding in the subsidiary.

10. DEBTORS

	2024 £	2023 £
Amounts falling due after more than one year:		
Amounts owed by group undertakings	1,876,346	1,954,184
Amounts falling due within one year:		
Deferred taxation	249,710	124,072
Aggregate Amounts	2,126,056	2,078,256

11. CREDITORS: AMOUNTS FALLING DUE WITHIN ONE YEAR

	2024 £	2023 £
Bank loans	301,482	1,602,222
Amounts owed to related parties	3,123,703	1,482,197
Other creditors	456,572	235,656
	3,881,757	3,320,075

STL UK HOLDCO LIMITED

**NOTES TO THE FINANCIAL STATEMENTS
FOR THE YEAR ENDED 31 MARCH 2024**

12. CREDITORS: AMOUNTS FALLING DUE AFTER MORE THAN ONE YEAR

	2024 £	2023 £
Bank loans	7,838,518	7,647,778
	<u>7,838,518</u>	<u>7,647,778</u>

13. LOANS

Analysis of the maturity of loans is given below:

	2024 £	2023 £
Amounts falling due within one year or on demand		
Bank loans	301,482	1,602,222
Amounts falling due after more than 5 years		
Bank loans	7,838,518	7,647,778
Aggregate	<u>8,140,000</u>	<u>9,250,000</u>

The bank loan from Exim Bank of India has a term of 7 years and interest is charged and payable quarterly at SONIA+280 bps per annum. The loan is to be repaid in 11 structured half yearly installments commencing from 30th July 2023.

14. SECURED DEBTS

The following secured debts are included within creditors:

Bank loans £8,140,000 (2023: £9,250,000)

The bank has received unconditional and irrevocable corporate guarantees from Sterlite Technologies Limited (parent of STL Holdco UK Limited) and Clearcomm Group (subsidiary of STL Holdco UK Limited).

The bank also has a first charge over the entire current assets of Clearcomm Group Limited and pledge of shares held by STL UK Holdco Limited in Clearcomm Group Limited.

STL UK HOLDCO LIMITED

**NOTES TO THE FINANCIAL STATEMENTS
FOR THE YEAR ENDED 31 MARCH 2024**

15. DEFERRED TAXATION

	2024 £
At beginning of year	124,072
Charged to profit or loss	125,638
At end of year	249,710

The deferred tax asset is made up as follows:

	2024 £	2023 £
Tax losses carried forward	249,710	124,072
	249,710	124,072

16. CALLED UP SHARE CAPITAL

	2024 £	2023 £
Allotted, issued and fully paid		
2,500,000 (2023 - 2,500,000) Ordinary shares of £1 each	2,500,000	2,500,000

2,500,000 Ordinary shares of £1 each were allotted and fully paid for cash at par during the period.

17. ULTIMATE CONTROLLING PARTY

The company is wholly-owned subsidiary of Sterlite Technologies Limited, a company incorporated in India, which is ultimate parent company. The group accounts and copies of these can be obtained from the company's website www.stl.tech.

Ultimate controlling party is Mr Anil Agarwal, a resident in India.

STL UK HOLDCO LIMITED

DETAILED PROFIT AND LOSS ACCOUNT
FOR THE YEAR ENDED 31 MARCH 2024

	Note	2024 £	2023 £
		<u> </u>	<u> </u>
Gross profit		-	-
Gross profit %		0.0 %	0.0 %
Less: overheads			
Administration expenses		(8,254)	(18,993)
Operating loss		<u>(8,254)</u>	<u>(18,993)</u>
Interest receivable and similar income		72,932	70,645
Interest payable and similar expenses		(893,679)	(515,776)
Tax on loss on ordinary activities		125,638	66,021
Loss for the year		<u>(703,363)</u>	<u>(398,103)</u>

STL UK HOLDCO LIMITED

SCHEDULE TO THE DETAILED ACCOUNTS
FOR THE YEAR ENDED 31 MARCH 2024

	2024 £	2023 £
Interest payable and similar expenses		
Bank loan interest expense	674,888	464,041
Other loan interest expense	218,791	51,735
	<u>893,679</u>	<u>515,776</u>
	2024 £	2023 £
Administration expenses		
Legal and professional	1,000	11,175
Auditors' remuneration	6,000	6,000
Bank charges	1,254	1,818
	<u>8,254</u>	<u>18,993</u>
	2024 £	2023 £
Interest receivable and similar income		
Interest receivable and similar income	72,932	70,645
	<u>72,932</u>	<u>70,645</u>

Company registration number: 14272489

DIRECTORS' REPORT AND
FINANCIAL STATEMENTS
FOR THE PERIOD ENDED
31 MARCH 2024

STL DIGITAL UK LIMITED

MENZIES
BRIGHTER THINKING

STL DIGITAL UK LIMITED

COMPANY INFORMATION

Directors	Rahul Puri Raman Venkatraman
Registered number	14272489
Registered office	Lynton House 7-12 Tavistock Square London WC1H 9LT
Independent auditors	Menzies LLP Chartered Accountants & Statutory Auditor Lynton House 7-12 Tavistock Square London WC1H 9LT

STL DIGITAL UK LIMITED

CONTENTS

	Page
Directors' report	1 - 2
Independent auditors' report	3 - 6
Statement of income and retained earnings	7
Balance sheet	8
Notes to the financial statements	9 - 12
The following pages do not form part of the statutory financial statements:	
Detailed profit and loss account and summaries	13 - 14

STL DIGITAL UK LIMITED

DIRECTORS' REPORT FOR THE PERIOD ENDED 31 MARCH 2024

The directors present their report and the financial statements for the period ended 31 March 2024.

Directors' responsibilities statement

The directors are responsible for preparing the Directors' report and the financial statements in accordance with applicable law and regulations.

Company law requires the directors to prepare financial statements for each financial year. Under that law the directors have elected to prepare the financial statements in accordance with applicable law and United Kingdom Accounting Standards (United Kingdom Generally Accepted Accounting Practice), including Financial Reporting Standard 102 'The Financial Reporting Standard applicable in the UK and Republic of Ireland'. Under company law the directors must not approve the financial statements unless they are satisfied that they give a true and fair view of the state of affairs of the Company and of the profit or loss of the Company for that period.

In preparing these financial statements, the directors are required to:

- select suitable accounting policies for the Company's financial statements and then apply them consistently;
- make judgements and accounting estimates that are reasonable and prudent;
- prepare the financial statements on the going concern basis unless it is inappropriate to presume that the Company will continue in business.

The directors are responsible for keeping adequate accounting records that are sufficient to show and explain the Company's transactions and disclose with reasonable accuracy at any time the financial position of the Company and to enable them to ensure that the financial statements comply with the Companies Act 2006. They are also responsible for safeguarding the assets of the Company and hence for taking reasonable steps for the prevention and detection of fraud and other irregularities.

Directors

The directors who served during the period were:

Rahul Puri
Raman Venkatraman

Disclosure of information to auditors

Each of the persons who are directors at the time when this Directors' report is approved has confirmed that:

- so far as the director is aware, there is no relevant audit information of which the Company's auditors are unaware, and
- the director has taken all the steps that ought to have been taken as a director in order to be aware of any relevant audit information and to establish that the Company's auditors are aware of that information.

Auditors

The auditors, Menzies LLP, will be proposed for reappointment in accordance with section 485 of the Companies Act 2006.

Small companies note

In preparing this report, the directors have taken advantage of the small companies exemptions provided by section 415A of the Companies Act 2006.

STL DIGITAL UK LIMITED

DIRECTORS' REPORT (CONTINUED) FOR THE PERIOD ENDED 31 MARCH 2024

This report was approved by the board and signed on its behalf.



[Raman Venkatraman \(May 30, 2024 06:21 PDT\)](#)

Raman Venkatraman
Director

Date: May 30, 2024

STL DIGITAL UK LIMITED



INDEPENDENT AUDITORS' REPORT TO THE MEMBERS OF STL DIGITAL UK LIMITED

Opinion

We have audited the financial statements of STL DIGITAL UK LIMITED (the 'Company') for the period ended 31 March 2024, which comprise the Statement of income and retained earnings, the Balance sheet and the related notes, including a summary of significant accounting policies. The financial reporting framework that has been applied in their preparation is applicable law and United Kingdom Accounting Standards, including Financial Reporting Standard 102 'The Financial Reporting Standard applicable in the UK and Republic of Ireland' (United Kingdom Generally Accepted Accounting Practice).

In our opinion the financial statements:

- give a true and fair view of the state of the Company's affairs as at 31 March 2024 and of its profit for the period then ended;
- have been properly prepared in accordance with United Kingdom Generally Accepted Accounting Practice; and
- have been prepared in accordance with the requirements of the Companies Act 2006.

Basis for opinion

We conducted our audit in accordance with International Standards on Auditing (UK) (ISAs (UK)) and applicable law. Our responsibilities under those standards are further described in the Auditors' responsibilities for the audit of the financial statements section of our report. We are independent of the Company in accordance with the ethical requirements that are relevant to our audit of the financial statements in the United Kingdom, including the Financial Reporting Council's Ethical Standard and we have fulfilled our other ethical responsibilities in accordance with these requirements. We believe that the audit evidence we have obtained is sufficient and appropriate to provide a basis for our opinion.

Conclusions relating to going concern

In auditing the financial statements, we have concluded that the directors' use of the going concern basis of accounting in the preparation of the financial statements is appropriate.

Based on the work we have performed, we have not identified any material uncertainties relating to events or conditions that, individually or collectively, may cast significant doubt on the Company's ability to continue as a going concern for a period of at least twelve months from when the financial statements are authorised for issue.

Our responsibilities and the responsibilities of the directors with respect to going concern are described in the relevant sections of this report.

Other information

The other information comprises the information included in the Annual Report other than the financial statements and our Auditors' report thereon. The directors are responsible for the other information contained within the Annual Report. Our opinion on the financial statements does not cover the other information and, except to the extent otherwise explicitly stated in our report, we do not express any form of assurance conclusion thereon. Our responsibility is to read the other information and, in doing so, consider whether the other information is materially inconsistent with the financial statements or our knowledge obtained in the course of the audit, or otherwise appears to be materially misstated. If we identify such material inconsistencies or apparent material misstatements, we are required to determine whether this gives rise to a material misstatement in the financial statements themselves. If, based on the work we have performed, we conclude that there is a material misstatement of this other information, we are required to report that fact.

We have nothing to report in this regard.

STL DIGITAL UK LIMITED



INDEPENDENT AUDITORS' REPORT TO THE MEMBERS OF STL DIGITAL UK LIMITED (CONTINUED)

Opinion on other matters prescribed by the Companies Act 2006

In our opinion, based on the work undertaken in the course of the audit:

- the information given in the Directors' report for the financial period for which the financial statements are prepared is consistent with the financial statements; and
- the Directors' report has been prepared in accordance with applicable legal requirements.

Matters on which we are required to report by exception

In the light of the knowledge and understanding of the Company and its environment obtained in the course of the audit, we have not identified material misstatements in the Directors' report.

We have nothing to report in respect of the following matters in relation to which the Companies Act 2006 requires us to report to you if, in our opinion:

- adequate accounting records have not been kept, or returns adequate for our audit have not been received from branches not visited by us; or
- the financial statements are not in agreement with the accounting records and returns; or
- certain disclosures of directors' remuneration specified by law are not made; or
- we have not received all the information and explanations we require for our audit; or
- the directors were not entitled to prepare the financial statements in accordance with the small companies regime and take advantage of the small companies' exemptions in preparing the Directors' report and from the requirement to prepare a Strategic report.

Responsibilities of directors

As explained more fully in the Directors' responsibilities statement set out on page 1, the directors are responsible for the preparation of the financial statements and for being satisfied that they give a true and fair view, and for such internal control as the directors determine is necessary to enable the preparation of financial statements that are free from material misstatement, whether due to fraud or error.

In preparing the financial statements, the directors are responsible for assessing the Company's ability to continue as a going concern, disclosing, as applicable, matters related to going concern and using the going concern basis of accounting unless the directors either intend to liquidate the Company or to cease operations, or have no realistic alternative but to do so.

STL DIGITAL UK LIMITED



INDEPENDENT AUDITORS' REPORT TO THE MEMBERS OF STL DIGITAL UK LIMITED (CONTINUED)

Auditors' responsibilities for the audit of the financial statements

Our objectives are to obtain reasonable assurance about whether the financial statements as a whole are free from material misstatement, whether due to fraud or error, and to issue an Auditors' report that includes our opinion. Reasonable assurance is a high level of assurance, but is not a guarantee that an audit conducted in accordance with ISAs (UK) will always detect a material misstatement when it exists. Misstatements can arise from fraud or error and are considered material if, individually or in the aggregate, they could reasonably be expected to influence the economic decisions of users taken on the basis of these financial statements.

Irregularities, including fraud, are instances of non-compliance with laws and regulations. We design procedures in line with our responsibilities, outlined above, to detect material misstatements in respect of irregularities, including fraud. The extent to which our procedures are capable of detecting irregularities, including fraud is detailed below:

The Company is subject to laws and regulations that directly affect the financial statements including financial reporting legislation. We determined that the following laws and regulations were most significant:

- The Companies Act 2006;
- Financial Reporting Standard 102;
- General Data Protection Regulations; and
- UK tax legislation.

We assessed the extent of compliance with these laws and regulations as part of our procedures on the related financial statement items. We understood how the Company is complying with those legal and regulatory frameworks by, making inquiries to management, those responsible for legal and compliance procedures and the company secretary. The engagement partner assessed whether the engagement team collectively had the appropriate competence and capabilities to identify or recognise non-compliance with laws and regulations. The assessment did not identify any issues in this area. We assessed the susceptibility of the Company financial statements to material misstatement, including how fraud might occur. Audit procedures performed by the engagement team included:

- Identifying and assessing the measures management has in place to prevent and detect fraud;
- Understanding how those charged with governance considered and addressed the potential for override of controls or other inappropriate influence over the financial reporting process; and
- Identifying and testing journal entries, in particular any journal entries posted with unusual account combinations.

As a result of the above procedures, we considered the opportunities and incentives that may exist within the organisation or fraud and identified the greatest potential for fraud in the following areas:

- The use of management override of controls to manipulate results, or to cause the Company to enter into transactions not in its best interests; or
- Posting of unusual journals and complex transactions.

Because of the inherent limitations of an audit, there is a risk that we will not detect all irregularities, including those leading to a material misstatement in the financial statements or non-compliance with regulation. This risk increases the more that compliance with a law or regulation is removed from the events and transactions reflected in the financial statements, as we will be less likely to become aware of instances of non-compliance. The risk is also greater regarding irregularities occurring due to fraud rather than error, as fraud involves intentional concealment, forgery, collusion, omission or misrepresentation.

A further description of our responsibilities for the audit of the financial statements is located on the Financial Reporting Council's website at: www.frc.org.uk/auditorsresponsibilities. This description forms part of our Auditors' report.

STL DIGITAL UK LIMITED

MENZIES
BRIGHTER THINKING

INDEPENDENT AUDITORS' REPORT TO THE MEMBERS OF STL DIGITAL
UK LIMITED (CONTINUED)

Use of our report

This report is made solely to the Company's members, as a body, in accordance with Chapter 3 of Part 16 of the Companies Act 2006. Our audit work has been undertaken so that we might state to the Company's members those matters we are required to state to them in an Auditors' report and for no other purpose. To the fullest extent permitted by law, we do not accept or assume responsibility to anyone other than the Company and the Company's members, as a body, for our audit work, for this report, or for the opinions we have formed.

DocuSigned by:

Robin Hopkins

EE34B2979437433...

Robin Hopkins FCA (Senior statutory auditor)

for and on behalf of

Menzies LLP

Chartered Accountants
Statutory Auditor

Lynton House
7-12 Tavistock Square
London
WC1H 9LT

Date: 31-May-2024

STL DIGITAL UK LIMITED

STATEMENT OF INCOME AND RETAINED EARNINGS FOR THE PERIOD ENDED 31 MARCH 2024

	7 month Period ended 31 March 2024 £	<i>13 month Period ended 31 August 2023 £</i>
Turnover	451,721	352,844
Gross profit	451,721	352,844
Administrative expenses	(536,062)	(469,106)
Other operating income	197,080	-
Operating profit/(loss)	112,739	(116,262)
Interest payable and similar expenses	(1,055)	-
Profit/(loss) before tax	111,684	(116,262)
Tax on profit/(loss)	(29,065)	29,065
Profit/(loss) after tax	82,619	(87,197)
Retained earnings at the beginning of the period	(87,197)	-
	(87,197)	-
Profit/(loss) for the period	82,619	(87,197)
Retained earnings at the end of the period	(4,578)	(87,197)

The notes on pages 9 to 12 form part of these financial statements.

STL DIGITAL UK LIMITED

REGISTERED NUMBER: 14272489

BALANCE SHEET AS AT 31 MARCH 2024

	Note	31 March 2024 £	31 August 2023 £
Fixed assets			
Current assets			
Debtors: amounts falling due within one year	4	266,723	313,987
Cash at bank and in hand		335,963	90,916
		<u>602,686</u>	<u>404,903</u>
Creditors: amounts falling due within one year	5	(607,263)	(492,099)
Net current liabilities		<u>(4,577)</u>	<u>(87,196)</u>
Total assets less current liabilities		<u>(4,577)</u>	<u>(87,196)</u>
Net assets excluding pension asset		<u>(4,577)</u>	<u>(87,196)</u>
Net liabilities		<u>(4,577)</u>	<u>(87,196)</u>
Capital and reserves			
Called up share capital		1	1
Profit and loss account		(4,578)	(87,197)
		<u>(4,577)</u>	<u>(87,196)</u>

The financial statements have been prepared in accordance with the provisions applicable to companies subject to the small companies regime and in accordance with the provisions of FRS 102 Section 1A - small entities.

The financial statements were approved and authorised for issue by the board and were signed on its behalf by:



Raman Venkatraman (May 30, 2024 06:21 PDT)

Raman Venkatraman
Director

Date: May 30, 2024

The notes on pages 9 to 12 form part of these financial statements.

STL DIGITAL UK LIMITED

NOTES TO THE FINANCIAL STATEMENTS FOR THE PERIOD ENDED 31 MARCH 2024

1. General information

STL Digital UK Ltd is a private company limited by shares and incorporated in England and Wales. Its registered office is located at Lynton House, 7-12 Tavistock Square, London, WC1H 9LT. The Company's registered number is 14272489.

The principal activities of STL Digital UK Ltd are that of Business and domestic software development, Information technology consultancy activities and Other information technology service activities.

The prior accounting period was a 13 month period. Therefore, the prior period is not entirely comparable with the current period of 7 months. STL Digital UK Limited changed their period end in order to align with the year end of their immediate parent company STL Digital Limited.

2. Accounting policies

2.1 Basis of preparation of financial statements

The financial statements have been prepared under the historical cost convention unless otherwise specified within these accounting policies and in accordance with FRS 102 'The Financial Reporting Standard applicable in the UK and the Republic of Ireland' and the requirements of the Companies Act 2006. The disclosure requirements of Section 1A of FRS 102 have been applied other than where additional disclosure is required to show a true and fair view.

The following principal accounting policies have been applied:

2.2 Financial Reporting Standard 102 - reduced disclosure exemptions

The Company has taken advantage of the following disclosure exemptions in preparing these financial statements, as permitted by the FRS 102 "The Financial Reporting Standard applicable in the UK and Republic of Ireland":

- the requirements of Section 7 Statement of Cash Flows;
- the requirements of Section 3 Financial Statement Presentation paragraph 3.17(d);
- the requirements of Section 11 Financial Instruments paragraphs 11.42, 11.44 to 11.45, 11.47, 11.48(a)(iii), 11.48(a)(iv), 11.48(b) and 11.48(c);
- the requirements of Section 12 Other Financial Instruments paragraphs 12.26 to 12.27, 12.29(a), 12.29(b) and 12.29A;
- the requirements of Section 33 Related Party Disclosures paragraph 33.7.

This information is included in the consolidated financial statements of Sterlite Technologies Limited as at 31 March 2024 and these financial statements may be obtained from www.stl.tech.

2.3 Going concern

The directors have considered the ability of the company to meet its liabilities and have the support from their parent company.

On reviewing the company's future cash flow requirements in conjunction with the support, the directors believe that it is reasonable to prepare the accounts on the going concern basis.

STL DIGITAL UK LIMITED

NOTES TO THE FINANCIAL STATEMENTS FOR THE PERIOD ENDED 31 MARCH 2024

2. Accounting policies (continued)

2.4 Revenue

Revenue is recognised to the extent that it is probable that the economic benefits will flow to the Company and the revenue can be reliably measured. Revenue is measured as the fair value of the consideration received or receivable, excluding discounts, rebates, value added tax and other sales taxes. The following criteria must also be met before revenue is recognised:

Rendering of services

Revenue from a contract to provide services is recognised in the period in which the services are provided in accordance with the stage of completion of the contract when all of the following conditions are satisfied:

- the amount of revenue can be measured reliably;
- it is probable that the Company will receive the consideration due under the contract;
- the stage of completion of the contract at the end of the reporting period can be measured reliably; and
- the costs incurred and the costs to complete the contract can be measured reliably.

2.5 Finance costs

Finance costs are charged to profit or loss over the term of the debt using the effective interest method so that the amount charged is at a constant rate on the carrying amount. Issue costs are initially recognised as a reduction in the proceeds of the associated capital instrument.

2.6 Current and deferred taxation

The tax expense for the period comprises current and deferred tax. Tax is recognised in profit or loss except that a charge attributable to an item of income and expense recognised as other comprehensive income or to an item recognised directly in equity is also recognised in other comprehensive income or directly in equity respectively.

The current income tax charge is calculated on the basis of tax rates and laws that have been enacted or substantively enacted by the balance sheet date in the countries where the Company operates and generates income.

Deferred tax balances are recognised in respect of all timing differences that have originated but not reversed by the balance sheet date, except that:

- The recognition of deferred tax assets is limited to the extent that it is probable that they will be recovered against the reversal of deferred tax liabilities or other future taxable profits; and
- Any deferred tax balances are reversed if and when all conditions for retaining associated tax allowances have been met.

Deferred tax balances are not recognised in respect of permanent differences except in respect of business combinations, when deferred tax is recognised on the differences between the fair values of assets acquired and the future tax deductions available for them and the differences between the fair values of liabilities acquired and the amount that will be assessed for tax. Deferred tax is determined using tax rates and laws that have been enacted or substantively enacted by the balance sheet date.

2.7 Debtors

Short-term debtors are measured at transaction price, less any impairment. Loans receivable are measured initially at fair value, net of transaction costs, and are measured subsequently at amortised cost using the effective interest method, less any impairment.

STL DIGITAL UK LIMITED

NOTES TO THE FINANCIAL STATEMENTS FOR THE PERIOD ENDED 31 MARCH 2024

2. Accounting policies (continued)

2.8 Cash and cash equivalents

Cash is represented by cash in hand and deposits with financial institutions repayable without penalty on notice of not more than 24 hours. Cash equivalents are highly liquid investments that mature in no more than three months from the date of acquisition and that are readily convertible to known amounts of cash with insignificant risk of change in value.

2.9 Creditors

Short-term creditors are measured at the transaction price. Other financial liabilities, including bank loans, are measured initially at fair value, net of transaction costs, and are measured subsequently at amortised cost using the effective interest method.

3. Employees

The average monthly number of employees, including directors, during the period was 4 (2023 - 0).

4. Debtors

	31 March 2024	<i>31 August 2023</i>
	£	£
Trade debtors	251,798	284,922
Other debtors	717	-
Prepayments and accrued income	14,208	-
Deferred taxation	-	29,065
	<u>266,723</u>	<u>313,987</u>

5. Creditors: Amounts falling due within one year

	31 March 2024	<i>31 August 2023</i>
	£	£
Amounts owed to group undertakings	437,252	-
Other taxation and social security	71,700	26,049
Accruals and deferred income	98,311	466,050
	<u>607,263</u>	<u>492,099</u>

STL DIGITAL UK LIMITED

NOTES TO THE FINANCIAL STATEMENTS FOR THE PERIOD ENDED 31 MARCH 2024

6. Controlling party

The immediate parent company is STL Digital Limited.

The smallest group in which the results of the company are consolidated is that headed by Sterlite Technologies Limited, their registered office address is 4th Floor, Godrej Millennium, Koregaon Road 9, STS 12/1 NA pune Pune MH 411001 IN.

STL DIGITAL UK LIMITED

DETAILED PROFIT AND LOSS ACCOUNT FOR THE PERIOD ENDED 31 MARCH 2024

	31 March 2024	<i>31 August 2023</i>
	£	£
Turnover	451,721	352,844
Gross profit	451,721	352,844
Gross profit %	100.0 %	100.0 %
Other operating income	197,080	-
Less: overheads		
Administration expenses	(536,062)	(469,106)
Operating profit/(loss)	112,739	(116,262)
Interest payable	(1,055)	-
Tax on profit/(loss) on ordinary activities	(29,065)	29,065
Profit/(Loss) for the period	82,619	(87,197)

STL DIGITAL UK LIMITED

SCHEDULE TO THE DETAILED ACCOUNTS FOR THE PERIOD ENDED 31 MARCH 2024

	31 March 2024	<i>31 August 2023</i>
	£	£
Turnover		
Sales	451,721	<i>352,844</i>
	451,721	<i>352,844</i>
	451,721	<i>352,844</i>
	31 March 2024	<i>31 August 2023</i>
	£	£
Other operating income		
Other operating income	197,080	<i>-</i>
	197,080	<i>-</i>
	197,080	<i>-</i>
	31 March 2024	<i>31 August 2023</i>
	£	£
Administration expenses		
Staff salaries	290,607	<i>-</i>
Staff private health insurance	1,208	<i>-</i>
Postage	720	<i>-</i>
Legal and professional	40,118	<i>6,976</i>
Auditors' remuneration	10,000	<i>12,450</i>
Bank charges	-	<i>500</i>
Insurances	-	<i>2,557</i>
Visa fees	5,701	<i>-</i>
Recharges	187,708	<i>446,623</i>
	536,062	<i>469,106</i>
	536,062	<i>469,106</i>
	31 March 2024	<i>31 August 2023</i>
	£	£
Interest payable		
Other interest - on overdue tax	1,055	<i>-</i>
	1,055	<i>-</i>
	1,055	<i>-</i>

STL Digital Inc

BALANCE SHEET AS AT MARCH 31st, 2024

	Amount in USD (000's)	
	March 31, 2024	March 31, 2023
ASSETS		
Non-current assets		
Property, Plant and Equipment	2.32	-
Total Non-Current assets	2.32	-
Current assets		
i) Trade receivables	7,920.11	1,586.98
ii) Cash and cash equivalents	274.47	625.24
iii) Other Current Financial Assets	3.50	3.50
Contract Assets	38.81	31.43
Other current assets	25.00	15.14
Total current assets	8,261.89	2,262.30
Total Assets	8,264.21	2,262.30
EQUITY AND LIABILITIES		
Equity		
Equity share capital	-	-
Other Equity	988.23	319.99
Total Equity	988.23	319.99
Liabilities		
Non-current liabilities		
Financial Liabilities		
i) Borrowings	-	-
ii) Other financial liabilities	-	-
Employee benefit obligations	-	-
Current liabilities		
i) Trade payables	6,018.01	1,599.39
ii) Other financial liabilities	1,000.13	256.58
Contract Liabilities	134.04	-
Other current liabilities	4.38	86.33
Employee benefit obligations	-	-
Provision for Income Tax (Net)	119.43	-
Total current liabilities	7,275.98	1,942.31
Total Equity and Liabilities	8,264.21	2,262.30

For and on behalf of the Board of Directors


 Raman Venkatraman (May 9, 2024 07:42 PDT)
 Raman Venkatraman, Director

STL DIGITAL INC
PROFIT AND LOSS ACCOUNT FOR THE YEAR ENDED MARCH 31st, 2024

	Amount in USD (000's)	
	March 31, 2024	March 31, 2023
INCOME		
Revenue from operations	12,061.86	2,292.70
Other Income	8,078.56	-
Total Income (I)	20,140.42	2,292.70
EXPENSES		
Employee benefits expense	4,829.36	-
Other expenses	14,733.93	1,886.38
Total Expense (II)	19,563.29	1,886.38
Earnings before interest, tax, depreciation and amortization (EBITDA) (I) - (II)	577.13	406.33
Depreciation and amortization expense	0.45	-
Finance costs	-	-
Profit before tax	576.68	406.33
Tax expense		
Current tax	157.96	86.33
Deferred tax	-	-
Total tax expenses	157.96	86.33
Profit / (loss) for the year	418.72	319.99
Other comprehensive income for the year, net of tax	-	-
Other comprehensive income not to be reclassified to profit or loss in subsequent period	-	-
Total comprehensive income	418.72	319.99

For and on behalf of the Board of Directors



 Raman Venkatraman (May 6, 2024 07:08 PDT)
 Raman Venkatraman, Director






Financial Statements for Year ended Mar 31, 2024 US (1)

Final Audit Report

2024-05-09

Created:	2024-05-09
By:	Seema Nair (seema.nair@stl.tech)
Status:	Signed
Transaction ID:	CBJCHBCAABAAff2s6flVfa-8sYN75YLTK3rWf7GidBd

"Financial Statements for Year ended Mar 31, 2024 US (1)" History

-  Document created by Seema Nair (seema.nair@stl.tech)
2024-05-09 - 2:15:24 PM GMT
-  Document emailed to Raman Venkatraman (raman.venkatraman@stl.tech) for signature
2024-05-09 - 2:16:07 PM GMT
-  Email viewed by Raman Venkatraman (raman.venkatraman@stl.tech)
2024-05-09 - 2:17:26 PM GMT
-  Document e-signed by Raman Venkatraman (raman.venkatraman@stl.tech)
Signature Date: 2024-05-09 - 2:42:06 PM GMT - Time Source: server
-  Agreement completed.
2024-05-09 - 2:42:06 PM GMT

Jiangsu Sterlite Fiber Technology Co., Ltd.

Report of the Auditors and Financial Statements

For April 2023 to March 2024



公证天业会计师事务所(特殊普通合伙)南通分所

Nantong Branch, Gongzheng Tianye Certified Public Accountants, SGP

中国·江苏·南通

电话: 86 (513) 55018131

传真: 86 (513) 55018133

Nantong, Jiangsu, China

Tel: 86 (513) 55018131

Fax: 86 (513) 55018133

AUDIT REPORT

SUGONG T(2024) No.E4002

To the shareholders of Jiangsu Sterlite Fiber Technology Co., Ltd.

I. Audit opinion

We have audited the financial statements prepared by Jiangsu Sterlite Fiber Technology Co., Ltd., comprising the balance sheet as at March 31, 2024, and the income statement, owner's equity changes statement and cash flow statement, from April 1, 2023 to Mar 31, 2024, and Income statement for the period of Jan 1, 2024 to Mar 31, 2024 and notes to the financial statements.

In our opinion, the financial statements of the Company present fairly, in all material respects the financial position of the Company as of March 31, 2024, and its operation results & cash flows for April 1, 2023 to March 31, 2024 in accordance with the Accounting Standards for Enterprise of the People's Republic of China.

II. Basis for audit opinion

We conducted our audit in accordance with Independent Audit Standards promulgated by the Chinese Institute of Certified Public Accountants. In the paragraph "Responsibility of CPA", we shall detailed explain the corresponding responsibilities under the standards. We are independent with the engaged client, and fully abide by professional ethics during our job.

III. Responsibility of company's management

The preparation and fairly disclosure of the financial statements are the responsibility of the company's management. These responsibilities include: preparing & fairly disclosing the financial statements in accordance with Accounting Standard for Business Enterprises of the People's Republic of China;



Designing, implementing & maintaining of the internal control system related with the preparation of the financial statements to avoid any frauds & misstatement.

The management is responsible for the assessing & disclosure of the going –concern issue assumption of the company, unless the liquidation of the company is determined by no other choice.

The government level is responsible for the supervising of the whole reporting process.

IV. Responsibility of CPA

Our target is to express an opinion on the financial statement based on our audit. Those standards require that we plan and perform the audit to ensure there is no misstatement materially affecting the presentation of the net assets, financial position and results of operations in the financial statements in accordance with the applicable financial reporting of framework and are detected with reasonable assurance. But the reasonable assurance is not ensure that all the material misstatements could be fully identified by our audit procedure. If the individual misstatement (maybe from fraud or errors) aggregated materially affect the financial statement or economic decision, then, the misstatement should be identified.

During our audit process, the professional judgment and suspects shall be held. The details can be found as followings:

- (1). Identify & assess the material misstatements which are resulted from fraud & error , design and conduct the corresponding audit procedures to collect complete and appropriate evidence as the opinion basis. Due to the fraud may involve with collaboration , forgery , knowingly omissions , false statement or override of internal control system, the potential risk from fraud is higher than the risk resulted from the errors;
- (2). Understanding the related internal control system and taken into account in the determination of appropriate audit process, but the purpose is not to give the opinion on the effectiveness of the internal control system;
- (3). Assessing the appropriateness of the accounting policy applied by the management and evaluating the rationality of the accounting estimates & disclosure;
- (4). Conclusion of the appropriateness for the going concern assumption provided by the management.



Audit evidence shall be collected for the possible material uncertainty issues or may affect the going-concern conclusion of the company. If the uncertainty conclusion reached, the corresponding disclosure should be brought for the attention to the report users; otherwise, the modified opinion shall be expressed if the disclosure is not sufficient. Our audit conclusion is based on the information collected end at the reporting date, but the future items or events may affect the going concern assumption of the company.

(5). Evaluating the overall presentation of the financial statement, including the structure & contents and the judgment whether the related transactions and business activities are fairly presented.

Communications with governance have been conducted, including the audit scope, time plan, audit findings and the defects & weaknesses of the internal control system identified during our audit.



Nantong Branch, Gongzheng Tianye Certified Public Accountants, SGP

Certified Public Accountant of China CPA Hu Ji



Certified Public Accountant of China CPA Chen Xiyun

China · Nantong



12 April , 2024



BALANCE SHEET

Prepared by: Jiangsu Sterilite Fiber Technology Co., Ltd.

Mar. 31, 2024

Monetary Unit: RMB Yuan

ASSETS	REMAINING AT END OF YEAR	REMAINING AT BEG. OF YEAR	LIABILITIES AND OWNER'S EQUITY	REMAINING AT END OF YEAR	REMAINING AT BEG. OF YEAR
CIRCULATING ASSETS:			CIRCULATING LIABILITIES		
Monetary funds	4,887,549.68	16,499,985.62	Short-term loans	8,987,726.10	5,005,011.11
Trading financial debt			Derivative financial liabilities		
Notes receivable			Notes payable	1,412,725.93	3,511,170.39
Accounts receivable	18,472,137.93	14,593,206.65	Accounts payable	66,765,600.61	97,544,899.29
Accounts prepayments	12,240,621.03	10,234,190.52	Advance receipts		
Interest receivable			Contract liability	30,908,961.21	7,245,538.60
Dividends receivable			Accrued staff's payroll	745,929.21	326,299.80
Other receivable	42,143,547.20	25,800.00	Taxes and expenses payable	230,828.29	261,362.20
Inventories	33,113,289.82	46,003,439.52	Interest payable		
Un-circulating assets maturing within one year			Dividends payable	33,715,500.00	33,715,500.00
Other circulating assets	3,716,193.22	4,072,732.66	Amount other accrued payable	55,151,883.74	41,624,818.62
TOTAL CIRCULATING ASSETS	114,573,338.88	91,429,354.97	Related payable(loan)	75,904,603.87	70,056,007.48
UN-CIRCULATING ASSETS:			Un-circulating liabilities due within one year		
Financial assets of sales supply-able			Other circulating liabilities	382.54	
Investment from keeping to maturity			TOTAL CIRCULATING LIABILITIES	273,824,141.50	259,290,607.49
Long-term receivable			UN-CIRCULATING LIABILITIES:		
Long-term investment in stock ownership			Long-term loans		
Investment real estate			Bond payable		
Fixed assets	260,862,692.05	288,809,565.12	Long-term payables	4,324,500.00	4,324,500.00
Construction in progress		124,425.68	Estimated liabilities		
Engineering material			Deferred income	3,683,712.36	4,708,982.40
Liquidation of the fixed assets			Deferral income-tax debt		
Productive living things assets			Other un-circulating liabilities		
Oil and gas assets			TOTAL UN-CIRCULATING LIABILITIES	8,008,212.36	9,033,482.40
Intangible assets	8,299,986.59	8,473,151.08	TOTAL LIABILITIES	281,832,353.86	268,324,089.89
Development expenditure			OWNER'S EQUITY		
Business reputation			Paid-in capital	168,436,015.19	168,436,015.19
Long-term prepaid expense			Capital surplus		
Assets in deferred-income-tax	4,368,733.69	4,368,733.69	Less: Shares in stock		
Other Un-circulating assets			Surplus reserves	27,202,610.23	27,202,610.23
TOTAL UN-CIRCULATING ASSETS	273,531,412.33	301,775,875.57	Undistributed profit	-89,366,228.07	-70,757,484.77
SUM TOTAL ASSETS	388,104,751.21	393,205,230.54	TOTAL OWNER'S EQUITY	106,272,397.35	124,881,140.65
			SUM TOTAL LIABILITIES AND OWNER'S EQUITY	388,104,751.21	393,205,230.54

Appendix II

Income Statements



Prepared by: Jiangsu Sterlite Fiber Technology Co., Ltd. April 2023 to March 2024

Monetary Unit: RMB Yuan

ITEM	AMOUNT OF CURRENT YEAR	AMOUNT OF LAST YEAR
I. TOTAL OPERATING INCOME	127,831,111.23	44,931,525.85
Including: Operating income	127,831,111.23	44,931,525.85
Including: Income from main operation	124,385,765.38	39,010,752.42
Income from other operation	3,445,345.85	5,920,773.43
Interest income		
Earned from insurance charge		
Payment for service charge and commission fee		
II. TOTAL OPERATION COST	190,250,110.15	102,063,342.47
Including: Operation cost	155,083,147.62	54,538,864.81
Including: Cost of main operation	155,083,147.62	54,538,864.81
Other business payment		
Main operation tax & additional expenses	664,711.81	849,578.81
Sales expense	6,324,422.52	1,142,445.22
General & administrative expense	14,234,239.15	30,514,070.68
R & D expense account	7,580,405.54	2,841,525.20
Financial expense	5,785,733.31	7,821,939.87
Losses from depreciation of assets	577,450.20	4,354,917.88
Other		
Add: Gain form fair value charge (deficit, using "-")		
Investment income (deficit, using "-")		
Income from disposal of assets(deficit, using "-")		
Remittance gain and loss (deficit, using "-")		
Other income(deficit, using "-")	1,139,400.68	1,031,270.04
III. OPERATING PROFITS (deficit, using "-")	-61,279,598.24	-56,100,546.58
Add: Non-operating income	42,839,998.92	152,949.76
Less: Non-operating expenditure	169,143.98	4,631,516.98
Including: Disposal loss from un-circulating assets		
IV. SUM OF PROFIT (deficit, using "-")	-18,608,743.30	-60,579,113.80
Less: Expenses for income tax		
V. NET PROFIT (deficit, using "-")	-18,608,743.30	-60,579,113.80

Cash Flow Sheet



Prepared by: Jiangsu Sterlite Fiber Technology Co., Ltd. April 2023 to March 2024

Monetary Unit: RMB Yuan

ITEM	SUM
I . CASH FLOWS FROM OPERATING ACTIVITIES:	
Cash received from sale of goods or rendering of services	150,870,381.68
Refunds of taxes	13,814,936.91
Other cash received relating to the operating activities	15,313,751.88
Sub-Total Cash Inflows of Operating Activities	179,999,070.47
Cash paid for goods and services	142,294,644.87
Cash paid to and on behalf of employees	28,721,455.25
Paid all types of taxes	883,774.89
Other cash paid to relating to operating activities	17,135,625.52
Sub-Total Cash Outflows of Operating Activities	189,035,500.53
Net Cash Flows from Operating Activities	-9,036,430.06
II . CASH FLOWS FROM INVESTMENT ACTIVITIES	
Cash received from return of investments	
Cash received from earning of investments	
Net cash received from disposal of fixed assets, intangible assets and other long-term assets	10,485.00
Net cash received from disposal of sub-company and other operating body	
Other cash received relating to investment activities	
Sub-Total of Cash Inflows of Investing Activities	10,485.00
Cash paid to acquire fixed assets, intangible assets and other long-term assets	6,801,222.54
Cash paid to investments	
Net cash received from sub-company and other operating body	
Other cash paid relating to investing activities	
Sub-Total of Cash Outflows of Investing Activities	6,801,222.54
Net cash flows from investing activities	-6,790,737.54
III. CASH FLOWS FROM FINANCING ACTIVITIES	
Cash received from the absorption of investments	
Cash received from borrowing	27,350,000.00
Other cash received relating to financing activities	
Sub-Total Cash Inflows of Financing Activities	27,350,000.00
Cash repayments Of amounts borrowed	23,400,000.00
Cash paid for distribution of dividends, profits or interests	286,520.65
Other cash paid relating to the financing activities	
Sub-Total Cash Outflows of Financing Activities	23,686,520.65
Net cash flows from financing activities	3,663,479.35
IV. EFFECT OF FOREIGN EXCHANGE RATE CHANGES ON CASH AND CASH EQUIVALENTS	1,200,913.61
V. NET INCREASE IN CASH AND CASH EQUIVALENTS	-10,962,774.64
Add: Cash & remaining of cash equivalents at beginning of the period	15,411,381.14
VI. CASH & CASH EQUIVALENTS REMAINING AT END OF THE PERIOD	4,448,606.50

Owner's Equity Changes Statement

Prepared by: Jiangsu Sterlite Fiber Technology Co., Ltd.

April 2023 to March 2024


 Monetary Unit: RMB Yuan

ITEM	AMOUNT
I . REMAINING AT END OF LAST YEAR	124,881,140.65
Add: Changes in accounting policy	
Correct to last period	
II . REMAINING AT BEGINNING OF CURRENT YEAR	124,881,140.65
III.AMOUNT CHANGES OF CURRENT YEAR (decrement, using "-")	-18,608,743.30
(I). NET INCOME	-18,608,743.30
(II). GAIN AND LOSS OF DIRECTLY INTO OWNER'S EQUITY	
Fair value charges net amount from the financial assets of sales supply-able	
Amount influence from other owner's equity of the investee under equity method	
Amount of income-tax influence charged into owner's equity	
Others	
SUB TOTAL	-18,608,743.30
(III). INCREASE OR DECREASE CAPITAL BY OWNERS	-
Owner's capital	
Amount of shares payment into owner's equity	
Others	
(IV). PROFIT DISTRIBUTION	-
Withdrew surplus	
Profit distributed to owners (or stock holder)	
Other	
(V). INTERNAL TRANSFERING OF OWNER'S EQUITY	
Capital surplus splitting capital (or capital stock)	
Surplus splitting capital (or capital stock)	
Deficit coverage by surplus	
Other	
IV. REMAINING AT END OF THE CURRENT YEAR	106,272,397.35

Jiangsu Sterlite Fiber Technology Co., Ltd.



Notes to the Financial Statements

For April 2023 to March 2024


(All Amounts are in RMB unless otherwise stated)

I . GENERAL INFORMATION

Jiangsu Sterlite Fiber Technology Co., Ltd. (original name: Jiangsu Sterlite Tongguang Fiber Co., Ltd., the “Company” hereafter) is a Joint Venture Company set up by M/s Sterlite Global Ventures (Mauritius) Ltd., a wholly owned subsidiary of M/s Sterlite Technologies Ltd, India and M/s Jiangsu Tongguang Communication Co., Ltd., China according to the approval letter [2011] No 8384 issued by the People’s Government of Jiangsu Province. The Company was registered with Nantong Haimen Administration Bureau of Industry and Commerce on January 19th, 2011 with the business license numbered 320684400011561. On June 27, 2018 it got the business license of a unified social code 91320684567766496K changed and issued by Haimen Administrative Approval Bureau. The Company’s Legal Representative is Mr. Ankit Agarwal. The Company’s approved business scope includes optical fiber technology consulting, development, design, manufacturing of optical fibers and optical fiber related products and sale of self-manufactured products. Optical fiber, optical fiber preform, and fiber optic cable products, wholesale, import and export and commission agency (excluding auction) of optical fiber, optical fiber preform, optical fiber cable and related products. The registered capital of the Company is USD 16.50 Million (i.e. RMB 103.84 million) same as the actual capital. M/s Sterlite Global Ventures (Mauritius) Ltd. has contributed USD 12.375 Million, accounting for 75% of the capital infused till now and M/s Jiangsu Tongguang Communication Co., Ltd., has contributed USD 4.125 Million, accounting for 25% of the capital infused till now. On 20th March 2014, Company changed the registered capital as RMB 103,836,015.19 equaled with USD 16.50 Million.

According to the resolution of the board of directors of the company on March 28, 2018, the registered capital of the company is increased by undistributed profits of RMB 64.60 million yuan, of which RMB 48.45 million yuan is invested by Sterlite Global Ventures(Mauritius)Ltd., and RMB 16.15 million yuan is invested by Jiangsu Tongguang Communication Co., Ltd., The

registered capital and paid-in capital after that are RMB 168,436,015.19 yuan.



On June 28, 2022, the original shareholder of the company, Jiangsu Tongguang Communication Co., Ltd., signed the Equity Transfer Agreement with Sterlite (Shanghai) Trading Co., Ltd., and transferred all 25% of the company's equity to Sterlite (Shanghai) Trading Co., Ltd.. After this equity transfer, Sterlite Global Ventures (Mauritius) Ltd. contributed 126,325,605.14 yuan, accounting for 75%, and Sterlite (Shanghai) Trading Co., Ltd. contributed 42,110,410.05 yuan, accounting for 25%.

After completing the equity transfer, the legal representative of the company was changed to Yang Yajun. The company completed the above change registration procedures at the Market Supervision and Administration Bureau of Haimen District, Nantong City on November 22, 2022, and obtained a new business license with certificate number of 320684000202211220004.

On December 5, 2022, the company name was changed to Jiangsu Sterlite Fiber Technology Co., Ltd., The company type was changed from a limited liability company (Sino-foreign joint venture) to a limited liability company (foreign-invested, non-wholly-owned). The company completed the above change registration procedures at the Market Supervision and Administration Bureau of Haimen District, Nantong City on December 5, 2022, and obtained a new business license with certificate number of 320684000202212050001.

According to the resolution of the shareholders' meeting on September 16, 2023, the company's legal representative was changed to Balaji Biradar, The company completed the above change registration procedures at the Market Supervision and Administration Bureau of Haimen District, Nantong City on October 23, 2023, and obtained a new business license with certificate number of 320684000202310230003.

II . BASIS OF PREPARATION

The Financial Statement is prepared on the basis of the Going Concern Principle.

III. SIGNIFICANT ACCOUNTING POLICIES AND ACCOUNTING ESTIMATES

Accounting System and Accounting Standards Adopted

The financial statements have been prepared in accordance with the Accounting Standards for Business Enterprises and Accounting System for Business Enterprises of the People's Republic of China and other supplementary regulations.

Accounting Year

The Company has adopted the calendar year as its accounting year, i.e. from April 1 to March 31, it is special purpose financial statement prepared for period Apr. to Mar.

Recording Currency

The recording currency of the Company is the Renminbi (RMB).

Basis of Accounting and Principle of Measurement

The Company has adopted the accrual basis of accounting and uses the historical cost convention as the principle of measurement.

Foreign Currency Translation

Transactions denominated in foreign currencies (currencies other than the recording currency) are converted into Renminbi at the applicable rate of exchange ("market exchange rate") prevailing at the first day of the trading month. Monetary assets and liabilities denominated in foreign currencies are converted in to Renminbi at the market exchange rate prevailing at the balance sheet date. Exchange gains or losses are dealt with as finance costs, except for those attributable to foreign currency borrowings that have been used specifically for the construction of fixed assets before the assets are ready for their intended use, which are capitalized as part of the fixed asset costs.

Cash Equivalents

Cash equivalents are short-term, highly liquid investments that are readily convertible to known amounts of cash and which are subject to an insignificant risk of changes in value.

Accounts receivable and bad debt reserves

The provision method of bad debts:

The company's bad debt losses is using allowance method of accounting. When bad debt losses are occurred, the corresponding provision for bad debts is written off with approval of Board and relevant management authorities.

The provision for bad debts method and ratio:

The provision for bad debts is made based on a combination of specific identification of assessments of probability and extent of loss referring to special accounts receivable, and the company should make provision of bad debts respectively. Specific accrual ratios are as follows:

<u>Term overdue</u>	<u>Proportion of bad debt preparation for accounts receivable (%)</u>	<u>Proportion of bad debt preparation for other receivable (%)</u>
Within 1 year	-	-
1-2years	10	10
2-3years	20	20
3-5years	50	50
More than 5 years	100	100

Inventories

(1) Inventory category: inventories include raw materials, inventory of goods, work in progress, finished goods and so on. Cost of raw materials, components and stores and spares is determined on a weighted average basis.

(2) The valuation method of acquisition and use: inventories are recorded by using the standard costing method when acquiring inventories. The cost of products includes standard costing and the differences between the standard costing and actual cost.

(3) The inventory system: the company is using the perpetual inventory system.

(4) Provisions for deduction of the inventories value and methods: the inventory is valued at the lower of its cost or its net realizable value. The inventory cost is higher than its net realizable value and provision for decline in value of inventory is credited to current profit and loss.

(5) Work-in-progress and finished goods are valued at lower of cost and net realizable value. cost includes direct materials and labour and a proportion of manufacturing overheads based on normal operating capacity.

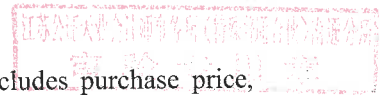
(6) Net realizable value is the estimated selling price in the ordinary course of business, less estimated costs of completion and estimated costs necessary to make the sale.

Fixed Assets and Depreciation

(1) Criteria of fixed assets

Fixed assets are the tangible assets in higher unit value. They are defined as the production of goods, the provision of services and the lease or management used for more than one year.

(2) Measurement of fixed assets



Fixed assets are recorded at cost on acquisition. The acquisition cost includes purchase price, import taxes, transportation costs, insurance costs and other related costs that are necessary for the fixed assets being ready for their intended use.

(3) Depreciation of fixed assets

Depreciation is provided to write off the cost of each category of fixed assets over their estimated useful lives from the month after they are put into use, using the straight-line method. The estimated residual value, useful life and annual depreciation rate of each category of fixed assets are as follows:

<u>Category of fixed assets</u>	<u>Residual value</u>	<u>Useful life</u>	<u>Annual depreciation rate</u>
Electronic Equipment	10%	5 years	18%
Houses and buildings	10%	20years	4.5%
Machinery	10%	10-15years	9%-6%
Office furniture	10%	5 years	18%
tool of production	10%	5 years	18%

(4) Measurement of subsequent expenditures on fixed assets

Subsequent expenditures on fixed assets for major reconstruction, expansion, improvement and renovation are capitalized as a part of fixed assets cost when it is probable that future economic benefits in excess of the original assessment of performance will flow to the Company, such as extension of the useful lives of the fixed assets, substantial improvement of product quality, or substantial reduction in product cost. Capitalized expenditures arising from major reconstruction, expansion and improvement are depreciated using the straight-line method over the remaining useful lives of the fixed assets. The increased cost of the fixed assets is limited to their recoverable amount.

Subsequent expenditures on fixed assets except for the aforementioned are expensed as incurred. Capitalized expenditures arising from the renovation of fixed assets are depreciated on a reasonable basis over the shorter period of interval between the current renovation to the next and the expected remaining useful life of the renovated fixed assets.

(5) Measurement of fixed assets at the balance sheet date and impairment provision

Fixed assets are measured at the lower of carrying amount and recoverable amount at the balance sheet date. When the recoverable amount of fixed assets is lower than the carrying amount, due to factors such as continuous decline in market price, technological obsolescence, damages or long-time idleness, impairment provision for fixed assets is determined on an item-by-item basis at the excessive part of the carrying amount over the recoverable amount. For fixed assets that meet

the conditions for full impairment provision, the impairment provision is determined at the full carrying amount of fixed assets on an item-by-item basis.

Construction in progress

(1) Construction in progress is measured at actual cost. The actual cost is determined specifically as follows:

A. Contracted projects under construction are recorded at the sum of construction price, installation cost, and capitalized interest expense, amortization of premium or discount, and foreign currency exchange differences that are relating to specific borrowings for financing the construction.

B. Self-built projects under construction are recorded at the sum of construction materials used, raw materials used and related non-deductible input value-added taxes, goods in stock used and related taxes and levies, cost of various services provided by the Company's auxiliary production departments, and capitalized interest expense, amortization of premium or discount, and foreign currency exchange differences that are relating to specific borrowings for financing the construction.

(2) Construction in progress is measured at the lower of the carrying amount and the recoverable amount. Impairment provision is made for construction in progress if there exists evidence that the value of construction in progress has declined.

Borrowing costs

(1) Recognition of borrowing costs

Borrowing costs that are directly attributable to the acquisition, construction or production of qualifying assets are capitalized. The other costs are charged to the Profit & Loss Account. Borrowing costs include interests, ancillary costs, and foreign currency exchange differences incurred in connection with borrowing. Except borrowing costs relating to specific borrowings obtained for the acquisition or construction of fixed assets are capitalized as costs of the fixed assets as certain conditions are met, other borrowing costs are expensed as incurred.

(2) Capitalization period of borrowing costs

A. The capitalization of borrowing costs commences as the following three conditions are met: (a) the capital expenditures are incurred; (b) the borrowing costs are incurred; (c) the acquisition or construction activities have commenced to enable the assets to be ready for their intended use.

B. The capitalization of borrowing costs should be suspended during the periods when the acquisition or construction activities are abnormally interrupted and the interruption period is

more than three consecutive months; the borrowing costs are incurred during the period until the acquisition or construction activities are resumed.

C. The capitalization of borrowing costs ceases when the assets being acquired or constructed are ready for their intended use. Borrowing costs incurred thereafter should be recognized as expense in the period in which they are incurred.

(3) Capitalization amount of borrowing costs

The capitalized borrowing costs for each accounting period are determined by using the weighted average amount of accumulated expenditures incurred in that period for the acquisition or construction of fixed assets and the capitalization rate of the borrowings. The procedures are in accordance with the Accounting Standards for Business Enterprises—Borrowing Costs.

Government grants

(1) Types of government grants

Government grants are transfers of monetary assets or non-monetary assets from the government to the company at no consideration except for the capital contribution from the government as an investor in the company. Government grants are divided into asset related government grants and income related Government grants according to the nature of the subsidy objects specified in the relevant government documents.

If the government document does not clearly specify the subsidy object, the company classifies the government subsidy as asset related or income related based on whether it is used for acquisition and construction or forms long-term assets in other ways.

(2) Recognition of Government grants

A government grant is recognized when there is reasonable assurance that the grant will be received and that the company will comply with the conditions attaching to the grant.

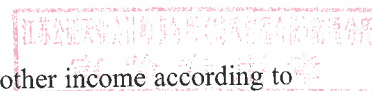
If a government grant is in the form of a transfer of a monetary asset, it is measured at the amount that is received or receivable. If a government grant is in the form of a transfer of a non-monetary asset, it is measured at its fair value.

(3) Accounting treatment of Government grants

A government grant related to an asset is recognized initially as deferred income and amortized to profit or loss in the same period according to a reasonable, systematic approach by instalments over the useful life of the asset. A government grant related to income that compensates the Company for expenses or losses to be incurred in the subsequent periods is recognized initially as deferred income and recognized in profit or loss in the same period in which the cost expenses or losses are recognized. A government grant that compensates the Company for cost expenses or

losses incurred is recognized in profit or loss immediately.

A government related to the company's daily activities is recognized in other income according to the essence of economic business. A government irrelevant to the company's daily activities is recognized in non operating income and expenditure.



Enterprise and local income taxes

The Company adopts the balance sheet debt method to calculate the enterprise income tax.

IV. THE ACCOMPANYING NOTES ARE PART OF THE FINANCIAL STATEMENTS

1. MONETARY FUNDS

ITEMS	31/03/2024	01/04/2023
	RMB	RMB
Cash at Hand	-	-
Cash on Bank	4,448,606.50	15,411,381.14
Others	438,943.18	1,088,604.48
Total	4,887,549.68	16,499,985.62

2. ACCOUNTS RECEIVABLE

ITEMS	31/03/2024			01/04/2023		
	<u>Amount</u>	<u>Proportion</u>	<u>Bad Debt Provision</u>	<u>Amount</u>	<u>Proportion</u>	<u>Bad Debt Provision</u>
	RMB	%	RMB	RMB	%	RMB
Within 1 year	15,144,784.52	81.99	-	14,593,206.65	100.00	-
1-2years	3,327,353.41	18.01	-	-	-	-
Total	18,472,137.93	100.00	-	14,593,206.65	100.00	-

Major items of accounts receivable:

Customer names	Ending balance	Character
Metallurgica Bresciana S.p.A.	9,374,444.38	Payment for goods
Metallurgica Bresciana S.p.A. (ERF)	51,097.09	Payment for goods
FBR CÂBLES	7,555,362.25	Payment for goods
FBR Cables sarl(ERF)	-9,146.93	Payment for goods
Tecnikabel Spa .	1,509,840.98	Payment for goods
Tecnikabel Spa . (ERF)	-9,459.84	Payment for goods

3. ACCOUNTS PREPAYMENTS

ITEMS	31/03/2024			01/04/2023		
	<u>Amount</u>	<u>Proportion</u>	<u>Bad Debt Provision</u>	<u>Amount</u>	<u>Proportion</u>	<u>Bad Debt Provision</u>
	RMB	%	RMB	RMB	%	RMB
Within 1 year	1,258,102.92	10.28	-	1,346,008.13	13.15	-
1-2years	2,094,335.72	17.11	-	-	-	-
2-3 年	-	-	-	8,888,182.39	86.85	-
over 3 years	8,888,182.39	72.61	-	-	-	-
Total	12,240,621.03	100.00	-	10,234,190.52	100.00	-

Within the aforesaid balance, there is no amount due from shareholders that hold 5% or more of the Company's voting shares.

4. OTHER RECEIVABLES

ITEMS	31/03/2024			01/04/2023		
	<u>Amount</u>	<u>Proportion</u>	<u>Bad Debt Provision</u>	<u>Amount</u>	<u>Proportion</u>	<u>Bad Debt Provision</u>
	RMB	%	RMB	RMB	%	RMB
Within 1 year	42,130,547.20	99.97	-	25,800.00	100.00	-
1-2years	13,000.00	0.03	-	-	-	-
Total	42,143,547.20	100.00	-	25,800.00	100.00	-

Within the aforesaid balance, there is no amount due from shareholders that hold 5% or more of the Company's voting shares.

Major items of other receivables:

Customer names	Ending balance	Character
Sterlite Technologies Limited(STL)	42,126,347.20	Local transfer price margin adjust

5. INVENTORIES

ITEMS	31/03/2024	01/04/2023
	RMB	RMB
Raw materials	21,442,946.23	24,919,957.53
waste	-	84,260.24
Goods in Process	3,197,596.11	2,366,233.96
Finished Goods	5,560,578.33	8,804,615.31
Packing	32,659.07	51,758.48

ITEMS	31/03/2024	01/04/2023
	RMB	RMB
Goods shipped in transit	7,388,566.59	13,959,857.61
Materials in transit	1,598,264.94	1,867,783.43
Provision for Inventory	-6,107,321.45	-6,051,027.04
Total	33,113,289.82	46,003,439.52

6. OTHER CIRCULATING ASSETS

ITEMS	31/03/2024	01/04/2023
	RMB	RMB
VAT is retained as input tax	3,489,130.22	3,719,088.01
Prepaid expenses	227,063.00	353,644.65
Total	3,716,193.22	4,072,732.66

7. FIXED ASSETS

ITEMS	Houses and buildings	Machinery	Electronic Equipment	Office furn iture	tool of prod uction	Total
	RMB	RMB	RMB	RMB	RMB	RMB
Cost						
1st April 2023	<u>75,271,506.83</u>	<u>379,015,577.23</u>	<u>1,701,087.37</u>	<u>725,301.02</u>	<u>2,559,626.94</u>	<u>459,273,099.39</u>
Additions	-	1,826,702.13	568,656.23	11,424.78	-	2,406,783.14
Disposals	-	215,683.76	-	-	-	215,683.76
Other decreases	-	1,051,115.58	-	-	-	1,051,115.58
31st March 2024	<u>75,271,506.83</u>	<u>379,575,480.02</u>	<u>2,269,743.60</u>	<u>736,725.80</u>	<u>2,559,626.94</u>	<u>460,413,083.19</u>
Accumulated Depreciation						
1st April 2023	<u>22,447,578.30</u>	<u>143,947,019.73</u>	<u>1,341,625.92</u>	<u>591,613.06</u>	<u>2,135,697.26</u>	<u>170,463,534.27</u>
Add	3,396,617.93	25,451,976.69	169,961.26	58,487.27	137,606.35	29,214,649.50
Less	-	127,792.63	-	-	-	127,792.63
31st March 2024	<u>25,844,196.23</u>	<u>169,271,203.79</u>	<u>1,511,587.18</u>	<u>650,100.33</u>	<u>2,273,303.61</u>	<u>199,550,391.14</u>
Net book value						
1st April 2023	<u>52,823,928.53</u>	<u>235,068,557.50</u>	<u>359,461.45</u>	<u>133,687.96</u>	<u>423,929.68</u>	<u>288,809,565.12</u>
31st March 2024	<u>49,427,310.60</u>	<u>210,304,276.23</u>	<u>758,156.42</u>	<u>86,625.47</u>	<u>286,323.33</u>	<u>260,862,692.05</u>

8. CONSTRUCTION IN PROGRESS

<u>Items</u>	<u>01/04/2023</u>	<u>Additions</u>	<u>Amortization</u>	<u>31/03/2024</u>
	RMB	RMB	RMB	RMB
Equipment installation engineering	124,425.68	2,322,129.18	2,446,554.82	-
Total	124,425.68	2,322,129.18	2,446,554.82	-

9. INTANGIBLE ASSETS

<u>Items</u>	<u>01/04/2023</u>	<u>Additions</u>	<u>Amortization</u>	<u>31/03/2024</u>
	RMB	RMB	RMB	RMB
Land-use right	8,317,831.62	-	199,842.87	8,117,988.75
Software	155,319.46	39,771.68	13,093.30	181,997.84
Total	8,473,151.08	39,771.68	212,936.17	8,299,986.59

10. ASSETS IN DEFERRED-INCOME-TAX

(1) deferred tax assets have been recognized	<u>31/03/2024</u>	<u>01/04/2023</u>
	RMB	RMB
Recoverable loss	4,368,733.69	4,368,733.69
Total	4,368,733.69	4,368,733.69

(2) deductible temporary difference	<u>31/03/2024</u>	<u>01/04/2023</u>
	RMB	RMB
Recoverable loss	29,124,891.28	29,124,891.28
Total	29,124,891.28	29,124,891.28

11. SHORT-TERM BORROWINGS

ITEMS	<u>31/03/2024</u>	<u>01/04/2023</u>
	RMB	RMB
CMB	3,950,000.00	-
Bank Of Jiangsu	5,000,000.00	5,000,000.00
Accrued Interest	37,726.10	5,011.11
Total	8,987,726.10	5,005,011.11

12. NOTES PAYABLE

ITEMS	31/03/2024	01/04/2023
	RMB	RMB
Bank Acceptance Bill	1,412,725.93	3,511,170.39
Total	1,412,725.93	3,511,170.39

13. ACCOUNTS PAYABLE

ITEMS	31/03/2024		01/04/2023	
	<u>Amount</u>	<u>Proportion</u>	<u>Amount</u>	<u>Proportion</u>
	RMB	%	RMB	%
Within 1 year	43,434,757.04	65.06	25,037,135.66	25.67
More than 1 year	23,330,843.57	34.94	72,507,763.63	74.33
Total	66,765,600.61	100.00	97,544,899.29	100.00

Within the aforesaid balance, there is no amount due to shareholders that hold 5% or more of the Company's shares.

Major items of accounts payable:

Vendor names	Ending balance
Sterlite Technologies Limited(STL)	54,984,949.67
Sterlite Technologies Limited(STL) (ERF)	751,031.28
THE IT ELECTRONIC ELEVENT	4,643,123.30
PHICHEM	1,995,567.10
TOLL GLOBAL FORWARDING BEIJINGLTD	526,848.85

14. CONTRACT LIABILITY

ITEMS	31/03/2024	01/04/2023
	RMB	RMB
Advances on sales	30,908,961.21	7,245,538.60
Total	30,908,961.21	7,245,538.60

Within the aforesaid balance, there is no advance payment from shareholders that hold 5% or more of the Company's shares.

Major items of contract liability:

Customer names	Ending balance
Sterlite Technologies Limited(STL)	31,425,601.79
Sterlite Technologies Limited(STL) (ERF)	-914,698.65

15. ACCRUED STAFF'S PAYROLL

ITEMS	31/03/2024	01/04/2023
	RMB	RMB
Wages	745,929.21	326,299.80
Total	745,929.21	326,299.80

16. TAXES AND EXPENSES PAYABLE

ITEMS	31/03/2024	01/04/2023
	RMB	RMB
Individual income tax	16,103.46	24,964.29
Land use tax	49,347.50	49,347.50
Property tax	151,998.85	151,998.85
Stamp tax	13,278.24	34,963.81
environmental protection tax	100.24	87.75
Total	230,828.29	261,362.20

17. DIVIDENDS PAYABLE

ITEMS	31/03/2024	01/04/2023
	RMB	RMB
Sterlite Global Ventures (Mauritius) Ltd	33,715,500.00	33,715,500.00
Total	33,715,500.00	33,715,500.00

18. AMOUNT OTHER ACCRUED PAYABLE

ITEMS	31/03/2024		01/04/2023	
	<u>Amount</u>	<u>Proportion</u>	<u>Amount</u>	<u>Proportion</u>
	RMB	%	RMB	%
Within 1 year	23,729,291.39	43.02	41,624,818.62	100.00
1-2 years	31,422,592.35	56.98	-	-
Total	55,151,883.74	100.00	41,624,818.62	100.00

(1) The ending balance includes provision for expenses of RMB 6,484,950.92.

(2) At the balance sheet date, the balance due to the shareholder as Sterlite (Shanghai) Trading Co., Ltd. (over 5% shares held) is RMB 16,010,697.98.

Other major items:

Vendor names	Ending balance
Sterlite Technologies Limited(STL)	30,731,999.87
Sterlite Technologies Limited(STL) (ERF)	1,851,192.70

19. RELATED PAYABLE(LOAN)

ITEMS	31/03/2024	01/04/2023
	RMB	RMB
Sterlite Global Ventures (Mauritius) Ltd.	75,904,603.87	70,056,007.48
Total	75,904,603.87	70,056,007.48

20. LONG-TERM PAYABLES

ITEMS	31/03/2024	01/04/2023
	RMB	RMB
Withholding shareholders' income tax	4,324,500.00	4,324,500.00
Total	4,324,500.00	4,324,500.00

21. DEFERRED INCOME

ITEMS	31/03/2024	01/04/2023
	RMB	RMB
Government grants	3,683,712.36	4,708,982.40
Total	3,683,712.36	4,708,982.40

22. PAID-IN CAPITAL

Name of owners	01/04/2023		Add RMB	Less RMB	31/03/2024	
	In recording currency RMB	%			In recording currency RMB	%
Sterlite Global Ventures (Mauritius) Ltd.	126,325,605.14	75.00	-	-	126,325,605.14	75.00
Sterlite (Shanghai) Trading Co., Ltd.	42,110,410.05	25.00	-	-	42,110,410.05	25.00
Total	<u>168,436,015.19</u>	<u>100.00</u>	≡	≡	<u>168,436,015.19</u>	<u>100.00</u>

23. SURPLUS RESERVES

<u>Items</u>	<u>01/04/2023</u>	<u>Add</u>	<u>Less</u>	<u>31/03/2024</u>
	RMB	RMB	RMB	RMB
Legal surplus	27,202,610.23	-	-	27,202,610.23
Total	27,202,610.23	-	-	27,202,610.23

24. UNDISTRIBUTED PROFIT

<u>Items</u>	<u>01/04/2023</u>	<u>Add</u>	<u>Less</u>	<u>31/03/2024</u>
	RMB	RMB	RMB	RMB
Undistributed profit	-70,757,484.77	-	18,608,743.30	-89,366,228.07
Total	-70,757,484.77	-	18,608,743.30	-89,366,228.07

25. OPERATING INCOME

<u>Items</u>	April 2023 to March 2024	April 2022 to March 2023
	RMB	RMB
Optical sales	124,385,765.38	39,010,752.42
Other business income	3,445,345.85	5,920,773.43
Total	127,831,111.23	44,931,525.85

26. OPERATION COST

<u>Items</u>	April 2023 to March 2024	April 2022 to March 2023
	RMB	RMB
Optical cost	155,083,147.62	54,538,864.81
Total	155,083,147.62	54,538,864.81

27. TAXES AND SURCHARGES

<u>Items</u>	April 2023 to March 2024	April 2022 to March 2023
	RMB	RMB
Property tax	607,995.40	607,995.34
Land use tax	-	197,390.00
stamp duty	56,241.70	44,105.72
environmental protection tax	474.71	87.75
Total	664,711.81	849,578.81

28. SELLING EXPENSES

<u>Items</u>	April 2023 to March 2024	April 2022 to March 2023
	RMB	RMB
Trademark	2,995,667.07	576,286.00
Sales commission	2,508,371.27	432,215.00
Transportation costs	556,792.17	91,508.07
Samples	149,244.59	31,172.40
Export charges	114,347.42	11,263.75
Total	6,324,422.52	1,142,445.22

29. GENERAL & ADMINISTRATIVE EXPENSES

<u>Items</u>	April 2023 to March 2024	April 2022 to March 2023
	RMB	RMB
Total	14,234,239.15	30,514,070.68
Main: Wage	6,939,326.56	7,296,827.50
Welfare	1,743,203.99	822,834.41
Social security costs	1,032,718.79	1,572,215.12
Attorney fees	658,268.83	1,600,845.36
Local Transportation	498,681.12	399,280.33
depreciation charge	348,981.14	15,006,526.08
Intangible asset amortization charges	212,936.17	406,460.82

30. R & D EXPENSE ACCOUNT

<u>Items</u>	April 2023 to March 2024	April 2022 to March 2023
	RMB	RMB
Total	7,580,405.54	2,841,525.20
Main: Wages and surcharges	3,086,487.51	1,305,250.61
spare part	1,801,139.06	331,510.86
depreciation charge	1,458,979.35	703,079.12
electric charge	1,082,784.97	501,684.61

31. FINANCIAL EXPENSE

<u>Items</u>	April 2023 to March 2024	April 2022 to March 2023
	RMB	RMB
Interest expenditure	3,934,832.03	2,094,810.85

<u>Items</u>	April 2023 to March 2024	April 2022 to March 2023
	RMB	RMB
Interest income	143,035.07	10,678.04
Exchange gain or loss	1,816,343.69	5,661,403.48
Service charge	177,592.66	76,403.58
Discount interest	-	-
Total	5,785,733.31	7,821,939.87

32. LOSSES FROM DEPRECIATION OF ASSETS

<u>Items</u>	April 2023 to March 2024	April 2022 to March 2023
	RMB	RMB
Loss of inventory valuation	577,450.20	4,354,917.88
Total	577,450.20	4,354,917.88

33. OTHER INCOME

<u>Items</u>	April 2023 to March 2024	April 2022 to March 2023
	RMB	RMB
Subsidy income	1,139,400.68	1,031,270.04
Total	1,139,400.68	1,031,270.04

34. NON-OPERATING INCOME

<u>Items</u>	April 2023 to March 2024	April 2022 to March 2023
	RMB	RMB
Damages for breach of contract	712,717.36	-
Other income	42,127,281.56	152,949.76
Total	42,839,998.92	152,949.76

35. NON-OPERATING EXPENDITURE

<u>Items</u>	April 2023 to March 2024	April 2022 to March 2023
	RMB	RMB
Compensatory payment	61,831.38	4,567,413.35
Payment of interest on behalf	-	22,122.93
Loss on sale of assets	78,612.37	26,601.40

Items	April 2023 to March 2024	April 2022 to March 2023
	RMB	RMB
Fine for delaying payment	-	6,865.65
Other expenditure	28,700.23	8,513.65
Total	169,143.98	4,631,516.98

V. RELATED PARTIES

1. Related parties with controlling relationships

Name	Registered address	Relationship with the Company
Sterlite Global Ventures (Mauritius) Ltd.	Mauritius	Investor
Sterlite Technologies Limited(STL)	India	Ultimate holder

2. Equity of the related parties with effective control attributable to the Company and changes goes to Note IV.22.

3. Related parties without control relationship

Name	Registered address	Relationship with the Company
Sterlite (Shanghai) Trading Co., Ltd.	China	Investor
Metallurgica Bresciana S.p.A	Italy	Under the same control
Sterlite Conduspar Industrial Limited	Brazil	Under the same control

4. Relative party transaction

(1) Related party transactions for purchasing and selling goods, providing and receiving labor services

Relative party procurement:

Enterprise name	Transaction type	April 2023 to March 2024	April 2022 to March 2023
Sterlite Technologies Limited(STL)	Purchase goods	28,816,224.27	18,020,798.13
Sterlite Technologies Limited(STL)	Brand/trademark usage fees	1,199,759.52	288,143.04
Sterlite Technologies Limited(STL)	Technical usage fee	1,795,907.56	288,143.04
Sterlite Technologies Limited(STL)	Commissions	1,799,642.90	432,214.55

Relative party sales:

Enterprise name	Transaction type	April 2023 to	April 2022 to
		March 2024	March 2023
Sterlite Technologies Limited(STL)	Sale of goods	11,331,663.83	16,056,300.17
Metallurgica Bresciana S.p.A	Sale of goods	58,933,819.10	12,222,498.17

(2) Fund lending

Borrow

Related parties	Lending amount	current interest	start date	due date	notes
Sterlite Global Ventures (Mauritius) Ltd.	70,950,000.00	3,615,596.39	2022-10-21	-	Interest is calculated on the actual number of days the funds are occupied
<u>Total</u>	<u>70,950,000.00</u>	<u>3,615,596.39</u>	-	-	-

5. Transaction balance of related parties:

Name of related party	31/03/2024		01/04/2023	
	<u>Amount</u>	<u>Proportion</u>	<u>Amount</u>	<u>Proportion</u>
	RMB	%	RMB	%
ACCOUNTS RECEIVABLE:				
Metallurgica Bresciana S.p.A	9,374,444.38	50.75	9,146,808.96	62.68
Metallurgica Bresciana S.p.A (ERF)	51,097.09	0.28	-	-
OTHER RECEIVABLES:				
Sterlite Technologies Limited(STL)	42,126,347.20	99.96	-	-
ACCOUNTS PAYABLE:				
Sterlite Technologies Limited(STL)	54,984,949.67	82.36	74,549,961.50	76.43
Sterlite Technologies Limited(STL) (ERF)	751,031.28	1.12	-	-
CONTRACT LIABILITY:				
Sterlite Technologies Limited(STL)	31,425,601.79	101.67	7,243,083.44	99.97
Sterlite Technologies Limited(STL) (ERF)	-914,698.65	-2.96	-	-
AMOUNT OTHER ACCRUED PAYABLE:				
Sterlite Technologies Limited(STL)	30,731,999.87	55.72	16,397,466.93	39.39
Sterlite Technologies Limited(STL) (ERF)	1,851,192.70	3.36	-	-
Sterlite (Shanghai) Trading Co., Ltd.	16,010,499.49	29.03	22,783,743.52	54.74
Sterlite (Shanghai) Trading Co., Ltd. (ERF)	198.49	0.00	-	-

Name of related party	31/03/2024		01/04/2023	
	<u>Amount</u>	<u>Proportion</u>	<u>Amount</u>	<u>Proportion</u>
	RMB	%	RMB	%
RELATED PAYABLE(LOAN):				
Sterlite Global Ventures (Mauritius) Ltd	75,904,603.87	100.00	70,056,007.48	100.00

VI. CONTINGENCIES

As at the balance sheet date, the Company has no material contingencies that need to be disclosed.

VII. EVENTS OCCURRING AFTER THE BALANCE SHEET DATE

As at the approval date of the issue of the financial statements, the Company has no significant events occurring after the balance sheet date that need to be disclosed.

VIII. OTHER IMPORTANT MATTERS

As at the approval date of the issue of the financial statements, the Company has no significant events occurring after the balance sheet date that need to be disclosed.

Jiangsu Sterlite Fiber Technology Co., Ltd.

April 12, 2024

* * * THE END * * *



营业执照

(副本)

编号 320602666202304140213

扫描二维码登录“国家企业信用信息公示系统”了解更多登记、备案、许可、监管信息。



统一社会信用代码

913206020850023627 (1/1)

名称 公证天业会计师事务所(特殊普通合伙)南通分所 负责人 胡杰

类型 特殊普通合伙企业分支机构 成立日期 2013年11月13日

经营范围 审查企业会计报表，出具审计报告；验证企业资本，出具验资报告；办理企业合并、分立、清算等审计业务；对内部控制进行评价；接受企业委托办理其他会计、税务咨询、税务代理业务；法律、法规规定的其他经营活动。经批准的经营项目。

经营场所

南通市崇川区星城路299号南通创新科技园2号楼701、706室



登记机关

2023

年度检验登记
Annual Renewal Registration

本证书经检验合格，继续有效一年。
This certificate is valid for another year after
this renewal.




姓名 胡杰
Full name _____
性别 男
Sex _____
出生日期 1968-08-07
Date of birth _____
工作单位 江苏公证天业会计师事务所有限公司南通分所
Working unit _____
身份证号码 320802196808072515
Identity card No. _____

胡杰(320200280120)
您已通过2019年年检
江苏省注册会计师协会

胡杰(320200280120)
您已通过2020年年检
江苏省注册会计师协会

年度检验登记
Annual Renewal Registration

本证书经检验合格，继续有效一年。
This certificate is valid for another year after
this renewal.



证书编号: 320200280120
No. of Certificate

批准注册协会: 江苏省注册会计师协会
Authorized Institute of CPAs

发证日期: 2013 年 08 月 30 日
Date of Issuance /y /m /d

胡杰(320200280120)
您已通过2021年年检
江苏省注册会计师协会

年 月 日
/y /m /d



姓名 Full name 陈芸云
 性别 Sex 女
 出生日期 Date of birth 1973-10-02
 工作单位 Working unit 南通正华联合会计师事务所
 身份证号码 Identity card No. 320404197310080428

证书编号: 320600310010
 No. of Certificate

批准注册协会: 江苏省注册会计师协会
 Authorized Institute of CPAs

发证日期: 2012 年 12 月 06 日
 Date of Issuance

年度检验登记

Annual Renewal Registration

本证书经检验合格，继续有效一年。
 This certificate is valid for another year after this renewal.




陈芸云(320600310010)
 您已通过2019年年检
 江苏省注册会计师协会

年 月 日



注册会计师工作单位变更事项登记

Registration of the Change of Working Unit by a CPA

同意调出
 Agree the holder to be transferred from

南通正华 事务所
 CPAs

转出协会盖章
 Stamp of the transfer-out Institute of CPAs
 2013 年 01 月 22 日

同意调入
 Agree the holder to be transferred to


江苏正华 事务所
 CPAs
 南通分所

转入协会盖章
 Stamp of the transfer-in Institute of CPAs
 2013 年 01 月 22 日

年度检验登记

Annual Renewal Registration

本证书经检验合格，继续有效一年。
 This certificate is valid for another year after this renewal.




陈芸云(320600310010)
 您已通过2021年年检
 江苏省注册会计师协会

年 月 日

Elitecore Technologies (Mauritius) Limited

Balance Sheet as at 31 st March 2024	Amount in MUR (000's)	
	March 31, 2024	March 31, 2023
ASSETS		
Non-current assets		
Property, Plant and Equipment	-	-
Total Non-Current assets	-	-
Deferred Tax Assets		
	-	-
Current assets		
i) Trade receivables	4,123.47	5,450.58
ii) Cash and cash equivalents	275.80	199.23
iii) Other Current Financial Assets	25.00	-
Other current assets	291.46	452.15
Total current assets	4,715.73	6,101.96
Total Assets	4,715.73	6,101.96
EQUITY AND LIABILITIES		
Equity		
Equity share capital	760.60	760.60
Other Equity	3,291.53	4,307.92
Total Equity	4,052.13	5,068.52
Liabilities		
Non-current liabilities		
Financial Liabilities		
i) Borrowings	-	-
ii) Other financial liabilities	-	-
Employee benefit obligations	-	-
	-	-
Deferred Tax Liabilities		
	-	-
Current liabilities		
i) Trade payables	296.10	306.83
ii) Other financial liabilities	81.58	308.53
Other current liabilities	266.73	389.68
Employee benefit obligations	-	-
Provision for Income Tax (Net)	19.19	28.39
Total current liabilities	663.60	1,033.44
Total Equity and Liabilities	4,715.73	6,101.96



Elitecore Technologies (Mauritius) Limited

Profit and loss account for the year ended 31st March 2024

	Amount in MUR (000's)	
	March 31, 2024	March 31, 2023
INCOME		
Revenue from operations	1,852.69	8,080.11
Other Income	0.00	3.78
Total Income (I)	1,852.69	8,083.89
EXPENSES		
Employee benefits expense	1,991.92	6,359.61
Other expenses	741.57	1,185.48
Total Expense (II)	2,733.49	7,545.09
Earnings before interest, tax, depreciation and amortization (EBITDA) (I) - (II)	(880.80)	538.80
Depreciation and amortization expense	-	-
Finance costs	28.59	-
Profit before tax	(909.39)	538.80
Tax expense		
Current tax	-	101.36
Deferred tax	-	-
Total tax expenses	-	101.36
Profit / (loss) for the year	(909.39)	437.44
Other comprehensive income for the year, net of tax	(909.39)	437.44
Other comprehensive income not to be reclassified to profit or loss in subsequent period	-	-
Total comprehensive income	(909.39)	437.44





**RELAZIONE DELLA SOCIETA' DI REVISIONE
INDIPENDENTE AI SENSI DELL'ARTICOLO 14
DEL DLGS 27 GENNAIO 2010, N° 39**

OPTOTEC SPA

BILANCIO D'ESERCIZIO AL 31 MARZO 2024

Relazione della società di revisione indipendente *ai sensi dell'articolo 14 del DLgs 27 gennaio 2010, n° 39*

All'azionista unico della
Optotec SpA

Relazione sulla revisione contabile del bilancio d'esercizio

Giudizio

Abbiamo svolto la revisione contabile del bilancio d'esercizio della società Optotec SpA (la Società), costituito dallo stato patrimoniale al 31 marzo 2024, dal conto economico, dal rendiconto finanziario per l'esercizio chiuso a tale data e dalla nota integrativa.

A nostro giudizio, il bilancio d'esercizio fornisce una rappresentazione veritiera e corretta della situazione patrimoniale e finanziaria della Società al 31 marzo 2024, del risultato economico e dei flussi di cassa per l'esercizio chiuso a tale data in conformità alle norme italiane che ne disciplinano i criteri di redazione.

Elementi alla base del giudizio

Abbiamo svolto la revisione contabile in conformità ai principi di revisione internazionali (ISA Italia). Le nostre responsabilità ai sensi di tali principi sono ulteriormente descritte nella sezione *Responsabilità della società di revisione per la revisione contabile del bilancio d'esercizio* della presente relazione. Siamo indipendenti rispetto alla Società in conformità alle norme e ai principi in materia di etica e di indipendenza applicabili nell'ordinamento italiano alla revisione contabile del bilancio. Riteniamo di aver acquisito elementi probativi sufficienti e appropriati su cui basare il nostro giudizio.

Responsabilità degli amministratori e del collegio sindacale per il bilancio d'esercizio

Gli amministratori sono responsabili per la redazione del bilancio d'esercizio che fornisca una rappresentazione veritiera e corretta in conformità alle norme italiane che ne disciplinano i criteri di redazione e, nei termini previsti dalla legge, per quella parte del controllo interno dagli stessi ritenuta necessaria per consentire la redazione di un bilancio che non contenga errori significativi dovuti a frodi o a comportamenti o eventi non intenzionali.

PricewaterhouseCoopers SpA

Sede legale: Milano 20145 Piazza Tre Torri 2 Tel. 02 77851 Fax 02 7785240 Capitale Sociale Euro 6.890.000,00 i.v. C.F. e P.IVA e Reg. Imprese Milano Monza Brianza Lodi 12979880155 Iscritta al n° 119644 del Registro dei Revisori Legali - Altri Uffici: Ancona 60131 Via Sandro Totti 1 Tel. 071 2132311 - Bari 70122 Via Abate Gimma 72 Tel. 080 5640211 - Bergamo 24121 Largo Belotti 5 Tel. 035 229691 - Bologna 40124 Via Luigi Carlo Farini 12 Tel. 051 6186211 - Brescia 25121 Viale Duca d'Aosta 28 Tel. 030 3697501 - Catania 95129 Corso Italia 302 Tel. 095 7532311 - Firenze 50121 Viale Gramsci 15 Tel. 055 2482811 - Genova 16121 Piazza Piccapietra 9 Tel. 010 29041 - Napoli 80121 Via dei Mille 16 Tel. 081 36181 - Padova 35138 Via Vicenza 4 Tel. 049 873481 - Palermo 90141 Via Marchese Ugo 60 Tel. 091 349737 - Parma 43121 Viale Tanara 20/A Tel. 0521 275911 - Pescara 65127 Piazza Ettore Troilo 8 Tel. 085 4545711 - Roma 00154 Largo Fochetti 29 Tel. 06 570251 - Torino 10122 Corso Palestro 10 Tel. 011 556771 - Trento 38122 Viale della Costituzione 33 Tel. 0461 237004 - Treviso 31100 Viale Felissent 90 Tel. 0422 696911 - Trieste 34125 Via Cesare Battisti 18 Tel. 040 3480781 - Udine 33100 Via Poscolle 43 Tel. 0432 25789 - Varese 21100 Via Albuzzi 43 Tel. 0332 285039 - Verona 37135 Via Francia 21/C Tel. 045 8263001 - Vicenza 36100 Piazza Pontelandolfo 9 Tel. 0444 393311

Gli amministratori sono responsabili per la valutazione della capacità della Società di continuare a operare come un'entità in funzionamento e, nella redazione del bilancio d'esercizio, per l'appropriatezza dell'utilizzo del presupposto della continuità aziendale, nonché per una adeguata informativa in materia. Gli amministratori utilizzano il presupposto della continuità aziendale nella redazione del bilancio d'esercizio a meno che abbiano valutato che sussistono le condizioni per la liquidazione della Società o per l'interruzione dell'attività o non abbiano alternative realistiche a tali scelte.

Il collegio sindacale ha la responsabilità della vigilanza, nei termini previsti dalla legge, sul processo di predisposizione dell'informativa finanziaria della Società.

Responsabilità della società di revisione per la revisione contabile del bilancio d'esercizio

I nostri obiettivi sono l'acquisizione di una ragionevole sicurezza che il bilancio d'esercizio nel suo complesso non contenga errori significativi, dovuti a frodi o a comportamenti o eventi non intenzionali, e l'emissione di una relazione di revisione che includa il nostro giudizio. Per ragionevole sicurezza si intende un livello elevato di sicurezza che, tuttavia, non fornisce la garanzia che una revisione contabile svolta in conformità ai principi di revisione internazionali (ISA Italia) individui sempre un errore significativo, qualora esistente. Gli errori possono derivare da frodi o da comportamenti o eventi non intenzionali e sono considerati significativi qualora ci si possa ragionevolmente attendere che essi, singolarmente o nel loro insieme, siano in grado di influenzare le decisioni economiche prese dagli utilizzatori sulla base del bilancio d'esercizio.

Nell'ambito della revisione contabile svolta in conformità ai principi di revisione internazionali (ISA Italia), abbiamo esercitato il giudizio professionale e abbiamo mantenuto lo scetticismo professionale per tutta la durata della revisione contabile. Inoltre:

- abbiamo identificato e valutato i rischi di errori significativi nel bilancio d'esercizio, dovuti a frodi o a comportamenti o eventi non intenzionali; abbiamo definito e svolto procedure di revisione in risposta a tali rischi; abbiamo acquisito elementi probativi sufficienti e appropriati su cui basare il nostro giudizio. Il rischio di non individuare un errore significativo dovuto a frodi è più elevato rispetto al rischio di non individuare un errore significativo derivante da comportamenti o eventi non intenzionali, poiché la frode può implicare l'esistenza di collusioni, falsificazioni, omissioni intenzionali, rappresentazioni fuorvianti o forzature del controllo interno;
- abbiamo acquisito una comprensione del controllo interno rilevante ai fini della revisione contabile allo scopo di definire procedure di revisione appropriate nelle circostanze e non per esprimere un giudizio sull'efficacia del controllo interno della Società;
- abbiamo valutato l'appropriatezza dei principi contabili utilizzati nonché la ragionevolezza delle stime contabili effettuate dagli amministratori, inclusa la relativa informativa;
- siamo giunti a una conclusione sull'appropriatezza dell'utilizzo da parte degli amministratori del presupposto della continuità aziendale e, in base agli elementi probativi acquisiti, sull'eventuale esistenza di un'incertezza significativa riguardo a eventi o circostanze che possono far sorgere dubbi significativi sulla capacità della Società di continuare a operare

- come un'entità in funzionamento. In presenza di un'incertezza significativa, siamo tenuti a richiamare l'attenzione nella relazione di revisione sulla relativa informativa di bilancio ovvero, qualora tale informativa sia inadeguata, a riflettere tale circostanza nella formulazione del nostro giudizio. Le nostre conclusioni sono basate sugli elementi probativi acquisiti fino alla data della presente relazione. Tuttavia, eventi o circostanze successivi possono comportare che la Società cessi di operare come un'entità in funzionamento;
- abbiamo valutato la presentazione, la struttura e il contenuto del bilancio d'esercizio nel suo complesso, inclusa l'informativa, e se il bilancio d'esercizio rappresenti le operazioni e gli eventi sottostanti in modo da fornire una corretta rappresentazione.

Abbiamo comunicato ai responsabili delle attività di governance, identificati a un livello appropriato come richiesto dagli ISA Italia, tra gli altri aspetti, la portata e la tempistica pianificate per la revisione contabile e i risultati significativi emersi, incluse le eventuali carenze significative nel controllo interno identificate nel corso della revisione contabile.

Relazione su altre disposizioni di legge e regolamentari

Giudizio ai sensi dell'articolo 14, comma 2, lettera e), del DLgs 39/10

Gli amministratori della Optotec SpA sono responsabili per la predisposizione della relazione sulla gestione della Optotec SpA al 31 marzo 2024, incluse la sua coerenza con il relativo bilancio d'esercizio e la sua conformità alle norme di legge.

Abbiamo svolto le procedure indicate nel principio di revisione (SA Italia) n° 720B al fine di esprimere un giudizio sulla coerenza della relazione sulla gestione con il bilancio d'esercizio della Optotec SpA al 31 marzo 2024 e sulla conformità della stessa alle norme di legge, nonché di rilasciare una dichiarazione su eventuali errori significativi.

A nostro giudizio, la relazione sulla gestione è coerente con il bilancio d'esercizio della Optotec SpA al 31 marzo 2024 ed è redatta in conformità alle norme di legge.

Con riferimento alla dichiarazione di cui all'articolo 14, comma 2, lettera e), del DLgs 39/10, rilasciata sulla base delle conoscenze e della comprensione dell'impresa e del relativo contesto acquisite nel corso dell'attività di revisione, non abbiamo nulla da riportare.

Brescia, 24 giugno 2024

PricewaterhouseCoopers SpA



Alessandro Mazzetti
(Revisore legale)

Informazioni generali sull'impresa

Dati anagrafici

Denominazione: OPTOTEC SOCIETA' PER AZIONI O BREVEMENTE " OPT SPA "

Sede: VIA GUGLIELMO MARCONI 31 DELLO BS

Capitale sociale: 3.650.184,00

Capitale sociale interamente versato: sì

Codice CCIAA: BS

Partita IVA: 10730100152

Codice fiscale: 10730100152

Numero REA: 612864

Forma giuridica: SOCIETA' PER AZIONI

Settore di attività prevalente (ATECO): 263029

Società in liquidazione: no

Società con socio unico: sì

Società sottoposta ad altrui attività di direzione e coordinamento: no

Denominazione della società o ente che esercita l'attività di direzione e coordinamento: Appartenenza a un gruppo: sì

Denominazione della società capogruppo: Paese della capogruppo:

Numero di iscrizione all'albo delle cooperative:

Bilancio al 31/03/2024

Stato Patrimoniale Ordinario

	31/03/2024	31/03/2023
Attivo		
B) Immobilizzazioni		

	31/03/2024	31/03/2023
I - Immobilizzazioni immateriali	-	-
2) costi di sviluppo	30.001	70.001
dell'ingegno		
3) diritti di brevetto industriale e diritti di utilizzazione delle opere	5.148	10.745
7) altre	10.899	3.984
<i>Totale immobilizzazioni immateriali</i>	<i>46.048</i>	<i>84.730</i>
II - Immobilizzazioni materiali	-	-
1) terreni e fabbricati	509.094	-
2) impianti e macchinario	130.517	91.768
3) attrezzature industriali e commerciali	517.754	312.898
4) altri beni	52.680	48.121
5) immobilizzazioni in corso e acconti	-	131.857
<i>Totale immobilizzazioni materiali</i>	<i>1.210.045</i>	<i>584.644</i>
III - Immobilizzazioni finanziarie	-	-
1) partecipazioni in	-	-
a) imprese controllate	99.643	99.643
d-bis) altre imprese	770	770
<i>Totale partecipazioni</i>	<i>100.413</i>	<i>100.413</i>
2) crediti	-	-
c) verso controllanti	4.155.611	540.107
esigibili entro l'esercizio successivo	4.155.611	540.107
<i>Totale crediti</i>	<i>4.155.611</i>	<i>540.107</i>
4) strumenti finanziari derivati attivi	16.774	31.081
<i>Totale immobilizzazioni finanziarie</i>	<i>4.272.798</i>	<i>671.601</i>
<i>Totale immobilizzazioni (B)</i>	<i>5.528.891</i>	<i>1.340.975</i>
C) Attivo circolante		
I - Rimanenze	-	-
1) materie prime, sussidiarie e di consumo	842.886	1.075.079
2) prodotti in corso di lavorazione e semilavorati	135.361	166.222
4) prodotti finiti e merci	4.130.041	4.406.516
<i>Totale rimanenze</i>	<i>5.108.288</i>	<i>5.647.817</i>
II - Crediti	-	-
1) verso clienti	2.538.513	5.501.388
esigibili entro l'esercizio successivo	2.538.513	5.501.388

	31/03/2024	31/03/2023
3) verso imprese collegate	2.537.945	-
esigibili entro l'esercizio successivo	2.537.945	-
4) verso controllanti	691.785	385.823
esigibili entro l'esercizio successivo	691.785	385.823
5-bis) crediti tributari	740.678	535.116
esigibili entro l'esercizio successivo	740.678	535.116
5-ter) imposte anticipate	21.400	24.754
5-quater) verso altri	154.997	162.415
esigibili entro l'esercizio successivo	154.997	162.415
Totale crediti	6.685.318	6.609.496
IV - Disponibilita' liquide	-	-
1) depositi bancari e postali	673.675	4.800.114
3) danaro e valori in cassa	75	259
Totale disponibilita' liquide	673.750	4.800.373
Totale attivo circolante (C)	12.467.356	17.057.686
D) Ratei e risconti	48.170	57.289
Totale attivo	18.044.417	18.455.950
Passivo		
A) Patrimonio netto	7.663.354	11.263.378
I - Capitale	3.650.184	3.650.184
III - Riserve di rivalutazione	3.525.593	3.525.595
IV - Riserva legale	850.460	850.460
VI - Altre riserve, distintamente indicate	-	-
Varie altre riserve	1	-
Totale altre riserve	1	-
VII - Riserva per operazioni di copertura dei flussi finanziari attesi	16.774	31.081
VIII - Utili (perdite) portati a nuovo	110.001	110.001
IX - Utile (perdita) dell'esercizio	(489.659)	3.096.057
Totale patrimonio netto	7.663.354	11.263.378
C) Trattamento di fine rapporto di lavoro subordinato	59.495	139.504
D) Debiti		
4) debiti verso banche	1.431.637	949.766
esigibili entro l'esercizio successivo	905.915	210.466
esigibili oltre l'esercizio successivo	525.722	739.300

	31/03/2024	31/03/2023
6) acconti	-	27.980
esigibili entro l'esercizio successivo	-	27.980
7) debiti verso fornitori	2.761.731	5.543.029
esigibili entro l'esercizio successivo	2.761.731	5.543.029
10) debiti verso imprese collegate	56.083	-
esigibili entro l'esercizio successivo	56.083	-
11) debiti verso controllanti	5.604.914	-
esigibili entro l'esercizio successivo	5.604.914	-
12) debiti tributari	1.874	52.607
esigibili entro l'esercizio successivo	1.874	52.607
13) debiti verso istituti di previdenza e di sicurezza sociale	36.183	130.974
esigibili entro l'esercizio successivo	36.183	130.974
14) altri debiti	419.146	348.712
esigibili entro l'esercizio successivo	419.146	348.712
<i>Totale debiti</i>	<i>10.311.568</i>	<i>7.053.068</i>
E) Ratei e risconti	10.000	-
<i>Totale passivo</i>	<i>18.044.417</i>	<i>18.455.950</i>

Conto Economico Ordinario

	31/03/2024	31/03/2023
A) Valore della produzione		
1) ricavi delle vendite e delle prestazioni	14.248.490	16.347.979
2) variazioni delle rimanenze di prodotti in corso di lavorazione, semilavorati e finiti	(307.336)	(2.155.683)
5) altri ricavi e proventi	-	-
contributi in conto esercizio	41.121	-
altri	781.883	295.135
<i>Totale altri ricavi e proventi</i>	<i>823.004</i>	<i>295.135</i>
<i>Totale valore della produzione</i>	<i>14.764.158</i>	<i>14.487.431</i>
B) Costi della produzione		
6) per materie prime, sussidiarie, di consumo e di merci	9.961.257	9.395.786
7) per servizi	1.478.472	1.407.219

	31/03/2024	31/03/2023
8) per godimento di beni di terzi	274.132	294.287
9) per il personale	-	-
a) salari e stipendi	1.989.655	1.978.146
b) oneri sociali	648.562	619.681
c) trattamento di fine rapporto	104.594	87.862
e) altri costi	385.285	3.909
<i>Totale costi per il personale</i>	<i>3.128.096</i>	<i>2.689.598</i>
10) ammortamenti e svalutazioni	-	-
a) ammortamento delle immobilizzazioni immateriali	48.574	46.594
b) ammortamento delle immobilizzazioni materiali	219.908	149.239
<i>Totale ammortamenti e svalutazioni</i>	<i>268.482</i>	<i>195.833</i>
11) variazioni delle rimanenze di materie prime, sussidiarie, di consumo e merci	232.192	334.859
14) oneri diversi di gestione	157.330	116.613
<i>Totale costi della produzione</i>	<i>15.499.961</i>	<i>14.434.195</i>
Differenza tra valore e costi della produzione (A - B)	(735.803)	53.236
C) Proventi e oneri finanziari		
15) proventi da partecipazioni	-	-
da imprese controllate	212.392	3.541.428
<i>Totale proventi da partecipazioni</i>	<i>212.392</i>	<i>3.541.428</i>
16) altri proventi finanziari	-	-
d) proventi diversi dai precedenti	-	-
altri	186	81
<i>Totale proventi diversi dai precedenti</i>	<i>186</i>	<i>81</i>
<i>Totale altri proventi finanziari</i>	<i>186</i>	<i>81</i>
17) interessi ed altri oneri finanziari	-	-
altri	190.558	155.013
<i>Totale interessi e altri oneri finanziari</i>	<i>190.558</i>	<i>155.013</i>
17-bis) utili e perdite su cambi	37.577	(287.921)
<i>Totale proventi e oneri finanziari (15+16-17+-17-bis)</i>	<i>59.597</i>	<i>3.098.575</i>
Risultato prima delle imposte (A-B+C+D)	(676.206)	3.151.811
20) Imposte sul reddito dell'esercizio, correnti, differite e anticipate		
imposte correnti	-	22.055
imposte relative a esercizi precedenti	-	628
imposte differite e anticipate	3.353	59.936

	31/03/2024	31/03/2023
proventi (oneri) da adesione al regime di consolidato fiscale / trasparenza fiscale	189.900	26.865
<i>Totale delle imposte sul reddito dell'esercizio, correnti, differite e anticipate</i>	<i>(186.547)</i>	<i>55.754</i>
21) Utile (perdita) dell'esercizio	(489.659)	3.096.057

Rendiconto finanziario, metodo indiretto

	Importo al 31/03/2024	Importo al 31/03/2023
A) Flussi finanziari derivanti dall'attività operativa (metodo indiretto)		
Utile (perdita) dell'esercizio	(489.659)	3.096.057
Imposte sul reddito		55.754
Interessi passivi/(attivi)	190.372	154.932
(Dividendi)	(212.392)	(3.541.428)
<i>1) Utile (perdita) dell'esercizio prima d'imposte sul reddito, interessi, dividendi e plus/minusvalenze da cessione</i>	<i>(511.679)</i>	<i>(234.685)</i>
Rettifiche per elementi non monetari che non hanno avuto contropartita nel capitale circolante netto		
Ammortamenti delle immobilizzazioni	268.483	195.833
Rettifiche di valore di attività e passività finanziarie di strumenti finanziari derivati che non comportano movimentazione monetarie	14.307	
Altre rettifiche in aumento/(in diminuzione) per elementi non monetari		87.862
<i>Totale rettifiche per elementi non monetari che non hanno avuto contropartita nel capitale circolante netto</i>	<i>282.790</i>	<i>283.695</i>
<i>2) Flusso finanziario prima delle variazioni del capitale circolante netto</i>	<i>(228.889)</i>	<i>49.010</i>
Variazioni del capitale circolante netto		
Decremento/(Incremento) delle rimanenze	539.529	2.390.543
Decremento/(Incremento) dei crediti verso clienti	2.962.875	(2.519.920)
Incremento/(Decremento) dei debiti verso fornitori	(2.781.298)	672.309
Decremento/(Incremento) dei ratei e risconti attivi	9.119	(49.957)
Incremento/(Decremento) dei ratei e risconti passivi	10.000	(1.500)
Altri decrementi/(Altri incrementi) del capitale circolante netto	2.520.383	(308.009)
<i>Totale variazioni del capitale circolante netto</i>	<i>3.260.608</i>	<i>183.466</i>
<i>3) Flusso finanziario dopo le variazioni del capitale circolante netto</i>	<i>3.031.719</i>	<i>232.476</i>
Altre rettifiche		
Interessi incassati/(pagati)	(190.372)	(154.932)
(Imposte sul reddito pagate)	22.055	(55.754)
Dividendi incassati	212.392	3.541.428
Altri incassi/(pagamenti)		(92.683)
<i>Totale altre rettifiche</i>	<i>44.075</i>	<i>3.238.059</i>

	Importo al 31/03/2024	Importo al 31/03/2023
Flusso finanziario dell'attività operativa (A)	3.075.794	3.470.535
B) Flussi finanziari derivanti dall'attività d'investimento		
Immobilizzazioni materiali		
(Investimenti)	(1.005.239)	(316.665)
Disinvestimenti	28.072	
Immobilizzazioni immateriali		
(Investimenti)	(9.892)	(13.793)
Immobilizzazioni finanziarie		
(Investimenti)	(3.601.172)	(540.107)
Flusso finanziario dell'attività di investimento (B)	(4.588.231)	(870.565)
C) Flussi finanziari derivanti dall'attività di finanziamento		
Mezzi di terzi		
Incremento/(Decremento) debiti a breve verso banche	695.449	210.431
Accensione finanziamenti		739.300
(Rimborso finanziamenti)	(213.578)	
Mezzi propri		
(Dividendi e acconti su dividendi pagati)	(3.096.057)	(2.095.841)
Flusso finanziario dell'attività di finanziamento (C)	(2.614.186)	(1.146.110)
Incremento (decremento) delle disponibilità liquide (A ± B ± C)	(4.126.623)	1.453.860
Disponibilità liquide a inizio esercizio		
Depositi bancari e postali	4.800.114	3.345.953
Danaro e valori in cassa	259	560
Totale disponibilità liquide a inizio esercizio	4.800.373	3.346.513
Disponibilità liquide a fine esercizio		
Depositi bancari e postali	673.675	4.800.114
Danaro e valori in cassa	75	259
Totale disponibilità liquide a fine esercizio	673.750	4.800.373
Differenza di quadratura		

Nota integrativa, parte iniziale

Signor Socio, la presente nota integrativa costituisce parte integrante del bilancio al 31/03/2024.

Il bilancio risulta conforme a quanto previsto dagli articoli 2423 e seguenti del codice civile ed ai principi contabili nazionali così come pubblicati dall'Organismo Italiano di Contabilità; esso rappresenta pertanto con chiarezza ed in modo veritiero e corretto la situazione patrimoniale e finanziaria della società ed il risultato economico dell'esercizio.

Il contenuto dello stato patrimoniale e del conto economico è quello previsto dagli articoli 2424 e 2425 del codice civile, mentre il rendiconto finanziario è stato redatto ai sensi dell'art. 2425-ter.

La nota integrativa, redatta ai sensi dell'art. 2427 del codice civile, contiene inoltre tutte le informazioni utili a fornire una corretta interpretazione del bilancio.

Attività della società

La società esercita attività di produzione, sviluppo e vendita di componenti, dispositivi, attrezzature ed accessori per reti di telecomunicazione e le reti FTTH in fibra ottica.

Si ricorda che, nel corso dell'esercizio 2021, la società è stata oggetto di una acquisizione totalitaria da parte di STL OPTICAL INTERCONNECT S.P.A. Ne consegue che quest'ultima detiene n. 707.400 azioni ordinarie del valore nominale di Euro 5,16 cadauna, corrispondenti a una partecipazione totalitaria nel capitale sociale di Optotec S.p.A.

Fatti di rilievo avvenuti nel corso dell'esercizio

Riportiamo di seguito alcuni fatti di particolare rilevanza che si ritiene utile evidenziare alla Vostra attenzione:

- Con data 20 giugno 2023, l'Assemblea dei Soci ha deliberato una distribuzione di un dividendo pari ad € 3.096.057.
- Nel corso dell'esercizio, con assemblea straordinaria tenutasi avanti al Notaio Domenico Cambareri, con repertorio n. 57514 e raccolta n. 24940, è stata trasferita la sede legale della società da Garbagnate Milanese (MI) – via Zenale 44 a Dello (BS) – via Marconi 31, già sede della società collegata Metallurgica Bresciana Spa, con la quale è stato sottoscritto un contratto di superficie, avanti al Notaio Andrea Milesi al repertorio n. 7.757 e n. di racconta 6.131, per lo sfruttamento di tre terreni/aree edificabile per una durata di 20 anni e per un corrispettivo, per tutta la durata del contratto, pari ad € 200.000,00. Contestualmente è stata altresì aperta una nuova unità locale ad Origgio (VA) in Largo Boccioni 1. Tali due operazioni sono da considerarsi in un più ampio progetto di "ristrutturazione" e cambiamento della società, soprattutto concentrato a mitigare alcuni costi e per rendere più efficienti alcuni processi aziendali. Ciò ha comportato altresì l'esodo di n. 21 dipendenti.

Criteri di formazione

Redazione del bilancio

Le informazioni contenute nel presente documento sono presentate secondo l'ordine in cui le relative voci sono indicate nello stato patrimoniale e nel conto economico.

In riferimento a quanto indicato nella parte introduttiva della presente nota integrativa, si attesta che, ai sensi dell'art. 2423, comma 3 del codice civile, qualora le informazioni richieste da specifiche disposizioni di legge non siano sufficienti a dare una rappresentazione veritiera e corretta della situazione aziendale vengono fornite le informazioni complementari ritenute necessarie allo scopo.

Il bilancio d'esercizio, così come la presente nota integrativa, sono stati redatti in unità di euro.

Principi di redazione

La valutazione delle voci di bilancio è avvenuta nel rispetto del principio della prudenza, della rilevanza e nella prospettiva di continuazione dell'attività. In particolare, tenendo in considerazione le informazioni disponibili, si ritiene che ricorrano le condizioni affinché l'azienda continui a costituire un complesso economico funzionante destinato alla produzione di reddito per un prevedibile arco temporale futuro, relativo a un periodo di almeno dodici mesi dalla data di riferimento del bilancio. Nella valutazione prospettica circa il presupposto della continuità aziendale non sono emerse significative incertezze.

Ai sensi dell'art. 2423-bis c.1 punto 1-bis C.C., la rilevazione e la presentazione delle voci è effettuata tenendo conto della sostanza dell'operazione o del contratto. Nella redazione del bilancio d'esercizio gli oneri e i proventi sono stati iscritti secondo il principio di competenza indipendentemente dal momento della loro manifestazione numeraria e sono stati indicati esclusivamente gli utili realizzati alla data di chiusura dell'esercizio. Si è peraltro tenuto conto dei rischi e delle perdite di competenza dell'esercizio, anche se conosciuti dopo la chiusura di questo.

Prospettiva della continuità aziendale

Per quanto concerne tale principio, la valutazione delle voci di bilancio è stata effettuata nella prospettiva della continuità aziendale e quindi tenendo conto del fatto che l'azienda costituisce un complesso economico funzionante, destinato, almeno per un prevedibile arco di tempo futuro (12 mesi dalla data di riferimento di chiusura del bilancio), alla produzione di reddito.

Nella valutazione prospettica circa il presupposto della continuità aziendale, non sono emerse significative incertezze né sono state individuate ragionevoli motivazioni che potrebbero determinare la cessazione dell'attività.

Struttura e contenuto del prospetto di bilancio

Lo stato patrimoniale, il conto economico, il rendiconto finanziario e le informazioni di natura contabile contenute nella presente nota integrativa sono conformi alle scritture contabili, da cui sono stati direttamente desunti.

Nell'esposizione dello stato patrimoniale e del conto economico non sono stati effettuati raggruppamenti delle voci precedute da numeri arabi, come invece facoltativamente previsto dall'art. 2423 ter del codice civile.

Ai sensi dell'art. 2424 del codice civile si conferma che non esistono elementi dell'attivo o del passivo che ricadano sotto più voci del prospetto di bilancio.

Casi eccezionali ex art. 2423, quinto comma, del Codice Civile

Non si sono verificati casi eccezionali che abbiano reso necessario il ricorso a deroghe di cui all'art. 2423, commi 4 e 5 del codice civile.

Cambiamenti di principi contabili

Non si sono verificati casi eccezionali che abbiano reso necessario il ricorso a deroghe di cui all'art. 2423-bis comma 2 del codice civile.

Correzione di errori rilevanti

Non sono emersi nell'esercizio errori rilevanti commessi in esercizi precedenti

Problematiche di comparabilità e di adattamento

Ai sensi dell'art. 2423 ter del codice civile, si precisa che tutte le voci di bilancio sono risultate comparabili con l'esercizio precedente; non vi è stata pertanto necessità di adattare alcuna voce dell'esercizio precedente

Criteri di valutazione applicati

I criteri applicati nella valutazione delle voci di bilancio, esposti di seguito, sono conformi a quanto disposto dall'art. 2426 del Codice Civile. I criteri di valutazione di cui all'art. 2426 del Codice Civile sono conformi a quelli utilizzati nella redazione del bilancio del precedente esercizio.

Ai sensi dell'articolo 2427 c. 1 n. 1 del c.c. si illustrano i più significativi criteri di valutazione adottati nel rispetto delle disposizioni contenute all'art.2426 del codice civile, con particolare riferimento a quelle voci di bilancio per le quali il legislatore ammette diversi criteri di valutazione e di rettifica o per le quali non sono previsti specifici criteri.

La società, alla data di chiusura dell'esercizio, non detiene crediti o debiti in valuta estera.

Immobilizzazioni immateriali

Le immobilizzazioni immateriali sono iscritte, nel limite del valore recuperabile, al costo di acquisto o di produzione interna, inclusi tutti gli oneri accessori di diretta imputazione, e sono sistematicamente ammortizzate in quote costanti in relazione alla residua possibilità di utilizzazione del bene.

I costi di sviluppo sono stati iscritti nell'attivo di stato patrimoniale con il consenso del Collegio Sindacale in quanto aventi, secondo prudente giudizio, le caratteristiche richieste dall'OIC 24: i costi sono recuperabili e hanno attinenza a specifici progetti di sviluppo realizzabili e per i quali la società possiede le necessarie risorse. Inoltre i costi hanno attinenza ad un prodotto o processo chiaramente definito nonché identificabile e misurabile. Dal momento che è possibile stimarne attendibilmente la vita utile, tali costi vengono ammortizzati secondo la loro vita utile

I beni immateriali, costituiti da licenze, sono ammortizzati nel periodo minore tra la durata legale o contrattuale e la residua possibilità di utilizzazione.

Le immobilizzazioni il cui valore alla data di chiusura dell'esercizio risulti durevolmente inferiore al residuo costo da ammortizzare sono iscritte a tale minor valore; questo non è mantenuto se nei successivi esercizi vengono meno le ragioni della rettifica effettuata.

L'iscrizione e la valorizzazione delle poste inserite nella categoria delle immobilizzazioni immateriali è stata operata con il consenso del Collegio Sindacale, ove ciò sia previsto dal Codice Civile.

Immobilizzazioni materiali

Le immobilizzazioni materiali sono rilevate alla data in cui avviene il trasferimento dei rischi e dei benefici connessi ai beni acquisiti e sono iscritte, nel limite del valore recuperabile, al costo di acquisto o di produzione al netto dei relativi fondi di ammortamento, inclusi tutti i costi e gli oneri accessori di diretta imputazione, dei costi indiretti inerenti la produzione interna, nonché degli oneri relativi al finanziamento della fabbricazione interna sostenuti nel periodo di fabbricazione e fino al momento nel quale il bene può essere utilizzato.

I costi sostenuti sui beni esistenti a fini di ampliamento, ammodernamento e miglioramento degli elementi strutturali, nonché quelli sostenuti per aumentarne la rispondenza agli scopi per cui erano stati acquisiti, e le manutenzioni straordinarie in conformità con quanto disposto dall'OIC 16 ai par. da 49 a 53, sono stati capitalizzati

solo in presenza di un aumento significativo e misurabile della capacità produttiva o della vita utile. Per tali beni l'ammortamento è stato applicato in modo unitario sul nuovo valore contabile tenuto conto della residua vita utile. Per le immobilizzazioni materiali costituite da un assieme di beni tra loro coordinati, in conformità con quanto disposto dall'OIC 16 ai par.45 e 46, si è proceduto alla determinazione dei valori dei singoli cespiti ai fini di individuare la diversa durata della loro vita utile.

Il costo delle immobilizzazioni la cui utilizzazione è limitata nel tempo è sistematicamente ammortizzato in ogni esercizio sulla base di aliquote economico-tecniche determinate in relazione alla residua possibilità di utilizzazione. Tutti i cespiti, compresi quelli temporaneamente non utilizzati, sono stati ammortizzati, ad eccezione di quelli la cui utilità non si esaurisce, e che sono costituiti da terreni, fabbricati non strumentali e opere d'arte.

Sulla base di quanto disposto dall'OIC 16 par.60, nel caso in cui il valore dei fabbricati incorpori anche il valore dei terreni sui quali essi insistono si è proceduto allo scorporo del valore del fabbricato.

L'ammortamento decorre dal momento in cui i beni sono disponibili e pronti per l'uso.

Sono state applicate le aliquote che rispecchiano il risultato dei piani di ammortamento tecnici, confermate dalle realtà aziendali e ridotte del 50% per le acquisizioni nell'esercizio, in quanto esistono per queste ultime le condizioni previste dall'OIC 16 par.61.

I piani di ammortamento, in conformità dell'OIC 16 par.70 sono rivisti in caso di modifica della residua possibilità di utilizzazione.

I cespiti obsoleti e quelli che non saranno più utilizzati o utilizzabili nel ciclo produttivo, sulla base dell'OIC 16 par.80 non sono stati ammortizzati e sono stati valutati al minor valore tra il valore netto contabile e il valore recuperabile.

Le immobilizzazioni in corso non sono oggetto di ammortamento.

Qui di seguito sono specificate le aliquote applicate:

- Fabbricati: 5% - durata del contratto di superficie
- Impianti e macchinari: 12%-30%
- Attrezzature industriali e commerciali: 15%
- Altri beni:
 - mobili e arredi: 12%
 - macchine ufficio elettroniche: 20%
 - autoveicoli: 25%

Il costo è stato rivalutato in applicazione di leggi di rivalutazione monetaria ed, in ogni caso, non eccede il valore recuperabile.

Immobilizzazioni in corso e acconti

Gli acconti ai fornitori per l'acquisto di immobilizzazioni materiali iscritti nella voce B.II.5 sono rilevati inizialmente alla data in cui sorge unicamente l'obbligo al pagamento di tali importi. Di conseguenza gli acconti non sono oggetto di ammortamento.

Nella stessa voce sono iscritte le immobilizzazioni materiali in corso di costruzione, le quali sono rilevate inizialmente alla data in cui sono sostenuti i primi costi per la costruzione del bene e comprendono i costi interni ed esterni sostenuti per la realizzazione del bene. Tali costi rimangono iscritti in tale voce fino a quando non sia stato completato il progetto e non sono oggetto di ammortamento fino a tale momento

Immobilizzazioni finanziarie

Partecipazioni

Tutte le partecipazioni iscritte in bilancio sono state valutate con il metodo del costo, dove per costo s'intende l'onere sostenuto per l'acquisto, indipendentemente dalle modalità di pagamento, comprensivo degli eventuali oneri accessori (commissioni e spese bancarie, bolli, intermediazione bancaria, ecc.)

Partecipazioni immobilizzate

Le partecipazioni immobilizzate, quotate e non quotate, sono state valutate attribuendo a ciascuna partecipazione il costo specificamente sostenuto.

Le partecipazioni in imprese controllate e collegate e in joint venture sono state valutate secondo la corrispondente frazione del patrimonio netto risultante dall'ultimo bilancio approvato dalle imprese partecipate, detratti i dividendi ed operate le rettifiche richieste dai principi di redazione del bilancio consolidato, nonché quelle necessarie per il rispetto dei principi indicati negli articoli 2423 e 2423 bis c.c...

Credit iscritti tra le immobilizzazioni finanziarie

I crediti iscritti tra le immobilizzazioni finanziarie sono stati valutati al presumibile valore di realizzo avvalendosi della facoltà concessa dall'art. 2435-bis c.c.

Strumenti finanziari derivati attivi immobilizzati

Gli strumenti finanziari derivati attivi si riferiscono a strumenti di copertura dei flussi finanziari

Operazioni di locazione finanziaria

I beni acquisiti in locazione finanziaria sono contabilmente rappresentati, come previsto dal Legislatore, secondo il metodo patrimoniale con la rilevazione dei canoni leasing tra i costi di esercizio.

Rimanenze

Le rimanenze sono rilevate alla data in cui avviene il trasferimento dei rischi e dei benefici connessi ai beni acquisiti e sono iscritte al minor valore tra il costo di acquisto o di produzione, comprensivo di tutti i costi e oneri accessori di diretta imputazione e dei costi indiretti inerenti alla produzione interna, ed il presumibile valore di realizzo desumibile dall'andamento del mercato.

Per costo di acquisto si intende il prezzo effettivo di acquisto, oltre agli oneri accessori. Il costo di acquisto dei materiali include, oltre al prezzo, anche i costi di trasporto, dogana, altri tributi e gli altri costi direttamente imputabili a quel materiale. I resi, gli sconti commerciali, gli abbuoni e premi sono stati portati in diminuzione dei costi.

Per costo di produzione si intendono tutti i costi diretti e indiretti per la quota ragionevolmente imputabile al prodotto, relativa al periodo di fabbricazione e fino al momento a partire dal quale il bene può essere utilizzato, considerati sulla base della capacità produttiva normale. Il costo di produzione non comprende i costi generali e amministrativi, i costi di distribuzione e i costi di ricerca e sviluppo.

Il valore di realizzazione desumibile dall'andamento del mercato è pari alla stima del prezzo di vendita delle merci e dei prodotti finiti nel corso della normale gestione, al netto dei presunti costi di completamento e dei costi diretti di vendita. Ai fini della determinazione del valore di realizzazione desumibile dall'andamento del mercato, si tiene conto, tra l'altro, del tasso di obsolescenza e dei tempi di rigiro del magazzino.

I prodotti in corso di lavorazione sono iscritti in base alle spese sostenute nell'esercizio.

Crediti iscritti nell'attivo circolante

Si segnala che l'OIC 15 dispone che i crediti possono essere valutati al valore di presumibile realizzo senza applicare il criterio di valutazione del costo ammortizzato e l'attualizzazione.

Si segnala pertanto che nel presente bilancio, i crediti sono stati esposti al presumibile valore di realizzo, conformemente a quanto previsto dall'art. 2426, comma 1, n. 8 del codice civile.

I crediti sono rappresentati in bilancio al netto dell'iscrizione di un fondo svalutazione a copertura dei crediti ritenuti inesigibili, nonché del generico rischio relativo ai rimanenti crediti, basato su stime effettuate sulla base dell'esperienza passata, dell'andamento degli indici di anzianità dei crediti scaduti, della situazione economica generale, di settore e di rischio paese, nonché sui fatti intervenuti dopo la chiusura dell'esercizio che hanno riflessi sui valori alla data del bilancio.

Per i crediti assistiti da garanzie si è tenuto conto degli effetti relativi all'escussione delle garanzie, e per i crediti assicurati si è tenuto conto solo della quota non coperta dall'assicurazione.

Crediti tributari e attività per imposte anticipate

La voce 'Crediti tributari' accoglie gli importi certi e determinati derivanti da crediti per i quali sia sorto un diritto di realizzo tramite rimborso o in compensazione.

La voce 'Imposte anticipate' accoglie le attività per imposte anticipate determinate in base alle differenze temporanee deducibili o al riporto a nuovo delle perdite fiscali, applicando l'aliquota stimata in vigore al momento in cui si ritiene tali differenze si riverseranno.

Le attività per imposte anticipate connesse ad una perdita fiscale sono state rilevate in presenza di ragionevole certezza del loro futuro recupero, comprovata da una pianificazione fiscale per un ragionevole periodo di tempo che prevede redditi imponibili sufficienti per utilizzare le perdite riportabili e/o dalla presenza di differenze temporanee imponibili sufficienti ad assorbire le perdite riportabili.

Disponibilità liquide

Le disponibilità liquide sono valutate al valore nominale.

Ratei e risconti attivi

I risconti e ratei a sono stati calcolati secondo il criterio del "tempo economico" dal momento che le prestazioni contrattuali ricevute non hanno un contenuto economico costante nel tempo e quindi la ripartizione del costo (e dunque l'attribuzione all'esercizio in corso della quota parte di competenza) è effettuata in rapporto alle condizioni di svolgimento della gestione come precisato nel principio contabile OIC 18.

Patrimonio netto

Le voci sono esposte in bilancio al loro valore contabile secondo le indicazioni contenute nel principio contabile OIC 28.

Trattamento di fine rapporto di lavoro subordinato

Il TFR è stato calcolato conformemente a quanto previsto dall'art. 2120 del codice civile, tenuto conto delle disposizioni legislative e delle specificità dei contratti e delle categorie professionali, e comprende le quote annue maturate e le rivalutazioni effettuate sulla base dei coefficienti ISTAT.

L'ammontare del fondo è rilevato al netto degli acconti erogati e delle quote utilizzate per le cessazioni del rapporto di lavoro intervenute nel corso dell'esercizio e rappresenta il debito certo nei confronti dei lavoratori dipendenti alla data di chiusura del bilancio.

Debiti

I debiti sono stati esposti in bilancio al valore nominale, avvalendosi della facoltà concessa dell'art.2435-bis Codice Civile.

legale, tenendo anche conto di fatti ed eventi che possono determinare una modifica della scadenza originaria.

I debiti originati da acquisizioni di beni sono iscritti al momento in cui sono trasferiti i rischi, gli oneri e i benefici; quelli relativi ai servizi sono rilevati al momento di effettuazione della prestazione; quelli finanziari e di altra natura al momento in cui scaturisce l'obbligazione verso la controparte.

I debiti tributari accolgono le passività per imposte certe e determinate, nonché le ritenute operate quale sostituto, e non ancora versate alla data del bilancio, e, ove la compensazione è ammessa, sono iscritti al netto di acconti, ritenute d'acconto e crediti d'imposta.

Valori in valuta

Le attività e le passività monetarie in valuta sono iscritte al tasso di cambio a pronti alla data di chiusura dell'esercizio, con imputazione a conto economico dei relativi utili e perdite su cambi.

L'eventuale utile netto derivante dall'adeguamento ai cambi è iscritto, per la parte non assorbita dall'eventuale perdita dell'esercizio, in una apposita riserva non distribuibile fino al momento del realizzo.

Ratei e risconti passivi

I ratei e risconti sono stati calcolati sulla base del principio della competenza, mediante la ripartizione dei costi e/o ricavi comuni a più esercizi.

I ratei sono stati calcolati secondo il criterio del "tempo economico" dal momento che le prestazioni contrattuali ricevute non hanno un contenuto economico costante nel tempo e quindi la ripartizione del costo (e dunque l'attribuzione all'esercizio in corso della quota parte di competenza) è effettuata in rapporto alle condizioni di svolgimento della gestione come precisato nel principio contabile OIC 18

Altre informazioni

Operazioni con obbligo di retrocessione a termine

La società, ai sensi dell'art.2427 n. 6-ter del codice civile, attesta che nel corso dell'esercizio non ha posto in essere alcuna operazione soggetta all'obbligo di retrocessione a termine.

Nota integrativa, attivo

Di seguito si analizzano nel dettaglio i movimenti delle singole voci di bilancio, secondo il dettato della normativa vigente.

Immobilizzazioni

Immobilizzazioni immateriali

Movimenti delle immobilizzazioni immateriali

Dopo l'iscrizione in conto economico delle quote di ammortamento dell'esercizio, pari ad € 48.574, le immobilizzazioni immateriali ammontano ad € 46.048

Nella tabella sono esposte le movimentazioni delle immobilizzazioni in oggetto.

	Costi di sviluppo	Diritti di brevetto industriale e diritti di utilizzazione delle opere dell'ingegno	Altre immobilizzazioni immateriali	Totale immobilizzazioni immateriali
Valore di inizio esercizio				
Costo	120.000	16.793	6.640	143.433
Ammortamenti (Fondo ammortamento)	49.999	6.048	2.656	58.703
Valore di bilancio	70.001	10.745	3.984	84.730
Variazioni nell'esercizio				
Incrementi per acquisizioni	-	-	9.892	9.892
Ammortamento dell'esercizio	40.000	5.598	2.976	48.574
Altre variazioni	-	1	(1)	-
<i>Totale variazioni</i>	<i>(40.000)</i>	<i>(5.597)</i>	<i>6.915</i>	<i>(38.682)</i>
Valore di fine esercizio				
Costo	120.000	16.794	16.531	153.325
Ammortamenti (Fondo ammortamento)	89.999	11.646	5.632	107.277
Valore di bilancio	30.001	5.148	10.899	46.048

La voce "Diritti di brevetto industriale e diritti di utilizzazione delle opere di ingegno" è costituita da licenze d'uso per un importo pari ad € 5.148 al netto del relativo fondo ammortamento di € 11.646.

La voce "Altre immobilizzazioni immateriali" fanno riferimento ad altre spese pluriennali ed a migliorie di beni di terzi per un importo pari ad € 10.899 al netto del relativo fondo ammortamento di € 5.632. L'incremento rispetto al periodo precedente si riferisce alle spese di migliorie di beni di terzi sul l'immobile di Origgio - Largo Boccioni 1, quale nuova sede secondaria della società.

La voce "Costi di sviluppo" fa riferimento a costi del personale per attività di sviluppo su prodotti futuri; si è ritenuto opportuno capitalizzarla a seguito di parere favorevole del Collegio sindacale poiché i requisiti previsti dall'OIC 24 risultano soddisfatti

Immobilizzazioni materiali

Movimenti delle immobilizzazioni materiali

Le immobilizzazioni materiali al lordo dei relativi fondi ammortamento ammontano ad € 1.210.045; i fondi di ammortamento risultano essere pari ad € 555.579.

Nella tabella che segue sono espone le movimentazioni delle immobilizzazioni in oggetto

	Terreni e fabbricati	Impianti e macchinario	Attrezzature industriali e commerciali	Altre immobilizzazioni materiali	Immobilizzazioni materiali in corso e acconti	Totale immobilizzazioni materiali
Valore di inizio esercizio						
Costo	-	601.115	448.913	211.209	131.857	1.393.094
Ammortamenti (Fondo ammortamento)	-	509.347	136.015	163.088	-	808.450
Valore di bilancio	-	91.768	312.898	48.121	131.857	584.644
Variazioni nell'esercizio						
Incrementi per acquisizioni	535.889	69.978	372.167	27.205	-	1.005.239
Decrementi per alienazioni e dismissioni (del valore di bilancio)	-	-	20.137	7.935	-	28.072
Ammortamento dell'esercizio	26.794	31.229	147.174	14.711	-	219.908
Altre variazioni	(1)	-	-	-	(131.857)	(131.858)
Totale variazioni	509.094	38.749	204.856	4.559	(131.857)	625.401

	Terreni e fabbricati	Impianti e macchinario	Attrezzature industriali e commerciali	Altre immobilizzazioni materiali	Immobilizzazioni materiali in corso e acconti	Totale immobilizzazioni materiali
Valore di fine esercizio						
Costo	535.888	314.336	785.280	130.120	-	1.765.624
Ammortamenti (Fondo ammortamento)	26.794	183.819	267.526	77.440	-	555.579
Valore di bilancio	509.094	130.517	517.754	52.680	-	1.210.045

Rispetto al periodo precedente, le immobilizzazioni materiali registrano un incremento di € 1.005.239, questo riferito all'acquisto di un magazzino mobile per € 535.889, posto nell'area edificabili oggetto di contratto di superficie con la società Metallurgica Spa a Dello (BS), all'acquisto di nuove attrezzature per € 69.978 ed all'acquisto di altre immobilizzazioni materiali (apparecchiature EDP hardware). A seguito del trasferimento della sede legale ed all'apertura della nuova secondaria, di cui si rimanda alla parte iniziale della presente nota integrativa, la società ha provveduto altresì anche alla dismissione di una serie di cespiti, la maggior parte già completamente ammortizzati.

La voce "Altri beni" pari a € 52.680, al netto dei relativi fondi ammortamento per complessivi € 77.440, è così composta:

Altri beni	Importo in Euro al 31/03/2024	Importo in Euro al 31/03/2023
Autovetture	14.813	27.095
Telefoni cellulari	1.281	2.728
Apparecchiature EDP Hardware	35.716	16.707
Mobili e ferie	0	0
Autocarri	0	0
Impianti di allarme	870	1.590
Totale	52.680	48.121

Operazioni di locazione finanziaria

La società alla data di chiusura dell'esercizio non ha in corso alcun contratto di leasing finanziario.

Immobilizzazioni finanziarie

Movimenti di partecipazioni, altri titoli e strumenti finanziari derivati attivi immobilizzati

Le partecipazioni comprese nelle immobilizzazioni finanziarie sono pari a € 100.413, di cui non risulta alcuna variazione rispetto all'esercizio precedente.

	Partecipazioni in imprese controllate	Partecipazioni in altre imprese	Totale partecipazioni	Strumenti finanziari derivati attivi
Valore di inizio esercizio				
Costo	99.643	770	100.413	31.081
Valore di bilancio	99.643	770	100.413	31.081
Variazioni nell'esercizio				
Altre variazioni	-	-	-	(14.307)
Totale variazioni	-	-	-	(14.307)
Valore di fine esercizio				
Costo	99.643	770	100.413	16.774
Valore di bilancio	99.643	770	100.413	16.774

Variazioni e scadenza dei crediti immobilizzati

Nella seguente tabella vengono esposte le movimentazioni delle immobilizzazioni in oggetto.

	Valore di inizio esercizio	Variazioni nell'esercizio	Valore di fine esercizio	Quota scadente entro l'esercizio
Crediti verso controllanti	540.107	3.615.504	4.155.611	4.155.611
Totale	540.107	3.615.504	4.155.611	4.155.611

I crediti iscritti tra le immobilizzazioni si riferiscono esclusivamente al finanziamento infruttifero d'interessi, concesso nel corso dell'esercizio, alla società controllante STL Optical Interconnect S.p.a.

Dettagli sulle partecipazioni immobilizzate in imprese controllate

Nel seguente prospetto sono indicate le partecipazioni relative ad imprese controllate nonché le ulteriori indicazioni richieste dall'art 2427 del codice civile.

Denominazione	Città, se in Italia, o Stato estero	Capitale in euro	Utile (Perdita) ultimo esercizio in euro	Patrimonio netto in euro	Quota posseduta in euro	Quota posseduta in %	Valore a bilancio o corrispondente credito
Optotec International SA	Lugano (EE)	102.396	136.949	627.307	627.307	100,000	99.641

In merito alla differenza tra il valore di carico e il patrimonio netto di spettanza della Società controllata, si precisa che non essendoci indicatori di perdita durevole della partecipazione, non si è proceduto a variarne il valore, mantenendo pertanto il prezzo di acquisto. Si precisa che i dati esposti sono in Euro, nonostante il bilancio della controllata è redatto in Franchi Svizzeri. Il tasso di cambio applicato (del giorno 28 marzo 2024 dato che il 31 marzo 2024 è domenica e quindi non si dispone del tasso di cambio), è pari 0,9766 franchi svizzeri per Euro 1

Strumenti finanziari attivi

Il valore degli strumenti finanziari attivi, per € 16.774, imputato a bilancio al 31.03.2024, corrisponde al *mark to market* alla medesima data scaturito a seguito della sottoscrizione di un contratto di finanziamento bancario, di cui si darà maggiore informazione nel proseguo della presente nota integrativa, e pertanto alla sottoscrizione contestuale di contratto di derivati non quotati a copertura nella variazione del tasso d'interesse.

Attivo circolante

Rimanenze

I beni sono rilevati nelle rimanenze nel momento in cui avviene il trasferimento dei rischi e i benefici connessi ai beni acquisiti, e conseguentemente includono i beni esistenti presso i magazzini della società, ad esclusione di quelli ricevuti da terzi per i quali non è stato acquisito il diritto di proprietà (in visione, in conto lavorazione, in conto deposito), i beni di proprietà verso terzi (in visione, in conto lavorazione, in conto deposito) e i beni in viaggio ove siano stati già trasferiti i rischi e i benefici connessi ai beni acquisiti.

Le rimanenze comprese nell'attivo circolante sono pari a € 5.108.288 (€ 5.647.817 nel precedente esercizio).

Nella seguente tabella vengono esposte le informazioni relative alle variazioni delle rimanenze.

	Valore di inizio esercizio	Variazioni nell'esercizio	Valore di fine esercizio
materie prime, sussidiarie e di consumo	1.075.079	(232.193)	842.886
prodotti in corso di lavorazione e semilavorati	166.222	(30.861)	135.361
prodotti finiti e merci	4.406.516	(276.475)	4.130.041
Totale	5.647.817	(539.529)	5.108.288

Crediti iscritti nell'attivo circolante

Variazioni e scadenza dei crediti iscritti nell'attivo circolante

I crediti compresi nell'attivo circolante sono pari a € 6.663.918 (€ 6.609.496 nel precedente esercizio).

Nella seguente tabella vengono espone le informazioni relative alle variazioni dei crediti iscritti nell'attivo circolante nonché, se significative, le informazioni relative alla scadenza degli stessi.

	Valore di inizio esercizio	Variazione nell'esercizio	Valore di fine esercizio	Quota scadente entro l'esercizio
Crediti verso clienti	5.501.388	(2.962.875)	2.538.513	2.538.513
Crediti verso imprese collegate	-	2.537.945	2.537.945	2.537.945
Crediti verso controllanti	385.823	305.962	691.785	691.785
Crediti tributari	535.116	205.562	740.678	740.678
Imposte anticipate	24.754	(3.354)	21.400	-
Crediti verso altri	162.415	(7.418)	154.997	154.997
Totale	6.609.496	75.822	6.685.318	6.663.918

I crediti verso clienti, composti anche per € 688.097 da fatture da emettere, sono esposti al netto del fondo svalutazione crediti, il quale ammonta ad € 33.278.

I crediti tributari si riferiscono principalmente al credito IVA ed al credito Irap.

I crediti per imposte anticipate sono relativi a differenze temporanee deducibili, per una descrizione delle quali si rinvia al relativo paragrafo nell'ultima parte della presente nota integrativa.

I crediti verso altri si riferiscono principalmente ad acconti versati a fornitori e depositi cauzionali.

I crediti verso imprese controllati, per complessivi € 691.785, sono relativi a:

- per Euro 358.941 per crediti di natura non finanziaria verso STL Italia;
- per Euro 216.794 quale credito derivante al regime di consolidato fiscale verso STL Italia;
- per Euro 116.051 quale credito di natura non finanziaria verso la controllante indiretta STL India.

Il credito verso imprese collegate si riferisce ai crediti vantati verso società facenti parte del "Gruppo STL".

Suddivisione dei crediti iscritti nell'attivo circolante per area geografica

Nella seguente tabella viene esposta la ripartizione per area geografica dei crediti iscritti nell'attivo circolante.

Area geografica	Crediti verso clienti iscritti nell'attivo circolante	Crediti verso collegate iscritti nell'attivo circolante	Crediti verso controllanti iscritti nell'attivo circolante	Crediti tributari iscritti nell'attivo circolante	Attività per imposte anticipate iscritte nell'attivo circolante	Crediti verso altri iscritti nell'attivo circolante	Totale crediti iscritti nell'attivo circolante
Italia	1.079.362	-	575.734	740.678	21.400	37.058	2.454.232
UE	58.346	141.267	-	-	-	-	199.613
Extra UE	1.400.805	2.396.678	116.051	-	-	117.939	4.031.473
Totale	2.538.513	2.537.945	691.785	740.678	21.400	154.997	6.685.318

Disponibilità liquide

Nella seguente tabella vengono espresse le informazioni relative alle variazioni delle disponibilità liquide.

Le disponibilità liquide comprese nell'attivo circolante sono pari a € 673.750 (€ 4.800.373 nel precedente esercizio)

	Valore di inizio esercizio	Variazioni nell'esercizio	Valore di fine esercizio
depositi bancari e postali	4.800.114	(4.126.439)	673.675
danaro e valori in cassa	259	(184)	75
Totale	4.800.373	(4.126.623)	673.750

Ratei e risconti attivi

Nella seguente tabella vengono espresse le informazioni relative alle variazioni dei ratei e risconti attivi.

I ratei e risconti attivi sono pari a € 48.170 (€ 57.289 nel precedente esercizio)

	Valore di inizio esercizio	Variazione nell'esercizio	Valore di fine esercizio
Risconti attivi	57.289	(9.119)	48.170
Totale ratei e risconti attivi	57.289	(9.119)	48.170

Trattasi di poste relative principalmente ai canoni di noleggio a lungo termine di autovetture, canoni e licenze software, alla tassa per il possesso delle auto ed ai costi assicurativi.

Oneri finanziari capitalizzati

Tutti gli interessi e gli altri oneri finanziari sono stati interamente spesi nell'esercizio. Ai fini dell'art. 2427, c. 1, n. 8 del codice civile si attesta quindi che non sussistono capitalizzazioni di oneri finanziari.

Nota integrativa, passivo e patrimonio netto

Di seguito si analizzano nel dettaglio i movimenti delle singole voci di bilancio, secondo il dettato della normativa vigente.

Patrimonio netto

Variazioni nelle voci di patrimonio netto

Con riferimento all'esercizio in chiusura nelle tabelle seguenti vengono esposte le variazioni delle singole voci del patrimonio netto, nonché il dettaglio delle altre riserve, se presenti in bilancio.

	Valore di inizio esercizio	Destinazione del risultato dell'es. prec. - Attribuzione di dividendi	Altre variazioni - Incrementi	Altre variazioni - Decrementi	Risultato d'esercizio	Valore di fine esercizio
Capitale	3.650.184	-	-	-	-	3.650.184
Riserve di rivalutazione	3.525.595	-	-	2	-	3.525.593
Riserva legale	850.460	-	-	-	-	850.460
Varie altre riserve	-	-	1	-	-	1
Totale altre riserve	-	-	1	-	-	1
Riserva per operazioni di copertura dei flussi finanziari attesi	31.081	-	-	14.307	-	16.774
Utili (perdite) portati a nuovo	110.001	-	-	-	-	110.001
Utile (perdita) dell'esercizio	3.096.057	(3.096.057)	-	-	(489.659)	(489.659)
Totale	11.263.378	(3.096.057)	1	14.309	(489.659)	7.663.354

Le movimentazioni del Patrimonio Netto avvenute nel corso dell'esercizio si riferiscono:

- al risultato d'esercizio al 31.03.2024 per un importo pari ad € (489.659);
- alla distribuzione di dividendi del risultato d'esercizio precedente per € 3.096.057

Disponibilità e utilizzo del patrimonio netto

Nei seguenti prospetti sono analiticamente indicate le voci di patrimonio netto, con specificazione della loro origine, possibilità di utilizzazione e distribuibilità, nonché della loro avvenuta utilizzazione nei precedenti tre esercizi.

Descrizione	Importo	Origine/Natura	Possibilità di utilizzazione	Quota disponibile
Capitale	3.650.184	Capitale		-
Riserve di rivalutazione	3.525.593	Utili	A;B	3.525.593
Riserva legale	850.460	Utili	A;B	850.460
Varie altre riserve		1 Capitale		1
Totale altre riserve		1 Capitale		1
Riserva per operazioni di copertura dei flussi finanziari attesi	16.774	Capitale		-
Utili (perdite) portati a nuovo	110.001	Utili	A;B;C	110.001
Totale	8.153.013			4.486.055
Quota non distribuibile				4.406.054
Residua quota distribuibile				80.001
Legenda: A: per aumento di capitale; B: per copertura perdite; C: per distribuzione ai soci; D: per altri vincoli statutari; E: altro				

In merito alla quota non distribuibile, indicata nella tabella precedente, si segnala che essa è composta dalla riserva legale, dalla riserva di rivalutazione e dal vincolo previsto dall'art. 2426- n. 5 del Codice Civile.

Variazioni della riserva per operazioni di copertura dei flussi finanziari attesi

Ai sensi dell'art. 2427-bis, comma 1b-quater del codice civile, nel seguente prospetto sono illustrati i movimenti delle riserve di fair value avvenuti nell'esercizio.

	Valore di inizio esercizio	Variazioni nell'esercizio - Decremento per variazione di fair value	Valore di fine esercizio
Riserva per operazioni di copertura dei flussi finanziari attesi	31.081	14.307	16.774

La riserva per operazioni di copertura dei flussi finanziari attesi, corrisponde al valore del *mark to market* al 31.03.2024 del contratto di derivato non quotato sottoscritto a copertura delle oscillazioni del tasso d'interesse sul contratto di finanziamento bancario, quest'ultimo avente decorrenza dal 07.06.2022

Riserva di rivalutazione

La composizione delle riserve di rivalutazione è la seguente:

	Valore di inizio esercizio	Utilizzo per copertura perdite	Altri movimenti	Valore di fine esercizio
Legge n. 342/2000	2.537.081	0	0	2.537.081
Altre rivalutazioni				
Decreto Legge n. 185/2008	988.512	0	0	988.512
Totale Altre rivalutazioni	988.512	0	0	988.512
Totale Riserve di rivalutazione	3.525.593	0	0	3.525.593

Trattamento di fine rapporto di lavoro subordinato

Nella seguente tabella vengono espone le informazioni relative alle variazioni del trattamento di fine rapporto di lavoro subordinato.

	Valore di inizio esercizio	Variazioni nell'esercizio - Accantonamento	Variazioni nell'esercizio - Utilizzo	Variazioni nell'esercizio - Totale	Valore di fine esercizio
TRATTAMENTO DI FINE RAPPORTO DI LAVORO SUBORDINATO	139.504	104.594	184.603	(80.009)	59.495

Debiti

Variazioni e scadenza dei debiti

Nella seguente tabella vengono esposte le informazioni relative alle variazioni dei debiti e le eventuali informazioni relative alla scadenza degli stessi.

	Valore di inizio esercizio	Variazione nell'esercizio	Valore di fine esercizio	Quota scadente entro l'esercizio	Quota scadente oltre l'esercizio
Debiti verso banche	949.766	481.871	1.431.637	905.915	525.722
Acconti	27.980	(27.980)	-	-	-
Debiti verso fornitori	5.543.029	(2.781.298)	2.761.731	2.761.731	-
Debiti verso imprese collegate	-	56.083	56.083	56.083	-
Debiti verso imprese controllanti	-	5.604.914	5.604.914	5.604.914	-
Debiti tributari	52.607	(50.733)	1.874	1.874	-
Debiti verso istituti di previdenza e di sicurezza sociale	130.974	(94.791)	36.183	36.183	-
Altri debiti	348.712	70.434	419.146	419.146	-
Totale	7.053.068	3.258.500	10.311.568	9.785.846	525.722

Il debito verso banche è composto sia dal debito verso Banco BPM S.p.a., sia per anticipo fatture per € 690.173, sia per il finanziamento ricevuto per € 741.464 di cui € 215.742 avente scadenza entro 12 mesi ed € 525.722 con scadenza oltre i 12 mesi. Si segnala che il predetto finanziamento ha le seguenti caratteristiche:

- Data di decorrenza: 07.06.2022;
- N. di rate di preammortamento: 3;
- Data inizio ammortamento: 31.12.2022;
- Importo oggetto di finanziamento: € 1.000.000;
- Tasso applicato: 4,925 %
- Periodicità rimborso: trimestrale;
- Durata di preammortamento: 7 mesi;
- Durata ammortamento: 54 mesi.

La voce "Debiti verso fornitori" è composta dal debito per fatture già ricevute per € 7.757.291, dal debito per fatture da ricevere per € 661.104, dal debito verso il collegio sindacale per € 7.800. L'importo è esposto al netto delle note di credito da ricevere per € 3.466.

La voce "Debiti verso controllanti" si riferiscono interamente al debito di natura non finanziaria verso la controllante indiretta STL India per Euro 5.604.914.

La voce "Debiti verso società collegate", per Euro 56.083, invece si riferiscono ai debiti di natura non finanziaria verso società facenti parte del "Gruppo STL".

La voce "Debiti tributari" accoglie principalmente le passività per imposte certe e determinate e da debiti per ritenute effettuate.

La voce "Debiti verso Istituti di previdenza" si riferisce principalmente ai debiti per contributi previdenziali.

La voce "Altri Debiti" si riferisce principalmente ai debiti verso il personale dipendente per salari e stipendi, ferie/rol maturati.

Suddivisione dei debiti per area geografica

Nella seguente tabella viene esposta la ripartizione per area geografica dei debiti.

Area geografica	Debiti verso banche	Debiti verso fornitori	Debiti verso imprese collegate	Debiti verso imprese controllanti	Debiti tributari	Debiti verso istituti di previdenza e di sicurezza sociale	Altri debiti	Debiti
Italia	1.431.637	1.341.051	56.083	-	1.874	36.183	419.146	3.285.974
UE	-	296.800	-	-	-	-	-	296.800
Extra UE	-	1.123.880	-	5.604.914	-	-	-	6.728.794
Totale	1.431.637	2.761.731	56.083	5.604.914	1.874	36.183	419.146	10.311.568

Debiti assistiti da garanzie reali su beni sociali

Ai sensi e per gli effetti dell'art. 2427, comma 1 n. 6 del codice civile, si attesta che non esistono debiti sociali assistiti da garanzie reali.

	Debiti non assistiti da garanzie reali	Totale
Debiti verso banche	1.431.637	1.431.637
Acconti	-	-
Debiti verso fornitori	2.761.731	2.761.731
Debiti verso imprese collegate	56.083	56.083
Debiti verso imprese controllanti	5.604.914	5.604.914
Debiti tributari	1.874	1.874
Debiti verso istituti di previdenza e di sicurezza sociale	36.183	36.183
Altri debiti	419.146	419.146
Totale debiti	10.311.568	10.311.568

Finanziamenti effettuati da soci della società

La società non ha ricevuto alcun finanziamento da parte dei soci

Ratei e risconti passivi

Nella seguente tabella vengono esposte le informazioni relative alle variazioni dei ratei e risconti passivi.

	Variazione nell'esercizio	Valore di fine esercizio
Ratei passivi	10.000	10.000
Totale ratei e risconti passivi	10.000	10.000

Nota integrativa, conto economico

Il conto economico evidenzia il risultato economico dell'esercizio.

Esso fornisce una rappresentazione delle operazioni di gestione, mediante una sintesi dei componenti positivi e negativi di reddito che hanno contribuito a determinare il risultato economico. I componenti positivi e negativi di reddito, iscritti in bilancio secondo quanto previsto dall'art. 2425-bis del codice civile, sono distinti secondo l'appartenenza alle varie gestioni: caratteristica, accessoria e finanziaria.

L'attività caratteristica identifica i componenti di reddito generati da operazioni che si manifestano in via continuativa e nel settore rilevante per lo svolgimento della gestione, che identificano e qualificano la parte peculiare e distintiva dell'attività economica svolta dalla società, per la quale la stessa è finalizzata.

L'attività finanziaria è costituita da operazioni che generano proventi e oneri di natura finanziaria.

In via residuale, l'attività accessoria è costituita dalle operazioni che generano componenti di reddito che fanno parte dell'attività ordinaria ma non rientrano nell'attività caratteristica e finanziaria.

Valore della produzione

I ricavi sono iscritti in bilancio per competenza, al netto dei resi, abbuoni, sconti e premi, nonché' delle imposte direttamente connesse agli stessi.

Per quanto concerne la cessione di beni, i relativi ricavi sono iscritti quando si è verificato il passaggio sostanziale e non formale del titolo di proprietà assumendo quale parametro di riferimento, per il passaggio sostanziale, il trasferimento dei rischi e benefici.

I ricavi derivanti dalle prestazioni di servizi sono iscritti quando il servizio è reso, ovvero quando la prestazione è stata effettuata; nel particolare caso delle prestazioni di servizi continuative i relativi ricavi sono iscritti per la quota maturata.

Gli incrementi di immobilizzazioni per lavori interni sono iscritti in base al costo di produzione che comprende i costi diretti (materiale e mano d'opera diretta, costi di progettazione, forniture esterne, ecc.) e i costi generali di produzione, per la quota ragionevolmente imputabile al cespite per il periodo della sua fabbricazione fino al momento in cui il cespite è pronto per l'uso; con gli stessi criteri sono aggiunti gli eventuali oneri relativi al finanziamento della sua fabbricazione.

I contributi in conto esercizio, rilevati per competenza nell'esercizio in cui è sorto con certezza il diritto alla percezione, sono indicati nell'apposita voce A5 in quanto integrativi dei ricavi della gestione caratteristica e/o a riduzione dei costi ed oneri della gestione caratteristica

Il valore della produzione è così costituito:

Valore della produzione	Importo in Euro al 31/03/2024	Importo in Euro al 31/03/2023
Ricavi delle vendite e prestazioni	14.248.490	16.347.979
Variazione rimanenze prodotti	(307.336)	(2.155.683)
Altri ricavi e proventi	823.004	295.135
Totale	14.764.158	14.487.431

Gli altri ricavi e proventi sono iscritti nel valore della produzione del conto economico per complessivi € 823.004 (€ 295.135 nel precedente esercizio). La composizione delle singole voci è costituita principalmente da sopravvenienze attive, riaddebito costi, recupero spese di trasporto ed altri ricavi. Inoltre, la voce è composta anche da contributi in c/esercizio riferiti principalmente al credito energia ed dal contributo "progetto formativo ANPAL".

Costi della produzione

I costi ed oneri sono imputati per competenza e secondo natura, al netto dei resi, abbuoni, sconti e premi, nel rispetto del principio di correlazione con i ricavi, ed iscritti nelle rispettive voci secondo quanto previsto dal principio contabile OIC 12.

Per quanto riguarda gli acquisti di beni, i relativi costi sono iscritti quando si è verificato il passaggio sostanziale e non formale del titolo di proprietà assumendo quale parametro di riferimento, per il passaggio sostanziale, il trasferimento dei rischi e benefici.

Nel caso di acquisto di servizi, i relativi costi sono iscritti quando il servizio è stato ricevuto, ovvero quando la prestazione si è conclusa, mentre, in presenza di prestazioni di servizi continuative, i relativi costi sono iscritti per la quota maturata.

Costi per materie prime, sussidiarie, di consumo e di merci

Pari ad € 9.961.257 (€ 9.395.786 nel precedente esercizio), si riferiscono, ad acquisti di materie prime, di prodotti finiti e, ad acquisti di materiale di produzione e costi accessori all'acquisto dei predetti beni.

Costi di materie prime, suss e di consumo	Importo in Euro al 31/03/2024	Importo in Euro al 31/03/2023
Acquisto beni e materie prime	8.937.975	8.122.015
Costi di trasporto	723.402	935.022
Dazi doganali	278.000	294.848
Acquisto di altri beni ed imballaggi	21.879	43.900
Totale	9.961.257	9.395.786

Costi per servizi

Le spese per servizi sono iscritte nei costi della produzione del conto economico per complessivi € 1.478.472 (€ 1.407.219 nel precedente esercizio).

Costi per servizi	Importo in Euro al 31/03/2024	Importo in Euro al 31/03/2023
Provvigioni passive	16.900	0
Costi autovetture	39.831	28.817
Manutenzioni	85.576	137.660
Consulenze	250.957	267.086
Assicurazioni	28.240	21.193
Compenso amministratore	302.500	325.000
Compenso Collegio Sindacale e Società di revisione	28.448	42.001
Spese di rappresentanza ed omaggi	41.692	49.513
Spese viaggio ed hotel	37.272	23.631
Spese di ricerca e sviluppo	42.502	18.662
Utenze	143.137	124.489
Buoni pasto	69.673	84.888
Costi di trasporto e trasferimento	135.123	38.202
Altri costi per servizi	256.621	246.079
Totale	1.478.472	1.407.219

Costi per godimento beni di terzi

Le spese per godimento beni di terzi ammontano a complessivi € 274.132 (€ 294.287 nel precedente esercizio).

Costi per godimento di beni di terzi	Importo in Euro al 31/03/2024	Importo in Euro al 31/03/2023
--------------------------------------	-------------------------------	-------------------------------

Canoni di locazione	224.214	261.089
Canoni autovetture	18.159	9.351
Spese condominiali	2.628	3.519
Altri canoni e noleggi	29.131	20.329
Totale	274.132	294.287

Costi per il personale

La voce, pari a € 3.128.096 (€ 2.689.598 nel precedente esercizio), comprende l'intera spesa per il personale dipendente ivi compresi i miglioramenti di merito, i contributi sociali e assistenziali.

Costi del personale	Importo in Euro al 31/03/2024	Importo in Euro al 31/03/2023
Salari e stipendi	1.989.655	1.978.146
Oneri sociali	648.562	619.681
Trattamento di fine rapporto	104.594	87.862
Altri costi del personale	385.285	3.909
Totale	3.128.095	2.689.598

Ammortamenti e svalutazioni

Gli ammortamenti relativi alle immobilizzazioni immateriali sono stati calcolati sulla base di sistematici piani di ammortamento. Tale voce al 31 marzo 2024 ammonta a complessivi € 48.574.

Per quanto concerne gli ammortamenti di immobilizzazioni materiali si specifica che gli stessi sono stati calcolati sulla base della durata utile del cespite e del suo sfruttamento nella fase produttiva. Tale voce al 31 marzo 2024 ammonta a complessivi € 219.908.

Ammortamenti	Importo in Euro al 31/03/2024	Importo in Euro al 31/03/2023
Ammortamenti immateriali	48.574	46.594
Ammortamenti materiali	219.908	149.239
Totale	268.483	195.833

Oneri diversi di gestione

Gli oneri diversi di gestione sono iscritti nei costi della produzione del conto economico per complessivi € 157.330 (€ 116.613 nel precedente esercizio).

Oneri diversi di gestione	Importo in Euro al 31/03/2024	Importo in Euro al 31/03/2023
Sopravvenienze passive	104.177	72.423
Imposte e tasse	28.676	31.771
Minusvalenze patrimoniali	4.137	0
Altri oneri diversi di gestione	20.339	12.419
Totale	157.330	116.613

Proventi e oneri finanziari

I proventi e gli oneri finanziari sono iscritti per competenza in relazione alla quota maturata nell'esercizio.

Composizione dei proventi da partecipazione

I dividendi sono rilevati nell'esercizio in cui ne è stata deliberata la distribuzione. La proventi da partecipazione da imprese controllate si riferisce esclusivamente al dividendo percepito dalla società Optotec International S.A..

Ripartizione degli interessi e altri oneri finanziari per tipologia di debiti

In relazione a quanto disposto dall'art. 2427, comma 1 numero 12 del codice civile la suddivisione della voce "interessi ed altri oneri finanziari" è come da tabella seguente:

Interessi ed oneri finanziari	Importo in Euro al 31/03/2024	Importo in Euro al 31/03/2023
Interessi passivi	113.152	15.086
Commissioni bancarie	50.538	49.023
Altre commissioni passive	26.868	90.904
Totale	190.558	155.013

Utili/perdite su cambi

Si riportano di seguito le informazioni relative agli utili o perdite su cambi distinguendo la parte realizzata dalla parte derivante da valutazioni delle attività e passività in valuta iscritte in bilancio alla fine dell'esercizio

Descrizione	Importo in bilancio	Parte valutativa	Parte realizzata
<i>utili e perdite su cambi</i>	<i>37.577</i>		
Utile su cambi		-	130.753
Perdita su cambi		-	93.176
Totale voce		-	37.577

Importo e natura dei singoli elementi di ricavo/costo di entità o incidenza eccezionali

Nel corso del presente esercizio non sono stati rilevati ricavi o altri componenti positivi derivanti da eventi di entità o incidenza eccezionali

Nel corso del presente esercizio non sono stati rilevati costi derivanti da eventi di entità o incidenza eccezionali.

Imposte sul reddito d'esercizio, correnti, differite e anticipate

La società ha provveduto allo stanziamento delle imposte dell'esercizio sulla base dell'applicazione delle norme tributarie vigenti. Le imposte correnti si riferiscono alle imposte di competenza dell'esercizio così come risultanti dalle dichiarazioni fiscali; le imposte relative ad esercizi precedenti includono le imposte dirette di esercizi precedenti, comprensive di interessi e sanzioni e sono inoltre riferite alla differenza positiva (o negativa) tra l'ammontare dovuto a seguito della definizione di un contenzioso o di un accertamento rispetto al valore del fondo accantonato in esercizi precedenti. Le imposte differite e le imposte anticipate, infine, riguardano componenti di reddito positivi o negativi rispettivamente soggetti ad imposizione o a deduzione in esercizi diversi rispetto a quelli di contabilizzazione civilistica.

Si segnala che la società ha optato per l'adesione al regime di consolidato fiscale insieme alla controllante STL Optical Interconnect S.p.a. Per il periodo in commento nella presente nota integrativa, la società ha trasferito una perdita fiscale pari ad € 791.249 con l'iscrizione a conto economico di un provento da adesione al consolidato fiscale per € 189.900.

Imposte differite e anticipate

Le imposte differite sono calcolate secondo il criterio dell'allocazione globale, tenendo conto dell'ammontare cumulativo di tutte le differenze temporanee, sulla base delle aliquote medie attese in vigore nel momento in cui tali differenze temporanee si riverseranno (sulla base dell'aliquota effettiva dell'ultimo esercizio).

Le imposte anticipate sono rilevate poiché esiste la ragionevole certezza dell'esistenza, negli esercizi in cui si riverseranno le differenze temporanee deducibili, a fronte delle quali sono state iscritte le imposte anticipate, di un reddito imponibile non inferiore all'ammontare delle differenze che si andranno ad annullare.

Nel seguente prospetto è analiticamente indicata la descrizione delle differenze temporanee che hanno comportato la rilevazione di imposte differite e anticipate, specificando l'aliquota applicata e le variazioni rispetto all'esercizio precedente, gli importi accreditati o addebitati a conto economico oppure a patrimonio netto

Descrizione	Saldo iniziale	Incrementi	Utilizzi / rettifiche	Saldo Finale	Aliquota	Imposta finale
Fondo svalut. crediti	33.278	-	-	33.278	24%	7.987
Manutenzioni	69.862	-	(13.972)	55.890	24%	13.414
Totale	103.140	-	(13.972)	89.168		21.400

Nota integrativa, rendiconto finanziario

La società ha predisposto il rendiconto finanziario che rappresenta il documento di sintesi che raccorda le variazioni intervenute nel corso dell'esercizio nel patrimonio aziendale con le variazioni nella situazione finanziaria; esso pone in evidenza i valori relativi alle risorse finanziarie di cui l'impresa ha avuto necessità nel corso dell'esercizio nonché i relativi impieghi.

In merito al metodo utilizzato si specifica che la stessa ha adottato, secondo la previsione dell'OIC 10, il metodo indiretto in base al quale il flusso di liquidità è ricostruito rettificando il risultato di esercizio delle componenti non monetarie.

Nota integrativa, altre informazioni

Di seguito vengono riportate le altre informazioni richieste dal codice civile.

Dati sull'occupazione

Nel seguente prospetto è indicato il numero medio dei dipendenti, ripartito per categoria e calcolato considerando la media giornaliera.

	Quadri	Impiegati	Operai	Totale dipendenti
Numero medio	9	16	2	27

Compensi, anticipazioni e crediti concessi ad amministratori e sindaci e impegni assunti per loro conto

Nel seguente prospetto sono espone le informazioni richieste dall'art. 2427, n. 16 del codice civile.

	Amministratori	Sindaci
Compensi	302.000	20.000

Compensi al revisore legale o società di revisione

Nella seguente tabella sono indicati, suddivisi per tipologia di servizi prestati, i compensi spettanti alla società di revisione.

	Revisione legale dei conti annuali	Totale corrispettivi spettanti al revisore legale o alla società di revisione
Valore	28.448	28.448

Categorie di azioni emesse dalla società

Il capitale sociale pari ad € 3.650.184 è composto da n. 707.400 di azioni del valore nominale di Euro 5,16 ciascuna e risulta interamente versato.

Titoli emessi dalla società

La società non ha emesso alcun titolo o valore simile rientrante nella previsione di cui all'art. 2427 n. 18 codice civile

Dettagli sugli altri strumenti finanziari emessi dalla società

La società non ha emesso altri strumenti finanziari ai sensi dell'articolo 2346, comma 6 del codice civile

Impegni, garanzie e passività potenziali non risultanti dallo stato patrimoniale

Si dà atto che la Società ha provveduto a rilasciare garanzie per un totale di € 1.545.480 ad enti assicurativi

Informazioni sui patrimoni e i finanziamenti destinati ad uno specifico affare

Patrimoni destinati ad uno specifico affare

Si attesta che alla data di chiusura del bilancio non sussistono patrimoni destinati ad uno specifico affare di cui al n. 20 dell'art. 2427 del codice civile.

Finanziamenti destinati ad uno specifico affare

Si attesta che alla data di chiusura del bilancio non sussistono finanziamenti destinati ad uno specifico affare di cui al n. 21 dell'art. 2427 del codice civile.

Informazioni sulle operazioni con parti correlate

In ragione ai rapporti con le parti correlate, si segnala che esse sono rappresentate da:

- Il credito verso controllanti si riferisce ad un finanziamento concesso infruttifero d'interessi per Euro 4.155.611;
- Il credito verso controllanti si riferisce:
 - per Euro 358.941 per crediti di natura non finanziaria verso STL Italia;
 - per Euro 216.794 quale credito derivante al regime di consolidato fiscale verso STL Italia;
 - per Euro 116.051 quale credito di natura non finanziaria verso la controllante indiretta STL India;
- Il credito verso imprese collegate si riferisce ai crediti vantati verso società facenti parte del "Gruppo STL";
- I debiti verso controllanti si riferiscono interamente al debito di natura non finanziaria verso la controllante indiretta STL India per Euro 5.604.914;
- I debiti verso società collegate, per Euro 56.083, si riferiscono ai debiti di natura non finanziaria verso società facenti parte del "Gruppo STL".

Informazioni sugli accordi non risultanti dallo stato patrimoniale

Nel corso dell'esercizio non è stato posto in essere alcun accordo non risultante dallo stato patrimoniale.

Informazioni sui fatti di rilievo avvenuti dopo la chiusura dell'esercizio

Con riferimento al punto 22-quater dell'art. 2427 del codice civile, non si segnalano fatti di rilievo successivi alla chiusura dell'esercizio che abbiano inciso in maniera rilevante sull'andamento patrimoniale, finanziario ed economico.

Imprese che redigono il bilancio dell'insieme più grande/più piccolo di imprese di cui si fa parte in quanto impresa controllata

Non esistono le fattispecie di cui all'art. 2427, numeri 22-quinquies e sexies del codice civile.

Informazioni relative agli strumenti finanziari derivati ex art. 2427-bis del Codice Civile

In osservanza di quanto richiesto dall'art. 2427-bis del codice civile, nel rispetto del principio della rappresentazione veritiera e corretta degli impegni aziendali, si forniscono di seguito le opportune informazioni.

Nel corso dell'esercizio in commento la società ha sottoscritto un contratto di derivati non quotati a copertura del tasso d'interesse del contratto di finanziamento sottoscritto parallelamente a quello del derivato.

Il contratto ha le seguenti caratteristiche:

- Importo nozionale contrattuale: € 1.000.000;
- Importo nozionale al 31.03.2024: € 725.246,17;
- Mark to market al 31.03.2024: € 16.773,70.

Prospetto riepilogativo del bilancio della società che esercita l'attività di direzione e coordinamento

Ai sensi dell'art. 2497-bis, comma 4 del codice civile, si attesta che la società non è soggetta all'altrui attività di direzione e coordinamento.

Informazioni ex art. 1, comma 125, della legge 4 agosto 2017 n. 124

In relazione al disposto di cui all'art. 1, comma 125-bis, della legge 124/2017, in merito all'obbligo di dare evidenza in nota integrativa delle somme di denaro eventualmente ricevute nell'esercizio a titolo di sovvenzioni, sussidi, vantaggi, contributi o aiuti, in denaro o in natura, non aventi carattere generale e privi di natura corrispettiva, retributiva o risarcitoria di qualunque genere, dalle pubbliche amministrazioni e dai soggetti di cui al comma 125-bis del medesimo articolo, la Società attesta che la società ha usufruito dei seguenti contributi:

- Credito energia 1 trimestre per € 6.705;
- Credito energia 2 trimestre per € 2.074;
- Contributo progetto formazione ANPAL per € 25.840

Proposta di destinazione degli utili o di copertura delle perdite

Signor Socio, alla luce di quanto sopra esposto, l'Organo Amministrativo Vi propone di riportare a nuovo la perdita d'esercizio la quale ammonta ad € 489.659

Nota integrativa, parte finale

Signor Socio, Vi confermiamo che il presente bilancio, composto da stato patrimoniale, conto economico, rendiconto finanziario e nota integrativa rappresenta in modo veritiero e corretto la situazione patrimoniale e finanziaria della società, nonché il risultato economico dell'esercizio e corrisponde alle scritture contabili. Vi invitiamo pertanto ad approvare il progetto di bilancio al 31/03/2024 unitamente con la proposta di destinazione del risultato d'esercizio, così come predisposto dall'Organo Amministrativo.

Il Bilancio è vero e reale e corrisponde alle scritture contabili

Per il Consiglio di Amministrazione
L'Amministratore Delegato
Stefano Checchin

STERLITE TECHNOLOGIES INC.
BALANCE SHEET AS AT MARCH 31, 2024
(All amounts are in USD, unless otherwise stated)


	Note	Amount in USD March 31, 2024	Amount in USD March 31, 2023
ASSETS			
Non-current assets			
Property, plant and equipment	2	47,887,040.93	29,271,704.57
Capital work-in progress	2	4,245,965.38	7,130,855.62
Financial assets			
(i) Other financial assets	7	250,000.00	-
Other non-current assets	3	5,671,331.89	2,679,950.95
Total Non-current assets		58,054,338.20	39,082,511.14
Current assets			
Inventories	4	46,936,768.22	57,527,869.01
Financial assets			
(i) Trade receivables	5	38,023,576.46	65,697,754.56
(ii) Cash and cash equivalents	6	3,083,614.72	13,174,844.25
(iii) Other financial assets	7	22,215.00	272,215.00
Other current assets	3	955,460.25	217,862.44
Total Current assets		89,021,634.65	136,890,545.26
Total Assets		147,075,972.85	175,973,056.40
EQUITY AND LIABILITIES			
Equity			
Equity share capital	8	17,532,097.25	-
Other Equity	9	2,743,920.28	13,023,754.80
Total Equity		20,276,017.53	13,023,754.80
Non current liabilities			
Financial Liabilities			
(i) Borrowings	10	27,168,000.00	4,508,342.45
(ii) Lease Liability (Non-current)		4,099,769.78	4,638,091.37
Deferred tax liabilities (net)	11	4,650,888.61	2,368,830.83
Total Non-current liabilities		35,918,658.39	11,515,264.65
Current liabilities			
Financial liabilities			
(i) Borrowings	10	6,852,000.00	-
(ii) Lease Liability (current)		560,652.62	605,757.60
(iii) Other financial liabilities	12	13,259,882.49	1,075,664.96
(iv) Trade payables	13		
(b) total outstanding dues other than (iii) (a) above		69,484,241.15	148,341,781.01
Other current liabilities	14	724,520.67	539,522.08
Current tax liabilities (Net)		-	871,311.30
Total Current Liabilities		90,881,296.93	151,434,036.95
Total Liabilities		126,799,955.32	162,949,301.60
Total Equity and Liabilities		147,075,972.85	175,973,056.40

The accompanying notes are an integral part of the financial statements

As per our report of even date

For and on behalf of the board of directors of
Sterlite Technologies Inc.


Jorge Aceves
Head Finance


Ajay Jhanjhari
ONB CFO

STERLITE TECHNOLOGIES INC.
STATEMENT OF PROFIT AND LOSS FOR THE YEAR ENDED MARCH 31, 2024
 (All amounts are in USD, unless otherwise stated)


	Note	Amount in USD Year ended March 31, 2024	Amount in USD Year ended March 31, 2023
INCOME			
Revenue from operations			
Total Income (I)	15	<u>150,347,673.21</u>	<u>305,639,686.34</u>
		150,347,673.21	305,639,686.34
EXPENSES			
Cost of raw material consumed	16(a)	94,149,964.93	283,277,605.43
Changes in inventories of work-in-progress and finished goods	16(b)	14,252,195.95	(18,669,759.67)
Employee benefit expense	17	13,543,568.04	10,558,500.16
Other expenses	18	17,101,241.75	16,426,175.91
Total Expense (II)		<u>139,046,970.67</u>	<u>291,592,521.83</u>
		139,046,970.67	291,592,521.83
Earnings before exceptional item, interest, tax, depreciation and amortisation (EBITDA) (I) - (II)		<u>11,300,702.54</u>	<u>14,047,164.51</u>
		11,300,702.54	14,047,164.51
Depreciation and Amortisation Expense	19	3,804,669.56	420,228.90
Finance costs	20	1,301,898.69	72,695.50
Profit before tax		<u>6,194,134.29</u>	<u>13,554,240.11</u>
		6,194,134.29	13,554,240.11
Tax expense:			
Current tax	21	1,138,787.17	496,659.64
Deferred tax	21	2,311,426.64	2,362,353.22
Total tax expenses		<u>3,450,213.81</u>	<u>2,859,012.86</u>
		3,450,213.81	2,859,012.86
Profit for the year		<u>2,743,920.48</u>	<u>10,695,227.25</u>
		2,743,920.48	10,695,227.25
Other comprehensive income			
Net movement on cash flow hedges		-	-
Income Tax effect on the above		-	-
Other comprehensive income/ (loss) for the year, net of tax		<u>-</u>	<u>-</u>
		-	-
Total comprehensive income for the year, net of tax		<u>2,743,920.48</u>	<u>10,695,227.25</u>
		2,743,920.48	10,695,227.25

The accompanying notes are an integral part of the financial statements

As per our report of even date

For and on behalf of the board of directors of
 Sterlite Technologies Inc.


 Jorge Aceves
 Head Finance


 Ajay Jhanjhari
 ONB CFO

STERLITE TECHNOLOGIES INC.
STATEMENT OF CHANGES IN EQUITY FOR THE YEAR ENDED MARCH 31, 2024


A. Equity share capital	Note	Number of shares	Amount in USD
Equity Shares of USD 1 each (issued, subscribed and fully paid)			
At March 31, 2023		17,532,097	17,532,097.25
Issue of share capital	11	-	-
At March 31, 2024		17,532,097	17,532,097.25


B. Other equity	Particulars	Amount in USD	
		Reserves and surplus Retained Earnings	Total
At April 01, 2022		2,328,527.55	2,328,527.55
Profit for the year		10,695,227.25	10,695,227.25
Other comprehensive income for the Year		-	-
At March 31, 2023		13,023,754.80	13,023,754.80
At April 01, 2023		13,023,754.80	13,023,754.80
Profit for the year		2,743,920.48	2,743,920.48
Adjustment on account of business transfer agreement		(13,023,755.00)	(13,023,755.00)
Other comprehensive income for the Year		-	-
At March 31, 2024		2,743,920.28	2,743,920.28

The accompanying notes are an integral part of the financial statements

As per our report of even date

**For and on behalf of the board of directors of
Sterlite Technologies Inc.**


Jorge Aceves
 Head Finance


Ajay Jhanjhari
 ONB CFO

STERLITE TECHNOLOGIES INC.

Notes to financial statements for the year ended March 31, 2024

NOTE 1 : SIGNIFICANT ACCOUNTING JUDGEMENTS, ESTIMATES AND ASSUMPTIONS

The preparation of financial statements requires the use of accounting estimates. Management exercises judgement in applying the company's accounting policies. Estimates and assumptions are continuously evaluated and are based on historical experience and other factors including expectations of future events that are believed to be reliable and relevant under the circumstances. This note provides an overview of the areas that involved a higher degree of judgement or complexity, and of items which are more likely to be materially adjusted due to estimates and assumptions turning out to be different than those originally assessed. Management believes that the estimates are the most likely outcome of future events. Detailed information about each of these estimates and judgements is described below.

Revenue Recognition on Contracts with Customers

The Company's contracts with customers could include promises to transfer multiple products and to a customer. The Company assesses the products promised in a contract and identifies distinct performance obligations in the contract. Identification of distinct performance obligation involves judgement to determine the distinct goods and the ability of the customer to benefit independently from such goods/services.

Judgement is also required to determine the transaction price for the contract. The transaction price may have elements such as volume discounts, liquidated damages, penalties, price concessions and incentives. Any consideration payable to the customer is adjusted to the transaction price, unless it is a payment for a distinct product from the customer.

The Company uses judgement to determine an appropriate standalone selling price for a performance obligation (allocation of transaction price). The Company allocates the transaction price to each performance obligation on the basis of the relative standalone selling price of each distinct product or service promised in the contract. Where standalone selling price is not observable, the Company uses the expected cost plus reasonable margin approach to allocate the transaction price to each distinct performance obligation.

The Company exercises judgement in determining whether the performance obligation is satisfied at a point in time or over a period of time. The Company considers indicators such as how customer consumes benefits as services are rendered or who controls the asset as it is being created or existence of enforceable right to payment for performance to date and alternate use of such product, transfer of significant risks and rewards to the customer, acceptance of delivery by the customer, timing gap between transfer of control and actual revenue recognition, etc.

STERILITE TECHNOLOGIES INC.
Notes to financial statements for the year ended March 31, 2024

NOTE 2: PROPERTY, PLANT AND EQUIPMENT

	Buildings	Plant & machinery	Furniture & fixtures	Data processing equipments	Office equipments	Right of Use asset (Building)	Total
(Amount in USD)							
Gross carrying amount							
As at March 31, 2022	-	-	-	49,431.54	-	59,88,486.00	60,37,917.54
Additions	43,35,842.27	2,00,07,161.20	2,94,953.08	85,032.63	-	-	2,47,22,989.18
Disposals/Adjustments*	-	-	-	-	-	(5,37,736.16)	(5,37,736.16)
As at March 31, 2023	43,35,842.27	2,00,07,161.20	2,94,953.08	1,34,464.17	-	54,50,749.84	3,02,23,170.56
Additions	24,62,878.92	1,76,12,234.82	5,13,014.38	7,56,022.06	10,75,797.62	-	2,24,19,947.80
Disposals	-	-	-	-	-	-	-
As at March 31, 2024	67,98,721.19	3,76,19,396.02	8,07,967.46	8,90,486.23	10,75,797.62	54,50,749.84	5,26,43,118.36
Accumulated depreciation							
As at March 31, 2022	-	-	-	3,582.48	-	5,27,654.61	5,31,237.09
Charge for the year	76,093.48	2,79,212.78	6,926.60	20,824.54	-	37,171.50	4,20,228.90
Deletions/Adjustments	-	-	-	-	-	-	-
As at March 31, 2023	76,093.48	2,79,212.78	6,926.60	24,407.02	-	5,64,826.11	9,51,465.99
Charge for the year	5,46,504.00	23,98,700.58	79,611.00	1,01,797.72	1,03,179.00	5,74,907.26	38,04,669.56
Deletions/Adjustments	-	(58.12)	-	-	-	-	(58.12)
As at March 31, 2024	6,22,597.48	26,77,855.24	86,537.60	1,26,174.74	1,03,179.00	11,39,733.37	47,56,077.43
Net carrying amount							
As at March 31, 2024	61,76,123.71	3,49,41,540.78	7,21,429.86	7,64,311.49	9,72,618.62	43,11,016.47	4,78,87,040.93
As at March 31, 2023	42,59,748.79	1,97,27,948.42	2,88,026.48	1,10,057.15	-	48,85,923.73	2,92,71,704.57

* In PY 2022-23, management has capitalized depreciation on leasehold buildings for the period of 11 months \$5,37,736 as expenditure incurred towards setting up plant.

Title deeds of all the immovable properties (other than properties where the company is the lessee and the lease agreements are duly executed in favour of the lessee) are held in the name of the Company. No proceedings have been initiated or are pending against the company for holding any benami property under the Benami Transactions (Prohibition) Act, 1988 (45 of 1988) and rules made thereunder.

	March 31, 2024 (Amount in USD)
Movement in Capital work in progress	
Opening balance	71,30,855.62
Additions during the year	1,97,13,823.00
capital work in progress expensed off and not capitalised	(1,78,765.19)
Transfers during the year	(2,24,19,948.05)
Closing balance	42,45,965.38

Capital work in progress mainly comprises of amounts pertaining to plant and machinery.

Capital work in progress ageing schedule as at March 31, 2024

Particulars	Less than 1 Year	1 -2 Years	2 -3 Years	More than 3 Years	Total
Projects in Progress	42,45,965.38	-	-	-	42,45,965.38
	42,45,965.38	-	-	-	42,45,965.38

STERILITE TECHNOLOGIES INC.
Notes to financial statements for the year ended March 31, 2024
NOTE 4: PROPERTY, PLANT AND EQUIPMENT (Continued)

Details of Lease:

(i) Assets recognised in balance sheet

The balance sheet shows the following amount relating to lease:

Particulars	March 31, 2024	March 31, 2023
Right of use assets - Gross assets		
Right of Use asset (Building)	54,50,749.84	54,50,749.84
Total	54,50,749.84	54,50,749.84

Additions to the right of use assets during the year is NIL.

Particulars	March 31, 2024	March 31, 2023
Lease liabilities		
Non-current	40,99,769.78	46,38,091.37
Current	5,60,652.62	6,05,757.60
Total	46,60,422.40	52,43,848.97

(ii) Amount recognised in the statement of profit & loss

Particulars	March 31, 2024	March 31, 2023
Depreciation charge on right of use assets		
Right of Use asset	5,74,907.26	37,171.50
Total	5,74,907.26	37,171.50

Particulars	March 31, 2024	March 31, 2023	Note no.
Interest expenses (included in finance cost)	66,106.00	72,427.06	20
Expenses related to short term leases, low value assets (included as rent in other expenses)	5,60,992.42	1,77,716.97	18

STERLITE TECHNOLOGIES INC.
NOTES TO FINANCIAL STATEMENTS FOR THE YEAR ENDED March 31, 2024

NOTE 3: OTHER ASSETS

	March 31, 2024 (Amount in USD)	March 31, 2023 (Amount in USD)
Non-current		
Unsecured, considered good		
Capital advances	54,95,535.05	26,79,959.95
Advance income tax, including TDS (net of provisions)	1,75,796.84	-
Total other non-current assets	56,71,331.89	26,79,959.95
Current		
Prepaid expenses	8,42,188.02	68,998.55
Other Advances	1,13,272.53	1,48,864.89
Total other current assets	9,55,460.25	2,17,862.44

NOTE 4: INVENTORIES

	March 31, 2024 (Amount in USD)	March 31, 2023 (Amount in USD)
Raw materials	37,97,161.29	2,31,247.29
Finished goods and traded goods [Includes stock in transit of USD 5,753,646]	3,49,49,736.19	5,59,88,867.31
Work-in-progress	77,81,786.92	8,94,851.75
Stores, spares, packing materials and others	5,08,083.82	4,12,092.66
	4,69,36,768.22	5,75,27,869.01

NOTE 5: TRADE RECEIVABLES

	March 31, 2024 (Amount in USD)	March 31, 2023 (Amount in USD)
Current		
Trade receivables - (Unsecured billed)	1,70,94,859.76	5,79,29,576.01
Receivables from related parties- (Unsecured billed)	2,09,28,725.70	77,68,179
Total Current trade receivables	3,80,23,575.46	6,56,97,754.56

No trade or other receivable are due from directors or other officers of the company either severally or jointly. Also no trade or other receivable are due from firms or private companies in which any director is a partner, a director or a member.

Trade receivable ageing (Amount in USD)

March 31, 2024	Outstanding					Total
	Not Due	Less than 6 months	6 months- 1 year	1-2 years	2-3 years	
Particulars						
(i) Undisputed Trade Receivables - Considered good	1,69,44,757.39	1,56,57,271	28,93,347	25,28,201	-	3,80,23,576.46
Total	1,69,44,757.39	1,56,57,271.07	28,93,346.62	25,28,201.38		3,80,23,576.46
March 31, 2023	Outstanding					Total
	Not Due	Less than 6 months	6 months- 1 year	1-2 years	2-3 years	
Particulars						
(i) Undisputed Trade Receivables - Considered good	3,61,02,115.01	2,86,58,597.32	8,36,333	10,790	-	6,56,97,754.56
Total	3,61,02,115.01	2,86,58,597.32	8,36,333.09	10,799.14	0.00	6,56,97,754.56

NOTE 6: CASH AND CASH EQUIVALENTS

	March 31, 2024 (Amount in USD)	March 31, 2023 (Amount in USD)
Balances with banks:		
In current accounts	39,83,614.72	1,31,74,844.25
	39,83,614.72	1,31,74,844.25

NOTE 7: OTHER FINANCIAL ASSETS

	March 31, 2024 (Amount in USD)	March 31, 2023 (Amount in USD)
Non-current (unsecured, considered good)		
Security deposits	2,50,000.00	-
Total Other non-current financial Assets	2,50,000.00	-
Current (unsecured, considered good)		
Security deposits	22,215.00	2,72,215.00
Total Other current financial Assets	22,215.00	2,72,215.00

NOTE 8: SHARE CAPITAL

	March 31, 2024 (Amount in USD)	March 31, 2023 (Amount in USD)
Authorised share capital		
1,75,32,097 Equity Shares of USD 1 each	1,75,32,097.00	-
	1,75,32,097.00	-
Issued, subscribed and fully paid-up share capital		
1,75,32,097 Equity Shares of USD 1 each fully paid up	1,75,32,097.25	-
Total issued, subscribed and fully paid-up share capital	1,75,32,097.25	-

a. Movement in equity share capital

	March 31, 2024		March 31, 2023	
	Number of shares	(Amount in USD)	Number of shares	(Amount in USD)
At the beginning of the year	-	-	-	-
Issued during the year	1,75,32,097	1,75,32,097.25	-	-
Outstanding at the end of the year	1,75,32,097	1,75,32,097.25	-	-

b. Terms and rights attached to equity shares

The Company has only one class of equity shares having a par value of USD 1 per share. Each holder of equity shares is entitled to one vote per share. In the event of liquidation of the Company, the holders of equity shares will be entitled to receive remaining assets of the Company, after distribution of all preferential amounts. The distribution will be in proportion to the number of equity shares held by the shareholders.

c. Shares of the company held by holding company

Immediate holding company	March 31, 2024		March 31, 2023	
	Number of shares	% holding	Number of shares	% holding
Sterlite Tech Holding Inc.	1,75,32,097	100%	-	100%

d. Detail of shareholders holding more than 5% of shares in the company

	March 31, 2024		March 31, 2023	
	Number of shares	% holding	Number of shares	% holding
Sterlite Tech Holding Inc.	1,75,32,097	100%	-	100%

e. Details of Shareholding of Promoters

Name of The Promoter	Number of Shares as at March 31, 2024	Percentage of Total No. of Shares as at March 31, 2024	Number of Shares as at March 31, 2023	Percentage of Total No. of Shares as at March 31, 2023	Percentage of Change During The Year
Sterlite Tech Holding Inc.	1,75,32,097	100%	-	-	100%

There are no shares issued for consideration other than cash.

STERILITE TECHNOLOGIES INC.
NOTES TO FINANCIAL STATEMENTS FOR THE YEAR ENDED March 31, 2024
NOTE 9: OTHER EQUITY

	March 31, 2024 (Amount in USD)	March 31, 2023 (Amount in USD)
Retained earnings		
Opening balance	1,30,23,754.80	23,28,527.55
Add: Net Profit for the year	27,43,920.48	1,06,05,227.25
Less: Adjustment on account of business transfer agreement	(1,30,23,755.00)	-
Total retained earnings	27,43,920.28	1,30,23,754.80
Total other equity	27,43,920.28	1,30,23,754.80

NOTE 10: BORROWINGS

	March 31, 2024 (Amount in USD)	March 31, 2023 (Amount in USD)
Non Current borrowings		
Foreign currency loans from banks (secured)	-	-
Loans from related party (unsecured)	3,39,60,000.00	-
	60,000.00	45,08,342.45
Total Non Current borrowings	3,40,20,000.00	45,08,342.45
Less: Current maturities of long term borrowings disclosed under the head "current borrowings"	68,52,000.00	-
Total Non Current borrowings	2,71,68,000.00	45,08,342.5
Current borrowings		
Loans from related party (unsecured)	-	-
Cash credit from banks (secured)	-	-
Current maturities of long term borrowings (secured)	68,52,000.00	-
Total Current borrowings	68,52,000.00	-

The Company has obtained secured borrowing from Export Import Bank which carries interest at SOFR (1M) + 237 bps p.a. The term loan is secured by way of corporate guarantee issued by Sterilite Technologies Limited. First Charge is over the Fixed Assets of Sterilite Technologies Limited. Sterilite Technologies Limited has given an undertaking for non disposal of its effective ownership and control of Sterilite Technologies Inc.

Secured Borrowing from Export Import Bank to be repaid in 20 quarterly repayments starting June 30, 2024. Borrowing from Sterilite Technologies Inc. is repayable on demand.

Net debt reconciliation

This section sets out an analysis of net debt and the movements in net debt for each of the periods presented.

Particulars	31 March 2024 (inUSD)	31 March 2023 (inUSD)
Cash and cash equivalents	30,83,614.7	1,31,74,844.3
Other Bank Balance	-	-
current borrowings (including interest accrued but not due)	(1,37,57,846.2)	-
Non current borrowings (including interest accrued but not due)	(2,76,84,391)	(45,08,342)
Lease liability	(46,60,422.4)	(52,43,840.0)
Net Debt	(4,39,19,044.7)	34,22,652.8

For movement of lease liability refer note 2

Movement of Current borrowings

	31 March 2024 (inUSD)	31 March 2023 (inUSD)
Opening balance	-	-
Cashflows	67,92,000.00	-
Interest Accrued but not due	1,13,846.2	-
Closing balance	69,05,846.2	-

Movement of Cash and cash equivalents

	31 March 2024 (inUSD)	31 March 2023 (inUSD)
Opening balance	1,31,74,844.3	1,08,25,76,952.0
Cashflows	(1,06,91,229.5)	(1,06,94,62,107.8)
Closing balance	30,83,614.8	1,31,74,844.2

Movement of Non Current Borrowings

	31 March 2024 (inUSD)	31 March 2023 (inUSD)
Opening balance	45,08,342.5	37,04,50,499.1
Cashflows	2,71,19,677.6	(3,65,94,415.7)
Interest Accrued but not due	4,56,399.66	-
Closing balance	2,76,84,391	45,08,342.4

Movement in Lease Liability

	31 March 2024 (inUSD)	31 March 2023 (inUSD)
Opening balance	52,43,840.0	57,66,645
Interest expense	66,106	73,104
Payment of principal amount	(6,49,533)	(5,95,900)
Closing balance	46,60,422.4	52,43,840.0

NOTE 11: DEFERRED TAX LIABILITIES

	March 31, 2024 (Amount in USD)	March 31, 2023 (Amount in USD)
Deferred Tax Liability		
Property, Plant and Equipment: Impact of difference between tax depreciation and depreciation for financial reporting	45,54,979.93	22,82,861.20
Right of Use Assets	95,908.68	85,969.63
Total Deferred Tax Liability (A)	46,50,888.61	23,68,830.83
Deferred Tax Assets		
Expenditure allowed for tax purposes on payment basis	-	-
Total Deferred Tax Asset (B)	-	-
Net Deferred Tax Liability (A-B)	46,50,888.61	23,68,830.83

Movements in Deferred tax liabilities

Particulars	Property, plant and equipments	Right of use assets	Forward Contracts	Total
At March 31, 2023	22,82,861.20	85,969.63	-	23,68,830.83
Change (increased)	22,72,118.73	9,939.95	-	22,82,057.78
- To profit and loss account	-	-	-	-
- to other comprehensive income	-	-	-	-
At March 31, 2024	45,54,979.93	95,908.68	-	46,50,888.61

NOTE 12: OTHER FINANCIAL LIABILITIES

	March 31, 2024 (Amount in USD)	March 31, 2023 (Amount in USD)
Current		
Other financial liabilities		
Employee benefits payable	4,99,666.69	9,87,664.96
Payables for purchase of property, plant and equipment	1,21,80,078.90	88,000.00
Others	5,70,236.99	-
Total current financial liabilities	1,32,50,882.49	10,75,664.96

STERLITE TECHNOLOGIES INC.
NOTES TO FINANCIAL STATEMENTS FOR THE YEAR ENDED March 31, 2024
NOTE 13: TRADE PAYABLES

	March 31, 2024 (Amount in USD)	March 31, 2023 (Amount in USD)
Total outstanding dues other than micro and small enterprises	59,66,954.64	13,36,20,110.39
- Trade Payable to Related Parties	6,44,17,285.51	1,47,21,670.62
- Others	6,94,84,241.15	14,83,41,781.01

Trade Payables Ageing

March 31, 2024		(Amount in USD)			
Particulars	Not Due	Outstanding for the following periods from the due date			Total
		Less than 1 Year	1-2 Years	2-3 Years	
(ii) Others - undisputed	2,59,64,282.59	4,28,64,137.97	6,55,821.49	-	6,94,84,241.15
Total	2,59,64,282.59	4,28,64,137.97	6,55,821.49	-	6,94,84,241.15

March 31, 2023		(Amount in USD)			
Particulars	Not Due	Outstanding for the following periods from the due date			Total
		Less than 1 Year	1-2 Years	2-3 Years	
(ii) Others - undisputed	6,85,04,967.96	6,89,41,684.67	1,08,27,933.77	67,194.62	14,83,41,781.01
Total	6,85,04,967.96	6,89,41,684.67	1,08,27,933.77	67,194.62	14,83,41,781.01

NOTE 14: OTHER CURRENT LIABILITIES

	March 31, 2024 (Amount in USD)	March 31, 2023 (Amount in USD)
Payroll taxes	1,17,408.09	-
Statutory tax payable	6,07,112.58	5,39,522.08
Total other current liabilities	7,24,520.67	5,39,522.08

NOTE 15: REVENUE FROM OPERATIONS

	March 31, 2024 (Amount in USD)	March 31, 2023 (Amount in USD)
Revenue from contracts with customers and margin recovery		
- Sale of products		
- Finished Goods	12,68,65,313.37	29,00,37,373.37
- Distribution and trading margin recovery	2,34,82,559.84	1,56,02,312.97
Revenue from Operations	15,03,47,873.21	30,56,39,686.34

The total contract price of USD 12,68,65,313.37 (31 March 2023: 29,00,37,373.37) is reduced by the consideration of USD NIL (31 March 2023: USD NIL) towards variable components and USD NIL (31 March 2023: USD Nil) towards financing components.
The revenue from sale of goods is recognised at point in time

NOTE 16 (a): COST OF RAW MATERIAL CONSUMED

	March 31, 2024 (Amount in USD)	March 31, 2023 (Amount in USD)
Inventory at the beginning of the year	2,31,447.29	-
Add : Purchases	9,77,15,878.93	28,35,68,852.72
Less : Inventory at the end of the year	37,72,161.29	2,31,447.29
Cost of raw material consumed	9,41,49,964.93	28,32,77,605.43

NOTE 16(b): CHANGES IN INVENTORIES OF WORK IN PROGRESS AND FINISHED GOODS

	March 31, 2024 (Amount in USD)	March 31, 2023 (Amount in USD)
Opening inventories		
Work-in-progress	8,94,851.75	-
Finished goods	5,59,76,134.83	3,82,43,959.39
Traded goods	12,712.48	-
Total opening balance	5,68,83,719.06	3,82,43,959.39
Closing inventories		
Work-in-progress	77,81,786.92	8,94,851.75
Finished goods	3,48,49,716.10	5,59,76,134.83
Traded goods	-	12,712.48
Total closing balance	4,26,31,523.11	5,68,83,719.06
Total changes in inventories of work-in-progress and finished goods	1,42,52,195.95	(1,86,69,759.67)

NOTE 17: EMPLOYEE BENEFIT EXPENSES

	March 31, 2024 (Amount in USD)	March 31, 2023 (Amount in USD)
Salaries, wages and bonus	1,18,14,206.64	94,03,242.93
Contribution to provident fund	2,33,299.35	4,31,048.73
Staff welfare expenses	14,95,062.05	7,24,209.40
Total Employee Benefit Expense	1,35,43,568.04	1,05,58,500.16

NOTE 18: OTHER EXPENSES

	March 31, 2024 (Amount in USD)	March 31, 2023 (Amount in USD)
Consumption of stores and spares	5,06,539.44	4,04,525.59
Consumption of packing materials	15,45,325.08	1,67,769.43
Power and fuel	3,83,281.82	2,793.50
Labour charges	13,49,549.96	2,29,493.85
Repairs and maintenance		
- Buildings	95,327.12	-
- Plant and machinery	3,31,869.98	7,511.95
- Others	6,00,813.06	95,232.51
Sales commission	25,58,158.70	1,02,74,793.64
Sales promotion (refer note 31)	3,15,531.33	20,919.97
Carriage outwards	26,29,036.34	17,54,809.13
Rent	5,66,992.42	1,77,716.97
Insurance	2,92,486.59	1,33,614.28
Legal and professional fees	41,17,837.65	10,92,249.44
Rates and taxes	1,63,405.04	4,767.88
Loss on sales of assets	359.49	-
Travelling and conveyance	5,78,137.45	6,45,648.40
Payment to auditors (refer note below)	13,350.00	-
Group IT and other support charges (refer note 31)	1,61,670.24	1,56,478.88
Miscellaneous expenses	9,08,358.60	12,57,833.91
Total other expenses	1,71,01,241.75	1,64,26,175.91
Payment to auditors		
As auditor:		
- Audit fee	13,350.00	-
	13,350.00	-

NOTE 19: DEPRECIATION AND AMORTISATION EXPENSES

	March 31, 2024 (Amount in USD)	March 31, 2023 (Amount in USD)
Depreciation of Tangible Assets	32,29,762.39	3,83,057.40
Depreciation of Right of Use Assets	5,74,297.26	37,171.50
Total Depreciation Expense	38,04,669.56	4,20,228.90

NOTE 20: FINANCE COST

	March 31, 2024 (Amount in USD)	March 31, 2023 (Amount in USD)
Interest on financial liabilities measured at amortised cost	11,31,424.93	72,474.06
Bank and other finance charges	1,70,474.66	221.44
Total finance cost	13,01,898.69	72,695.50

STERILITE TECHNOLOGIES INC.
NOTES TO FINANCIAL STATEMENTS FOR THE YEAR ENDED March 31, 2024
NOTE 21: TAX EXPENSES

The major components of income tax expense for the years ended March 31, 2024 and March 31, 2023, are:

Particulars	March 31, 2024 (Amount in USD)	March 31, 2023 (Amount in USD)
Income tax expense		
Current Tax		
Current tax on profits for the year	11,38,787.17	4,95,650.64
Total current tax expense	11,38,787.17	4,95,650.64
Deferred Tax		
Decrease (increase) in deferred tax assets	23,11,426.64	23,62,553.22
Total deferred tax expense/(benefit)	23,11,426.64	23,62,553.22
Income tax expense	34,50,213.81	28,59,012.86

NOTE 22: FAIR VALUE MEASUREMENT

a) Financial Instruments by Category

Set out below, is a comparison by class of the carrying amounts and fair value of the Company's financial instruments, other than those with carrying amounts that are reasonable approximations of fair values as of the year end:

Financial assets	March 31, 2024			March 31, 2023		
	FVPL	FVOCI	Amortised Cost	FVPL	FVOCI	Amortised Cost
Trade receivables	-	-	3,80,23,576.46	-	-	6,56,07,754.56
Cash and cash equivalents	-	-	30,83,614.72	-	-	1,31,74,844.25
Security deposits	-	-	2,50,000.00	-	-	-
Other financial assets	-	-	22,215.00	-	-	2,72,215.00
Total Financial assets	-	-	4,13,79,406.18	-	-	7,91,44,813.81
Financial liabilities						
Borrowings	-	-	3,40,20,000.00	-	-	45,08,342.45
Trade payables	-	-	6,94,84,241.15	-	-	14,83,41,781.01
Lease Liability	-	-	46,60,422.40	-	-	52,43,848.97
Payables for purchase of property, plant and equipment	-	-	1,21,89,978.90	-	-	88,000.00
Other financial liabilities	-	-	10,60,003.59	-	-	0,87,664.96
Total Financial Liabilities	-	-	12,14,24,546.04	-	-	15,91,69,637.39

b) Fair value hierarchy

Assets and liabilities which are measured at amortised cost for which fair values are disclosed	Amount (in USD)	Quoted prices in active markets (Level 1)	Significant observable inputs (Level 2)	Significant unobservable inputs (Level 3)
Total Financial assets				
As at March 31, 2024	4,13,79,406.18	-	-	4,13,79,406.18
As at March 31, 2023	7,91,44,813.81	-	-	7,91,44,813.81
Total Financial Liabilities				
As at March 31, 2024	12,14,24,546.04	-	-	12,14,24,546.04
As at March 31, 2023	15,91,69,637.39	-	-	15,91,69,637.39

Level 1: Level 1 hierarchy includes financial instruments measured using quoted prices.

Level 2: The fair value of financial instruments that are not traded in an active market is determined using valuation techniques which maximise the use of observable market data and rely as little as possible on entity-specific estimates. If all significant inputs required to fair value an instrument are observable, the instrument is included in level 2.

Level 3: If one or more of the significant inputs is not based on observable market data, the instrument is included in level 3. There have been no transfers among Level 1, Level 2 and Level 3.

c) Valuation technique used to determine fair value and Valuation Process

The management assessed that cash and cash equivalents, other bank balances, trade receivables, trade payables, other assets and liabilities approximate their carrying amounts largely due to the short-term maturities of these instruments. The fair value of non-current borrowings are based on discounted cash flows using a current borrowing rate. They are classified as level 3 fair value hierarchy due to the use of unobservable inputs, including own credit risk. Therefore, carrying value of these instruments is considered to be same as the fair value. These instruments are included in level 3.

NOTE 23: CAPITAL AND OTHER COMMITMENTS

Estimated amount of contracts remaining to be executed on capital account and not recognised for (net of advance) are USD 13,979,716.76, (as on March 31, 2023: NIL)

Sterlite Technologies Inc
Notes to financial statements for the year ended March 31, 2024

NOTE 24: FINANCIAL RISK MANAGEMENT

The company's principal financial liabilities, comprise borrowings, trade and other payables and other financial liabilities. The main purpose of these financial liabilities is to finance the company's operations. The company's principal financial assets include trade and other receivables, cash and short-term and long-term deposits and other financial assets that arise directly from its operations.

The company's activities expose it to market risk, credit risk and liquidity risk. The company's senior management oversees the activities to manage these risks. All derivative activities for risk management purposes are carried out by specialist teams that have the appropriate skills, experience and supervision. It is the company's policy that no trading in derivatives for speculative purposes should be undertaken.

The Risk Management policies of the company are established to identify and analyse the risks faced by the company, to set appropriate risk limits and controls and to monitor risks and adherence to limits. Risk management policies and systems are approved and reviewed regularly by the Group management to reflect changes in market conditions and the company's activities.

Management has overall responsibility for the establishment and oversight of the company's risk management framework. The risks to which company is exposed and related risk management policies are summarised below -

(a) Market risk

Market risk is the risk that the fair value of future cash flows of a financial instrument will fluctuate because of changes in market prices. Market risk comprises three types of risk: interest rate risk, currency risk and price risk, such as equity price risk and commodity risk. The Company's financial instruments affected by market risk mainly includes financial assets and liabilities in foreign currency and long term borrowings at variable rates

The sensitivity analysis in the following sections relate to the position as at March 31, 2024 and March 31, 2023.

The sensitivity analysis have been prepared on the basis that the amount of debt, the ratio of fixed to floating interest rates of the debt and the proportion of financial instruments in foreign currencies are all constant and in place at March 31, 2024 and March 31, 2023.

The following assumption has been made in calculating the sensitivity analysis:

- The sensitivity of the relevant statement of profit or loss item is the effect of the assumed changes in respective market risks. This is based on the financial assets and financial liabilities held at March 31, 2024 and March 31, 2023.

Interest rate risk

Interest rate risk is the risk that the fair value or the future cash flows of a financial instrument will fluctuate because of changes in interest rates. The company's exposure to the risk of changes in interest rate primarily relates to the company's debt obligations with floating interest rates.

The company is exposed to the interest rate fluctuation in domestic as well as foreign currency borrowing. The company manages its interest rate risk by having a balanced portfolio of fixed and variable rate borrowings. At March 31, 2024, none of the borrowings of the company are at fixed rate in current year (2023-24) as well as in previous year (2022-23)

	March 31, 2024
	(USD)
Variable rate borrowings	3,39,60,000.00
Fixed rate borrowings	60,000.00
Total borrowings	3,40,20,000.00

Interest rate sensitivity

The following table demonstrates the sensitivity to a reasonably possible change in the interest rates on borrowings at variable interest rate. With all the other variables held constant, the company's profit before tax is affected

Particulars	(USD)	
	Increase/Decrease in Basis Points	Effect on profit before tax / pre-tax equity Decrease/ (increase)
March 31, 2024		
Base Rate	+50	1,69,800.00
Base Rate	-50	(1,69,800.00)

Foreign currency risk

The company operates internationally and is exposed to foreign exchange risk arising from foreign currency transactions, primarily with respect to the EURO. Foreign exchange risk arises from future commercial transactions and recognised assets and liabilities denominated in a currency that is not the company's functional currency (USD). The risk is measured through a forecast of highly probable foreign currency cash flows.

The company exposure to foreign currency risk at the end of the year expressed in USD are as follows;

March 31, 2024		(USD)
Financial Assets		EUR
Trade receivable		7,22,068.16
Net Exposure to foreign currency risk (Assets)		7,22,068.16
March 31, 2024		(USD)
Financial Liabilities		EUR
Payables for purchase of property, plant & equipments		-
Trade Payables		85,20,591.62
Net Exposure to foreign currency risk (Liabilities)		85,20,591.62

Sterlite Technologies Inc
Notes to financial statements for the year ended March 31, 2024

NOTE 24: FINANCIAL RISK MANAGEMENT
Foreign currency sensitivity

The following tables demonstrate the sensitivity to a reasonably possible change in EUR exchange rates, with all other variables held constant. The impact on the company's profit before tax is due to changes in the fair value of monetary assets and liabilities. The impact on the company's pre-tax equity is due to changes in the fair value of forward exchange contracts designated as cash flow hedges. The company's exposure to foreign currency changes for all other currencies is not material. With all the other variable held constant, the company's profit before tax is affected through the impact on change of foreign currency rate as follows-

(USD)		
	Change in Euro rate	Effect on profit before tax
March 31, 2024	+5%	(3,89,926.17)
	-5%	3,89,926.17

(b) Credit risk

Credit risk is the risk that a counterparty will not meet its obligations under a contract, leading to a financial loss. The company is exposed to credit risk from its operating activities (primarily trade receivables) and from its investing activities, including deposits with banks, foreign exchange transactions and other financial instruments.

Trade receivables

Customer credit risk is managed by the company subject to the company's established policy, procedures and control relating to customer credit risk management. Credit quality of a customer is assessed taking into account its financial position, past experience and other factors, eg. credit rating and individual credit limits are defined in accordance with credit assessment. Outstanding customer receivables are regularly monitored and any shipments to major customers are generally covered by letters of credit or other forms of credit assurance.

An impairment analysis is performed at each reporting date on an individual basis for major customers. In addition, a large number of minor receivables are grouped into homogenous groups and assessed for impairment collectively. The assessment is based on historical information of defaults. The maximum exposure to credit risk at the reporting date is the carrying value of each class of financial assets. The company does not hold collateral as security. The company evaluates the concentration of risk with respect to trade receivables as low, as its customers are located in several jurisdictions and operate in largely independent markets. During the period, the company made write-offs of Nil (31 March 2023: Rs. Nil) trade receivables.

Expected loss sales are based on the payment profile of sales over a period of 36 months before the reporting date and the corresponding historical credit losses experienced within this period. The historical loss sales are adjusted to reflect the current and forward looking information on macroeconomic factors affecting the ability of the customers to settle the receivable

Details of Expected credit loss for trade receivables and contract assets is as follows:

Particulars	March 31, 2024				Total
	Less than 1 year	1-2 years	2-3 years	More than 3 years	
Gross carrying amount	3,54,95,373	25,28,201.38	-	-	3,80,23,576.46
Expected credit loss rate	0.00%	0.00%	0.00%	0.00%	0.00%
Expected credit loss provision and provision for Doubtful Debts	-	-	-	-	-
Carrying amount of trade receivable (net of provision)	3,54,95,375.08	25,28,201.38	-	-	3,80,23,576.46

Particulars	March 31, 2023				Total
	Less than 1 year	1-2 years	2-3 years	More than 3 years	
Gross carrying amount	6,56,86,955	10,799.14	-	-	6,56,97,754.56
Expected credit loss rate	0.00%	0.00%	0.00%	0.00%	0.00%
Expected credit loss provision and provision for Doubtful Debts	-	-	-	-	-
Carrying amount of trade receivable (net of provision)	6,56,86,955.42	10,799.14	-	-	6,56,97,754.56

Financial instruments and cash deposits

Credit risk from balances with banks and financial institutions is managed by the company's treasury department in accordance with the company's policy. Investments of surplus funds are made only with approved counterparties and within credit limits assigned to each counterparty. Counterparty credit limits are reviewed by the company on an annual basis, and may be updated throughout the year. The limits are set to minimise the concentration of risks and therefore mitigate financial loss through counterparty's potential failure to make payments.

The company's maximum exposure to credit risk for the components of the balance sheet at March 31, 2024 and March 31, 2023 is the carrying amounts of each class of financial assets.

(c) Liquidity risk

Liquidity risk is the risk that the company may encounter difficulty in meeting its present and future obligations associated with financial liabilities that are required to be settled by delivering cash or another financial asset. The company's objective is to, at all times, maintain optimum levels of liquidity to meet its cash and collateral obligations. The company requires funds both for short term operational needs as well as for long term investment programs mainly in growth projects. The company closely monitors its liquidity position and deploys a robust cash management system. It aims to minimise these risks by generating sufficient cash flows from its current operations, which in addition to the available cash and cash equivalents, liquid investments and sufficient committed fund facilities which will provide liquidity.

The liquidity risk is managed on the basis of expected maturity dates of the financial liabilities. The average credit period taken to settle trade payables is about 60 - 180 days. The other payables are with short term durations. The carrying amounts are assumed to be reasonable approximation of fair value. The table below summarises the maturity profile of the company's financial liabilities based on contractual undiscounted payments:

(USD)						
Particulars	Payable on demand	Less than 3 months	3 months to 12 months	1 year to 5 years	>5 years	Total
As at March 31, 2024						
Borrowings	60,000.00	16,98,000.00	50,94,000.00	2,71,68,000	-	3,40,20,000.00
Other financial liabilities	-	16,69,993.59	-	-	-	16,69,993.59
Trade payables	-	2,51,11,073.00	4,37,17,347.00	6,55,821.49	-	6,94,84,241.49
Payables for purchase of Property, plant and equipments	-	15,04,011.00	1,06,85,967.00	-	-	1,21,89,978.00
Lease payment	-	1,52,939.00	4,64,934.00	25,97,562.00	17,29,394.00	49,44,799.00
	60,000.00	2,95,35,926.59	5,99,62,248.00	3,04,21,383.49	17,29,394.00	12,17,08,922.98

NOTE 25: Business Combination

With effect from April 1, 2023 a business transfer agreement has been entered into between Sterlite Technologies Inc, South Carolina (Sterlite Technologies Inc) and Sterlite Technologies Holding Inc. (Seller), Sterlite Technologies Inc. issued equity shares to the seller company amounting to USD 1,75,32,907 (1,75,32,907 no. of shares having face value of USD 1) on account of acquisition of net assets of the seller company.

NOTE 26: Related Party Transactions

A) Parties where control exists :

Name of Related Party	Nature of Relationship
Sterlite Technologies Limited	Ultimate Holding Company
Sterlite Technologies Holding Inc	Intermediate Holding Company

B) Related Parties:

Name of Related Party	Nature of Relationship
Sterlite Technologies Limited	Ultimate Holding Company
Sterlite Technologies Cables Solutions Limited	Fellow Subsidiary

C) Transactions with related parties :

Sale of goods	31 March 2024	31 March 2023
Sterlite Technologies Limited	230,299	15,120,239
Purchase of Goods	31 March 2024	31 March 2023
Sterlite Technologies Limited	45,910,354	164,827,389
Sterlite Technologies Cables Solutions Limited	34,400,930	103,966,413
Purchase of Assets	31 March 2024	31 March 2023
Sterlite Technologies Cables Solutions Limited	324,610	-
Distributorship and manufacturing margin adjustment	31 March 2024	31 March 2023
Sterlite Technologies Limited	21,263,743	1,790,504
Sterlite Technologies Cables Solutions Limited	3,361,826	-

D) Outstanding balances arising from sales/purchases of goods and services :


Trade payable	31 March 2024	31 March 2023
Sterlite Technologies Limited	14,329,254	97,597,492
Sterlite Technologies Cables Solutions Limited	34,488,037	36,022,618
Trade receivables	31 March 2024	31 March 2023
Sterlite Technologies Limited	19,421,646	7,768,179

The accompanying notes are an integral part of the financial statements

As per our report of even date

For and on behalf of the board of directors of
Sterlite Technologies Inc.


Jorge Aceves
Head Finance


Ajay Jhanjhari
ONB CFO

STERLITE SOLUTION GERMANY GMBH
STATEMENT OF PROFIT AND LOSS FOR THE YEAR ENDED MARCH 31, 2024
 (All amounts are in EUR, unless otherwise stated)

	EUR Year ended March 31, 2024	EUR Year ended March 31, 2023
INCOME		
Revenue from operations	-	-
Other income	10,96,440	6,25,365
Total Income (I)	10,96,440	6,25,365
EXPENSES		
Cost of raw material consumed	153	620
Changes in inventories of work-in-progress and finished goods	-	-
Employee benefit expense	9,47,637	7,44,392
Other expenses	1,03,292	62,143
Total Expense (II)	10,51,082	8,07,156
Earnings before exceptional item, interest, tax, depreciation and amortisation (EBITDA) (I) - (II)	45,357	(1,81,791)
Depreciation and Amortisation Expense	-	-
Finance costs	1,977	7,273
Profit before tax	43,380	(1,89,064)
Tax expense:		
Current tax	-	-
Deferred tax	-	(59,850)
Total tax expenses	-	(59,850)
Profit for the year	43,380	(1,29,214)

For and on behalf of the board of directors of
 Sterlite Solution Germany GMBH

Rahul Puri
 Director

STERLITE SOLUTION GERMANY GMBH
BALANCE SHEET AS AT MARCH 31, 2024

(All amounts are in EUR, unless otherwise stated)

	EUR March 31, 2024	EUR March 31, 2023
ASSETS		
Non-current assets		
Property, plant and equipment	-	-
Capital work-in progress	-	-
Financial assets		
(i) Other financial assets	-	-
Deferred tax assets (net)	-	87,936
Other non-current assets	-	-
Total Non-current assets	-	87,936
Current assets		
Inventories	-	-
Financial assets		
(i) Investments	-	-
(ii) Trade receivables	10,96,440	-
(iii) Cash and cash equivalents	9,509	14,237
(iv) Other bank balances	-	-
(v) Loans	-	-
(vi) Other financial assets	-	-
Contract Assets	(0)	(0)
Other current assets	(9,05,678)	89,234
Total Current assets	2,00,270	1,03,470
Total Assets	2,00,270	1,91,406
EQUITY AND LIABILITIES		
Equity		
Equity share capital	25,000	25,000
Other Equity	(2,36,231)	(2,79,612)
Total Equity	(2,11,231)	(2,54,612)
Non current liabilities		
Financial Liabilities		
(i) Borrowings	2,80,276	2,80,276
(ii) Other Financial Liabilities	-	-
Employee benefit obligations	-	-
Deferred tax liabilities (net)	(87,936)	-
Total Non-current liabilities	1,92,341	2,80,276
Current liabilities		
Financial liabilities		
(i) Borrowings	-	-
(ii) Other financial liabilities	73,053	-
(iii) Trade payables		
(a) total outstanding dues of micro and small enterprises	-	-
(b) total outstanding dues other than (iii) (a) above	54,526	1,65,741

Contract liabilities	-	-
Employee benefit obligations	-	-
Other current liabilities	91,583	-
Total Current Liabilities	2,19,161	1,65,741
Total Liabilities	4,11,501	4,46,017
Total Equity and Liabilities	2,00,270	1,91,406

For and on behalf of the board of directors of
Sterlite Solution Germany GMBH

A handwritten signature in blue ink, appearing to be 'Rahul Puri', written over a horizontal line.

Rahul Puri
Director

Price Waterhouse Chartered Accountants LLP

Independent Auditor's Report

To the Members of Sterlite Tech Cables Solutions Limited

Report on the Audit of the Financial Statements

Opinion

1. We have audited the accompanying financial statements of Sterlite Tech Cables Solutions Limited ("the Company"), which comprise the Balance Sheet as at March 31, 2024, and the Statement of Profit and Loss (including Other Comprehensive Income), the Statement of Changes in Equity and the Statement of Cash Flows for the year then ended, and notes to the financial statements, including material accounting policy information and other explanatory information.
2. In our opinion and to the best of our information and according to the explanations given to us, the aforesaid financial statements give the information required by the Companies Act, 2013 ("the Act") in the manner so required and give a true and fair view in conformity with the accounting principles generally accepted in India, of the state of affairs of the Company as at March 31, 2024, and total comprehensive income (comprising of profit and other comprehensive income), changes in equity and its cash flows for the year then ended.

Basis for Opinion

3. We conducted our audit in accordance with the Standards on Auditing (SAs) specified under Section 143(10) of the Act. Our responsibilities under those Standards are further described in the "Auditor's Responsibilities for the Audit of the Financial Statements" section of our report. We are independent of the Company in accordance with the Code of Ethics issued by the Institute of Chartered Accountants of India together with the ethical requirements that are relevant to our audit of the financial statements under the provisions of the Act and the Rules thereunder, and we have fulfilled our other ethical responsibilities in accordance with these requirements and the Code of Ethics. We believe that the audit evidence we have obtained is sufficient and appropriate to provide a basis for our opinion.


Other Information

4. The Company's Board of Directors is responsible for the other information. The other information comprises the information included in the Director's report, but does not include the financial statements and our auditor's report thereon.

Our opinion on the financial statements does not cover the other information and we do not express any form of assurance conclusion thereon.

In connection with our audit of the financial statements, our responsibility is to read the other information and, in doing so, consider whether the other information is materially inconsistent with the financial statements or our knowledge obtained in the audit or otherwise appears to be materially misstated. If, based on the work we have performed, we conclude that there is a material misstatement of this other information, we are required to report that fact.

We have nothing to report in this regard.



Price Waterhouse Chartered Accountants LLP, 7th Floor, Tower A - Wing 1, Business Bay, Airport Road, Yerwada
Pune - 411 006
T: +91 (20) 41004444, F: +91 (20) 41006161

Registered office and Head office: 11-A, Vishnu Digamber Marg, Sucheta Bhawan, Gate No 2, New Delhi - 110002

Price Waterhouse (a Partnership Firm) converted into Price Waterhouse Chartered Accountants LLP (a Limited Liability Partnership with LLP identity no: LLPIN AAC-5001) with effect from July 25, 2014. Post its conversion to Price Waterhouse Chartered Accountants LLP, its ICAI registration number is 012754N/N500016 (ICAI registration number before conversion was 012754N)

Price Waterhouse Chartered Accountants LLP

INDEPENDENT AUDITOR'S REPORT

To the Members of Sterlite Tech Cables Solutions Limited
Report on Audit of the Financial Statements
Page 2 of 5

Responsibilities of management and those charged with governance for the financial statements

5. The Company's Board of Directors is responsible for the matters stated in Section 134(5) of the Act with respect to the preparation of these financial statements that give a true and fair view of the financial position, financial performance, changes in equity and cash flows of the Company in accordance with the accounting principles generally accepted in India, including the Accounting Standards specified under Section 133 of the Act. This responsibility also includes maintenance of adequate accounting records in accordance with the provisions of the Act for safeguarding of the assets of the Company and for preventing and detecting frauds and other irregularities; selection and application of appropriate accounting policies; making judgments and estimates that are reasonable and prudent; and design, implementation and maintenance of adequate internal financial controls, that were operating effectively for ensuring the accuracy and completeness of the accounting records, relevant to the preparation and presentation of the financial statements that give a true and fair view and are free from material misstatement, whether due to fraud or error.
6. In preparing the financial statements, management is responsible for assessing the Company's ability to continue as a going concern, disclosing, as applicable, matters related to going concern and using the going concern basis of accounting unless management either intends to liquidate the Company or to cease operations, or has no realistic alternative but to do so. Those Board of Directors are also responsible for overseeing the Company's financial reporting process.

Auditor's responsibilities for the audit of the financial statements

7. Our objectives are to obtain reasonable assurance about whether the financial statements as a whole are free from material misstatement, whether due to fraud or error, and to issue an auditor's report that includes our opinion. Reasonable assurance is a high level of assurance but is not a guarantee that an audit conducted in accordance with SAs will always detect a material misstatement when it exists. Misstatements can arise from fraud or error and are considered material if, individually or in the aggregate, they could reasonably be expected to influence the economic decisions of users taken on the basis of these financial statements.
8. As part of an audit in accordance with SAs, we exercise professional judgement and maintain professional scepticism throughout the audit. We also:
 - Identify and assess the risks of material misstatement of the financial statements, whether due to fraud or error, design and perform audit procedures responsive to those risks, and obtain audit evidence that is sufficient and appropriate to provide a basis for our opinion. The risk of not detecting a material misstatement resulting from fraud is higher than for one resulting from error, as fraud may involve collusion, forgery, intentional omissions, misrepresentations, or the override of internal control.
 - Obtain an understanding of internal control relevant to the audit in order to design audit procedures that are appropriate in the circumstances. Under Section 143(3)(i) of the Act, we are also responsible for expressing our opinion on whether the Company has adequate internal financial controls with reference to financial statements in place and the operating effectiveness of such controls.



Price Waterhouse Chartered Accountants LLP

INDEPENDENT AUDITOR'S REPORT

To the Members of Sterlite Tech Cables Solutions Limited
Report on Audit of the Financial Statements
Page 3 of 5

- Evaluate the appropriateness of accounting policies used and the reasonableness of accounting estimates and related disclosures made by management.
 - Conclude on the appropriateness of management's use of the going concern basis of accounting and, based on the audit evidence obtained, whether a material uncertainty exists related to events or conditions that may cast significant doubt on the Company's ability to continue as a going concern. If we conclude that a material uncertainty exists, we are required to draw attention in our auditor's report to the related disclosures in the financial statements or, if such disclosures are inadequate, to modify our opinion. Our conclusions are based on the audit evidence obtained up to the date of our auditor's report. However, future events or conditions may cause the Company to cease to continue as a going concern.
 - Evaluate the overall presentation, structure and content of the financial statements, including the disclosures, and whether the financial statements represent the underlying transactions and events in a manner that achieves fair presentation.
9. We communicate with those charged with governance regarding, among other matters, the planned scope and timing of the audit and significant audit findings, including any significant deficiencies in internal control that we identify during our audit.

Report on other legal and regulatory requirements

10. As required by the Companies (Auditor's Report) Order, 2020 ("the Order"), issued by the Central Government of India in terms of sub-section (11) of Section 143 of the Act, we give in the Annexure B a statement on the matters specified in paragraphs 3 and 4 of the Order, to the extent applicable.
11. As required by Section 143(3) of the Act, we report that:
- (a) We have sought and obtained all the information and explanations which to the best of our knowledge and belief were necessary for the purposes of our audit.
 - (b) In our opinion, proper books of account as required by law have been kept by the Company so far as it appears from our examination of those books except that the backup of certain books of account and other books and papers maintained in electronic mode has not been maintained on a daily basis on servers physically located in India during the year and the matters stated in paragraph 11(h)(vi) below on reporting under Rule 11(g) of the Companies (Audit and Auditors) Rules, 2014 (as amended) ("the Rules").
 - (c) The Balance Sheet, the Statement of Profit and Loss (including other comprehensive income), the Statement of Changes in Equity and the Statement of Cash Flows dealt with by this Report are in agreement with the books of account.
 - (d) In our opinion, the aforesaid financial statements comply with the Accounting Standards specified under Section 133 of the Act.
 - (e) On the basis of the written representations received from the directors as on March 31, 2024, taken on record by the Board of Directors, none of the directors is disqualified as on March 31, 2024, from being appointed as a director in terms of Section 164(2) of the Act.
 - (f) With respect to the maintenance of accounts and other matters connected therewith, reference is made to our remarks in paragraph 11(b) above on reporting under Section 143(3)(b) and paragraph 11(h)(vi) below on reporting under Rule 11(g) of the Rules.



Price Waterhouse Chartered Accountants LLP

INDEPENDENT AUDITOR'S REPORT

To the Members of Sterlite Tech Cables Solutions Limited

Report on Audit of the Financial Statements

Page 4 of 5

- (g) With respect to the adequacy of the internal financial controls with reference to financial statements of the Company and the operating effectiveness of such controls, refer to our separate Report in "Annexure A".
- (h) With respect to the other matters to be included in the Auditor's Report in accordance with Rule 11 of the Companies (Audit and Auditors) Rules, 2014, in our opinion and to the best of our information and according to the explanations given to us:
- i. The Company does not have any pending litigations which would impact its financial position.
 - ii. The Company has made provision, as required under the applicable law or accounting standards, for material foreseeable losses, if any, on long-term contracts including derivative contracts – Refer Note 17 to the financial statements;
 - iii. There were no amounts which were required to be transferred to the Investor Education and Protection Fund by the Company during the year ended March 31, 2024.
 - iv. (a) The management has represented that, to the best of its knowledge and belief, as disclosed in Note 41 to the financial statements, no funds have been advanced or loaned or invested (either from borrowed funds or share premium or any other sources or kind of funds) by the Company to or in any other person(s) or entity(ies), including foreign entities ("Intermediaries"), with the understanding, whether recorded in writing or otherwise, that the Intermediary shall, whether, directly or indirectly, lend or invest in other persons or entities identified in any manner whatsoever by or on behalf of the Company ("Ultimate Beneficiaries") or provide any guarantee, security or the like on behalf of the Ultimate Beneficiaries;
 - (b) The management has represented that, to the best of its knowledge and belief, as disclosed in the Note 41 to the financial statements, no funds have been received by the Company from any person(s) or entity(ies), including foreign entities ("Funding Parties"), with the understanding, whether recorded in writing or otherwise, that the Company shall, whether, directly or indirectly, lend or invest in other persons or entities identified in any manner whatsoever by or on behalf of the Funding Party ("Ultimate Beneficiaries") or provide any guarantee, security or the like on behalf of the Ultimate Beneficiaries; and
 - (c) Based on such audit procedures that we considered reasonable and appropriate in the circumstances, nothing has come to our notice that has caused us to believe that the representations under sub-clause (a) and (b) contain any material misstatement.
 - v. The Company has not declared or paid any dividend during the year.



Price Waterhouse Chartered Accountants LLP

INDEPENDENT AUDITOR'S REPORT

To the Members of Sterlite Tech Cables Solutions Limited
Report on Audit of the Financial Statements
Page 5 of 5

- vi. Based on our examination, which included test checks, the Company has used one accounting software for maintaining its books of account which has a feature of recording audit trail (edit log) facility and that has operated throughout the year for all transactions except that the audit trail is not maintained for certain type of transactions and changes made by certain users with specific access and for direct data changes at the database level. Further, during the course of performing our procedures, we did not notice any instance of the audit trail feature being tampered with in the accounting software. With respect to other accounting software used by the Company, the audit trail feature was not available for the entire year and accordingly, the question of our commenting on whether the audit trail operated throughout the year for all transactions or whether there was any instance of the audit trail feature been tampered with does not arise. With respect to another accounting software, the service organisation report produced to us for our examination does not cover the audit trail feature in the accounting software in line with the requirements of the Act and accordingly, we are unable to comment whether the audit trail feature of the aforesaid software was enabled and operated throughout the year for all relevant transactions recorded in the software or whether there was any instance of the audit trail feature been tampered with.
12. The Company has not paid/ provided for managerial remuneration during the year. Accordingly, reporting under Section 197(16) of the Act is not applicable to the Company.

For Price Waterhouse Chartered Accountants LLP
Firm Registration Number: 012754N/N500016



Disha Maheshwari
Partner
Membership Number : 110159

UDIN : 24110159BKGXLO7223
Place : Pune
Date : May 08, 2024

Price Waterhouse Chartered Accountants LLP

Annexure A to Independent Auditor's Report

Referred to in paragraph 11(g) of the Independent Auditor's Report of even date to the members of Sterlite Tech Cables Solutions Limited on the financial statements for the year ended March 31, 2024
Page 1 of 2

Report on the Internal Financial Controls with reference to Financial Statements under clause (i) of sub-section 3 of Section 143 of the Act

1. We have audited the internal financial controls with reference to financial statements of Sterlite Tech Cables Solutions Limited ("the Company") as of March 31, 2024, in conjunction with our audit of the financial statements of the Company for the year ended on that date.

Management's Responsibility for Internal Financial Controls

2. The Company's management is responsible for establishing and maintaining internal financial controls based on the internal control over financial reporting criteria established by the Company considering the essential components of internal control stated in the Guidance Note on Audit of Internal Financial Controls Over Financial Reporting ("the Guidance Note") issued by the Institute of Chartered Accountants of India ("ICAI"). These responsibilities include the design, implementation and maintenance of adequate internal financial controls that were operating effectively for ensuring the orderly and efficient conduct of its business, including adherence to company's policies, the safeguarding of its assets, the prevention and detection of frauds and errors, the accuracy and completeness of the accounting records, and the timely preparation of reliable financial information, as required under the Act.

Auditor's Responsibility

3. Our responsibility is to express an opinion on the Company's internal financial controls with reference to financial statements based on our audit. We conducted our audit in accordance with the Guidance Note and the Standards on Auditing deemed to be prescribed under Section 143(10) of the Act to the extent applicable to an audit of internal financial controls, both applicable to an audit of internal financial controls and both issued by the ICAI. Those Standards and the Guidance Note require that we comply with ethical requirements and plan and perform the audit to obtain reasonable assurance about whether adequate internal financial controls with reference to financial statements was established and maintained and if such controls operated effectively in all material respects.
4. Our audit involves performing procedures to obtain audit evidence about the adequacy of the internal financial controls system with reference to financial statements and their operating effectiveness. Our audit of internal financial controls with reference to financial statements included obtaining an understanding of internal financial controls with reference to financial statements, assessing the risk that a material weakness exists, and testing and evaluating the design and operating effectiveness of internal control based on the assessed risk. The procedures selected depend on the auditor's judgement, including the assessment of the risks of material misstatement of the financial statements, whether due to fraud or error.
5. We believe that the audit evidence we have obtained is sufficient and appropriate to provide a basis for our audit opinion on the Company's internal financial controls system with reference to financial statements.



Price Waterhouse Chartered Accountants LLP

Annexure A to Independent Auditor's Report

Referred to in paragraph 11(g) of the Independent Auditor's Report of even date to the members of Sterlite Tech Cables Solutions Limited on the financial statements for the year ended March 31, 2024
Page 2 of 2

Meaning of Internal Financial Controls with reference to financial statements

6. A company's internal financial controls with reference to financial statements is a process designed to provide reasonable assurance regarding the reliability of financial reporting and the preparation of financial statements for external purposes in accordance with generally accepted accounting principles. A company's internal financial controls with reference to financial statements includes those policies and procedures that (1) pertain to the maintenance of records that, in reasonable detail, accurately and fairly reflect the transactions and dispositions of the assets of the company; (2) provide reasonable assurance that transactions are recorded as necessary to permit preparation of financial statements in accordance with generally accepted accounting principles, and that receipts and expenditures of the company are being made only in accordance with authorisations of management and directors of the company; and (3) provide reasonable assurance regarding prevention or timely detection of unauthorised acquisition, use, or disposition of the company's assets that could have a material effect on the financial statements.

Inherent Limitations of Internal Financial Controls with reference to financial statements

7. Because of the inherent limitations of internal financial controls with reference to financial statements, including the possibility of collusion or improper management override of controls, material misstatements due to error or fraud may occur and not be detected. Also, projections of any evaluation of the internal financial controls with reference to financial statements to future periods are subject to the risk that the internal financial controls with reference to financial statements may become inadequate because of changes in conditions, or that the degree of compliance with the policies or procedures may deteriorate.

Opinion

8. In our opinion, the Company has, in all material respects, an adequate internal financial controls system with reference to financial statements and such internal financial controls with reference to financial statements were operating effectively as at March 31, 2024, based on the internal control over financial reporting criteria established by the Company considering the essential components of internal control stated in the Guidance Note issued by ICAI.

For Price Waterhouse Chartered Accountants LLP
Firm Registration Number: 012754N/N500016



Disha Maheshwari
Partner
Membership Number : 110159

UDIN : 24110159BKGXLO7223
Place : Pune
Date : May 08, 2024

Price Waterhouse Chartered Accountants LLP

Annexure B to Independent Auditors' Report

Referred to in paragraph 10 of the Independent Auditors' Report of even date to the members of Sterlite Tech Cables Solutions Limited on the financial statements as of and for the year ended March 31, 2024

Page 1 of 6

In terms of the information and explanations sought by us and furnished by the Company, and the books of account and records examined by us during the course of our audit, and to the best of our knowledge and belief, we report that:

- i. (a) (A) The Company is maintaining proper records showing full particulars, including quantitative details and situation, of Property, Plant and Equipment.

(B) The Company does not have any Intangible assets and accordingly, reporting under clause 3(i)(a)(B) of the Order is not applicable to the Company.
- (b) The Property, Plant and Equipment are physically verified by the Management according to a phased programme designed to cover all the items over a period of 3 years which, in our opinion, is reasonable having regard to the size of the Company and the nature of its assets. Pursuant to the programme, a portion of the Property, Plant and Equipment has been physically verified by the Management during the year and no material discrepancies have been noticed on such verification.
- (c) The title deeds of all the immovable properties (other than properties where the Company is the lessee and the lease agreements are duly executed in favour of the lessee), as disclosed in Note 4 to the financial statements, are held in the name of the Company.
- (d) The Company has chosen cost model for its Property, Plant and Equipment (including Right of Use assets). Consequently, the question of our commenting on whether the revaluation is based on the valuation by a Registered Valuer, or specifying the amount of change, if the change is 10% or more in the aggregate of the net carrying value of each class of Property, Plant and Equipment (including Right of Use assets) does not arise.
- (e) Based on the information and explanations furnished to us, no proceedings have been initiated on or are pending against the Company for holding benami property under the Prohibition of Benami Property Transactions Act, 1988 (as amended in 2016) (formerly the Benami Transactions (Prohibition) Act, 1988 (45 of 1988)) and Rules made thereunder, and therefore the question of our commenting on whether the Company has appropriately disclosed the details in the financial statements does not arise (Also refer Note 4 to the financial statements).
- ii. (a) The physical verification of inventory excluding stocks with third parties has been conducted at reasonable intervals by the Management during the year and, in our opinion, the coverage and procedure of such verification by Management is appropriate. In respect of inventory lying with third parties, these have substantially been confirmed by them. The discrepancies noticed on physical verification of inventory as compared to book records were not 10% or more in aggregate for each class of inventory and have been appropriately dealt with in the books of account.



Price Waterhouse Chartered Accountants LLP

Annexure B to Independent Auditors' Report

Referred to in paragraph 10 of the Independent Auditors' Report of even date to the members of Sterlite Tech Cables Solutions Limited on the financial statements as of and for the year ended March 31, 2024
Page 2 of 6

- (b) During the year, the Company has been sanctioned working capital limits in excess of Rs. 5 crores, in aggregate, from banks on the basis of security of current assets. The Company has filed quarterly returns or statements with such banks, which are in agreement with the unaudited books of account (Also, refer Note 14 to the financial statements).
- iii. (a) The Company has made investment in one mutual fund scheme. The Company has not granted secured/ unsecured loans/advances in nature of loans, or stood guarantee, or provided security to any parties.
- (b) In respect of the aforesaid mutual fund investment the terms and conditions under which such investment is made are not prejudicial to the Company's interest.
- (c) In respect of the loans granted to employees during the previous year, the schedule of repayment of principal and payment of interest has been stipulated, and the employees have repaid the principal amounts during the year, as stipulated, in the regular manner.
- (d) In respect of the aforesaid loans granted to employees, there is no amount which is overdue for more than ninety days.
- (e) There were no loans/advances in nature of loan granted to employees which have fallen due during the year and were renewed/extended. Further, no fresh loans were granted during the year, to same parties to settle the existing overdue loans/advances in nature of loan.
- (f) There were no loans/ advances in nature of loans which were granted during the year, including to promoters/ related parties.
- iv. The Company has not granted any loans or made any investments or provided any guarantees or security to the parties covered under Sections 185 and 186. Therefore, the reporting under clause 3(iv) of the Order is not applicable to the Company.
- v. The Company has not accepted any deposits or amounts which are deemed to be deposits referred in Sections 73, 74, 75 and 76 of the Act and the Rules framed there under.
- vi. The Central Government of India has not specified the maintenance of cost records under sub-section (1) of Section 148 of the Act for any of the products and services of the Company. Accordingly, reporting under clause 3(vi) of the Order is not applicable to the Company.



Price Waterhouse Chartered Accountants LLP

Annexure B to Independent Auditors' Report

Referred to in paragraph 10 of the Independent Auditors' Report of even date to the members of Sterlite Tech Cables Solutions Limited on the financial statements as of and for the year ended March 31, 2024

Page 3 of 6

- vii. (a) In our opinion, except for dues in respect of provident fund, the Company is regular in depositing undisputed statutory dues, including employees' state insurance, income tax, duty of customs, goods and services tax and other material statutory dues, as applicable, with the appropriate authorities. The extent of the arrears of statutory dues outstanding as at March 31, 2024, for a period of more than six months from the date they became payable are as follows:

Name of the statute	Nature of dues	Amount (Rs. In lakhs)	Period to which the amount relates	Due date	Date of Payment	Remarks, if any
The Employee's Provident funds and Miscellaneous Provisions Act, 1952	Provident Fund	1.70	April 2022 to August 2023	15 th of the following month	As informed to us by the management, the same has not been paid till the date of this report	-

(Also, refer Note 47 to the financial statements).

- (b) There are no statutory dues referred to in sub-clause (a) which have not been deposited on account of any dispute.
- viii. There are no transactions previously unrecorded in the books of account that have been surrendered or disclosed as income during the year in the tax assessments under the Income Tax Act, 1961.
- ix. (a) The Company has not defaulted in repayment of loans or other borrowings or in the payment of interest to any lender during the year.
- (b) On the basis of our audit procedures, we report that the Company has not been declared Wilful Defaulter by any bank or financial institution or government or any government authority (Also refer Note 14 to the financial statements).
- (c) The Company has not obtained any term loans during the year ended March 31, 2024 and there was no unutilized balance of term loan obtained in earlier years as on April 1, 2023. Accordingly, reporting under clause 3(ix)(c) of the Order is not applicable to the Company.
- (d) According to the information and explanations given to us, and the procedures performed by us, and on an overall examination of the financial statements of the Company, we report that no funds raised on short-term basis have been utilised for long-term purposes by the Company.



Price Waterhouse Chartered Accountants LLP

Annexure B to Independent Auditors' Report

Referred to in paragraph 10 of the Independent Auditors' Report of even date to the members of Sterlite Tech Cables Solutions Limited on the financial statements as of and for the year ended March 31, 2024

Page 4 of 6

- (e) According to the information and explanations given to us and procedures performed by us, we report that the Company did not have any subsidiaries, joint ventures or associate companies during the year. Accordingly, reporting under clause 3(ix)(e) of the Order is not applicable to the Company.
- (f) According to the information and explanations given to us and procedures performed by us, we report that the Company did not have any subsidiaries, joint ventures or associate companies during the year. Accordingly, reporting under clause 3(ix)(f) of the Order is not applicable to the Company.
- x. (a) The Company has not raised any money by way of initial public offer or further public offer (including debt instruments) during the year. Accordingly, the reporting under clause 3(x)(a) of the Order is not applicable to the Company.
- (b) The Company has not made any preferential allotment or private placement of shares or fully or partially or optionally convertible debentures during the year. Accordingly, the reporting under clause 3(x)(b) of the Order is not applicable to the Company.
- xi. (a) During the course of our examination of the books and records of the Company, carried out in accordance with the generally accepted auditing practices in India, we have neither come across any instance of material fraud by the Company or on the Company, noticed or reported during the year, nor have we been informed of any such case by the Management.
- (b) During the course of our examination of the books and records of the Company, carried out in accordance with the generally accepted auditing practices in India, a report under Section 143(12) of the Act, in Form ADT-4, as prescribed under rule 13 of Companies (Audit and Auditors) Rules, 2014 was not required to be filed with the Central Government. Accordingly, the reporting under clause 3(xi)(b) of the Order is not applicable to the Company.
- (c) During the course of our examination of the books and records of the Company carried out in accordance with the generally accepted auditing practices in India, and as represented to us by the management, no whistle-blower complaints have been received during the year by the Company. Accordingly, the reporting under clause 3(xi)(c) of the Order is not applicable to the Company.
- xii. As the Company is not a Nidhi Company and the Nidhi Rules, 2014 are not applicable to it, the reporting under clause 3(xii) of the Order is not applicable to the Company.
- xiii. The Company has entered into transactions with related parties in compliance with the provisions of Section 188 of the Act. The details of related party transactions have been disclosed in the financial statements as required under Indian Accounting Standard 24 "Related Party Disclosures" specified under Section 133 of the Act. Further, the Company is not required to constitute an Audit Committee under Section 177 of the Act and, accordingly, to this extent, the reporting under clause 3(xiii) of the Order is not applicable to the Company.



Price Waterhouse Chartered Accountants LLP

Annexure B to Independent Auditors' Report

Referred to in paragraph 10 of the Independent Auditors' Report of even date to the members of Sterlite Tech Cables Solutions Limited on the financial statements as of and for the year ended March 31, 2024

Page 5 of 6

- xiv. (a) The internal audit of the Company is covered under the group internal audit pursuant to which an internal audit is carried out every year. In our opinion, the Company's internal audit system is commensurate with the size and nature of its business.
- (b) The reports of the Internal Auditor for the period under audit have been considered by us.
- xv. In our opinion, the Company has not entered into any non-cash transactions with its directors or persons connected with him. Accordingly, the reporting on compliance with the provisions of Section 192 of the Act under clause 3(xv) of the Order is not applicable to the Company.
- xvi. (a) The Company is not required to be registered under Section 45-IA of the Reserve Bank of India Act, 1934. Accordingly, the reporting under clause 3(xvi)(a) of the Order is not applicable to the Company.
- (b) The Company has not conducted non-banking financial / housing finance activities during the year. Accordingly, the reporting under clause 3(xvi)(b) of the Order is not applicable to the Company.
- (c) The Company is not a Core Investment Company (CIC) as defined in the regulations made by the Reserve Bank of India. Accordingly, the reporting under clause 3(xvi)(c) of the Order is not applicable to the Company.
- (d) Based on the information and explanations provided by the management of the Company, the Group (as defined in the Core Investment Companies (Reserve Bank) Directions, 2016) does not have any CICs, which are part of the Group. We have not, however, separately evaluated whether the information provided by the management is accurate and complete. Accordingly, the reporting under clause 3(xvi)(d) of the Order is not applicable to the Company.
- xvii. The Company has not incurred any cash losses in the financial year or in the immediately preceding financial year.
- xviii. There has been no resignation of the statutory auditors during the year and accordingly the reporting under clause 3(xviii) of the Order is not applicable.
- xix. On the basis of the financial ratios, ageing and expected dates of realisation of financial assets and payment of financial liabilities, other information accompanying the financial statements, our knowledge of the Board of Directors and management plans and based on our examination of the evidence supporting the assumptions, nothing has come to our attention, which causes us to believe that any material uncertainty exists as on the date of the audit report that the Company is not capable of meeting its liabilities existing at the date of balance sheet as and when they fall due within a period of one year from the balance sheet date. We, however, state that this is not an assurance as to the future viability of the Company. We further state that our reporting is based on the facts up to the date of the audit report and we neither give any guarantee nor any assurance that all liabilities falling due within a period of one year from the balance sheet date will get discharged by the Company as and when they fall due (Also refer Note 38 of the financial statements).



Price Waterhouse Chartered Accountants LLP

Annexure B to Independent Auditors' Report

Referred to in paragraph 10 of the Independent Auditors' Report of even date to the members of Sterlite Tech Cables Solutions Limited on the financial statements as of and for the year ended March 31, 2024

Page 6 of 6

- xx. As at balance sheet date, the Company does not have any amount remaining unspent under Section 135(5) of the Act. Accordingly, reporting under clause 3(xx) of the Order is not applicable.
- xxi. The reporting under clause 3(xxi) of the Order is not applicable in respect of audit of Standalone Financial Statements. Accordingly, no comment in respect of the said clause has been included in this report.

For Price Waterhouse Chartered Accountants LLP
Firm Registration Number: 012754N/N500016



Disha Maheshwari
Partner
Membership Number : 110159

UDIN : 24110159BKGXLO7223
Place : Pune
Date : May 08, 2024


STERLITE TECH CABLES SOLUTIONS LIMITED
BALANCE SHEET AS AT MARCH 31, 2024
 (All amounts are in Rs. lakhs, unless otherwise stated)

	Notes	March 31, 2024	March 31, 2023
ASSETS			
Non-current assets			
Property, plant and equipment	4	12,521.35	13,266.72
Capital work-in progress	4	66.81	280.80
Financial assets			
(i) Other financial assets	11	123.38	85.67
Other non-current assets	5	456.00	317.36
Total non-current assets		13,167.63	13,950.75
Current assets			
Inventories	6	2,532.32	1,485.48
Financial assets			
(i) Investments	7	25.06	-
(ii) Trade receivables	8	57,855.64	41,035.54
(iii) Cash and cash equivalents	9	2,675.85	70.15
(iv) Loans	10	-	1.08
(v) Other financial assets	11	427.27	125.54
Other current assets	5	10,101.14	1,667.32
Total current assets		73,617.28	47,385.31
Total assets		86,784.91	61,336.06
EQUITY AND LIABILITIES			
Equity			
Equity share capital	12	1,505.00	5.00
Other equity	13	28,271.87	25,599.17
Total equity		29,776.87	25,604.17
Non current liabilities			
Financial liabilities			
(i) Borrowings	14	5,800.00	7,800.00
Employee benefit obligations	15	80.20	65.71
Deferred tax liabilities (net)	16	481.08	529.24
Total non-current liabilities		6,361.28	8,394.95
Current liabilities			
Financial liabilities			
(i) Borrowings	14	25,532.84	13,362.13
(ii) Other financial liabilities	17	173.38	197.38
(iii) Trade payables	18	-	-
(a) total outstanding dues of micro and small enterprises		1,120.65	1,373.22
(b) total outstanding dues other than (iii) (a) above		22,591.46	10,932.22
(c) Acceptances		890.61	438.34
Contract liabilities	19	62.67	602.84
Employee benefit obligations	15	36.90	19.85
Other current liabilities	20	237.75	410.96
Total current liabilities		50,646.76	27,336.94
Total liabilities		57,008.04	35,731.89
Total equity and liabilities		86,784.91	61,336.06
Summary of material accounting policies	2		

The accompanying notes are an integral part of the financial statements


As per our report of even date

For Price Waterhouse Chartered Accountants LLP
 Firm Registration No: 012754N/N500016


 Disha Malleshwari
 Partner
 Membership Number: 110159

Place: Pune
 Date: May 08, 2024

For and on behalf of the board of directors of
 Sterlite Tech Cables Solutions Limited


 Ankit Agrawal
 Director
 DIN: 03344202

Place: Mumbai
 Date: May 08, 2024


 Anjali Byce
 Director
 DIN: 07115529


Place: Mumbai
 Date: May 08, 2024


 Venkatesh Murthy
 Director and
 chief executive officer

DIN: 08567907
 Place: Mumbai
 Date: May 08, 2024


 Ajay Chanhari
 Chief financial officer

Place: Mumbai
 Date: May 08, 2024


 Mrunal Asawadekar
 Company secretary
 Membership Number: A24346

Place: Mumbai
 Date: May 08, 2024

STERLITE TECH CABLES SOLUTIONS LIMITED
STATEMENT OF PROFIT AND LOSS FOR THE YEAR ENDED MARCH 31, 2024
 (All amounts are in Rs. lakhs, unless otherwise stated)

	Notes	Year ended March 31, 2024	Year ended March 31, 2023
INCOME			
Revenue from operations	21	69,648.38	115,495.05
Other income	22	12.40	0.38
Total income (I)		69,660.78	115,495.43
EXPENSES			
Cost of raw material consumed	21(a)	44,238.07	59,046.06
Changes in inventories of work-in-progress and finished goods	21(b)	(1,051.55)	666.79
Employee benefit expense	24	612.75	537.21
Other expenses	25	(7,062.71)	23,235.61
Total expenses (II)		61,462.00	83,485.67
Earnings before exceptional item, interest, tax, depreciation and amortization (EBITDA) (I) - (II)		8,198.78	32,009.76
Depreciation and amortization expense	26	1,057.77	977.38
Finance costs	27	1,837.56	2,010.95
Profit before tax		5,303.45	29,021.43
Income tax expense:			
Current tax	28	1,195.18	4,893.24
Deferred tax	28	(49.32)	127.16
Total tax expense		1,145.66	5,020.40
Profit for the year		4,157.79	24,001.03
Other comprehensive income			
Net movement on cash flow hedges		8.73	(40.16)
Income tax effect on the above		(1.36)	6.89
Other comprehensive income/ (loss) for the year, net of tax		7.37	(33.27)
Total comprehensive income for the year, net of tax		4,165.16	23,967.76
Earnings per equity share			
Basic and diluted			
Computed on the basis of profit for the year	29	27.63	159.48
Summary of material accounting policies	2		

The accompanying notes are an integral part of the financial statements

As per our report of even date

For Price Waterhouse Chartered Accountants LLP
 Firm Registration No: 012754N/N500016



Disha Maheshwari
 Partner
 Membership Number: 110159

Place: Pune
 Date: May 08, 2024

For and on behalf of the board of directors of
 Sterlite Tech Cables Solutions Limited



Ankit Agrawal
 Director
 DIN: 03344202

Place: Mumbai
 Date: May 08, 2024



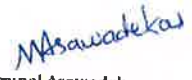
Anjali Byce
 Director
 DIN: 07115529

Place: Mumbai
 Date: May 08, 2024




Ajay Anandhara
 Chief financial officer

Place: Mumbai
 Date: May 08, 2024



Mrunal Aswadkar
 Company secretary
 Membership Number: A24346

Place: Mumbai
 Date: May 08, 2024



Venkatesh Murthy
 Director and
 chief executive officer

DIN: 08567907
 Place: Mumbai
 Date: May 08, 2024

STERLITE TECH CABLES SOLUTIONS LIMITED
STATEMENT OF CASH FLOWS FOR THE YEAR ENDED MARCH 31, 2024
(All amounts are in Rs. lakhs, unless otherwise stated)

	Year ended March 31, 2024	Year ended March 31, 2023
A. Cash flow from operating activities		
Profit before tax	5,303.45	29,021.43
Adjustments to reconcile profit before tax to net cash flows:		
Depreciation of property, plant & equipment	1,057.77	977.38
Fair value adjustments to derivatives not designated as hedges	(4.05)	-
Net exchange differences	(842.65)	(323.85)
Non-cash employee share-based payments	7.54	-
Provision for slow moving inventory	1.21	-
Gain on disposal of property, plant and equipment (CWIP)	(9.29)	-
Finance costs	1,837.56	2,010.95
Operating profit/(loss) before working capital changes	7,351.54	31,685.91
Changes in operating assets and liabilities:		
Increase/(Decrease) in trade payables	11,866.78	(1,931.12)
Increase/(Decrease) in other current liability	(173.21)	354.19
Increase/(Decrease) in other financial liability	13.71	10.62
Increase/(Decrease) in employee benefit obligation	31.54	(8.60)
Increase/(Decrease) in contract liabilities	(540.16)	602.84
(Increase)/Decrease in inventories	(1,048.05)	1,709.12
(Increase)/Decrease in loans	1.08	(0.10)
(Increase)/Decrease in trade receivables	(15,985.31)	(17,250.25)
(Increase)/Decrease in other financial assets	(315.30)	107.07
(Increase)/Decrease in other current assets	(5,433.62)	(2,329.07)
Cash generated from/(used in) operations	(4,231.00)	12,950.61
Income taxes paid (net of refunds)	(1,426.80)	(5,057.21)
Net cash generated from/(used in) operating activities (A)	(5,657.80)	7,893.40
B. Cash flow from investing activities		
Payments for property, plant & equipment	(312.80)	(1,075.27)
Proceeds from sale of property, plant and equipment	268.21	28.76
Payments for purchase of investments	(25.06)	-
Net cash generated from/(used in) investing activities (B)	(60.65)	(1,046.51)
C. Cash flow from financing activities		
Proceeds from short-term borrowings	51,415.04	109,983.28
Repayment of short-term borrowings	(39,829.57)	(121,957.26)
Proceeds/(repayment) from/of cash credit facility (net)	22.30	7,940.46
Repayment of long term borrowings	(1,500.00)	(500.00)
Finance costs	(1,774.62)	(2,298.64)
Net cash inflow/(outflow) from financing activities (C)	8,333.15	(6,832.16)
Net increase/(decrease) in cash and cash equivalents (A+B+C)	2,605.70	14.73



AJ



STERLITE TECH CABLES SOLUTIONS LIMITED
STATEMENT OF CASH FLOWS FOR THE YEAR ENDED MARCH 31, 2024
 (All amounts are in Rs. lakhs, unless otherwise stated)

Cash and cash equivalents as at the beginning of the year (Refer note 9)

Cash and cash equivalents as at the year end (Refer note 9)

Components of cash and cash equivalents:

Balance with banks

Total cash and cash equivalents

Particulars

Acquisition of right of use assets

Total

	Year ended March 31, 2024	Year ended March 31, 2023
Cash and cash equivalents as at the beginning of the year (Refer note 9)	70.15	35.42
Cash and cash equivalents as at the year end (Refer note 9)	2,673.85	70.15
Components of cash and cash equivalents:		
Balance with banks	2,673.85	70.15
Total cash and cash equivalents	2,673.85	70.15
Particulars		
Acquisition of right of use assets	77.12	76.20
Total	173.92	76.20

The accompanying notes are an integral part of the financial statements

As per our report of even date

For Price Waterhouse Chartered Accountants LLP
 Firm Registration No: 012754N/N500016



Disha Maheshwari
 Partner
 Membership Number: 110139

Place: Pune
 Date: May 08, 2024

For and on behalf of the board of directors of
 Sterlite Tech Cables Solutions Limited



Ankit Agrawal
 Director
 DIN: 03344202

Place: Mumbai
 Date: May 08, 2024



Anjali Byee
 Director
 DIN: 07113329

Place: Mumbai
 Date: May 08, 2024



Ajay Dhanbhar
 Chief financial officer

Place: Mumbai
 Date: May 08, 2024



Mural Asawadekar
 Company secretary
 Membership Number: 124146

Place: Mumbai
 Date: May 08, 2024



Venkatesh Murthy
 Director and chief executive officer
 DIN: 08567907

Place: Mumbai
 Date: May 08, 2024

STERILITE TECH CABLES SOLUTIONS LIMITED
STATEMENT OF CHANGES IN EQUITY FOR THE YEAR ENDED MARCH 31, 2024

A. Equity share capital
 Equity shares of Rs. 10 each (issued, subscribed and fully paid)

Note	Number of shares	Rs. in lakhs
12	50,000	5.00
12	50,000	5.00
	15,000,000	1,500.00
	15,050,000	1,505.00

B. Other equity

Particulars	Reserves and surplus			Other reserves		Total
	Equity contribution by parent (Share based payment)	Retained earnings	Cash flow hedge reserve	Cash flow hedge reserve		
At April 01, 2022						
Profit for the year		1,605.32		26.09	1,631.41	
Other comprehensive loss for the year		24,000.03			24,000.03	
At March 31, 2023				(331.27)	(331.27)	
Issue of bonus shares (refer note 12)		25,006.35		(7.18)	25,009.17	
Employee stock option expense*		(1,500.00)			(1,500.00)	
Profit for the year	7.54				7.54	
Other comprehensive income for the year		4,157.79			4,157.79	
At March 31, 2024	7.54	28,264.14		7.37	28,271.87	

* Expense incurred with respect to the Employee Stock Option Plan of Sterilite Technologies Limited (Holding Company) given to the employees of Sterilite Tech Cables Solutions Limited (Refer Note 43)

Summary of material accounting policies

The accompanying notes are an integral part of the financial statements

As per our report of even date

For Price Waterhouse Chartered Accountants LLP
 Firm Registration No: 012754N/N500016


Disha Maikeshwari
 Partner
 Membership Number: 110159

Place: Pune
 Date: May 08, 2024

For and on behalf of the board of directors of
 Sterilite Tech Cables Solutions Limited


Ankit Agrawal
 Director
 DIN: 03344202

Place: Mumbai
 Date: May 08, 2024


Anjali Beye
 Director
 DIN: 07105559


Place: Mumbai
 Date: May 08, 2024


Venkatesh Murthy
 Director and chief executive officer

DIN: 08567907
 Place: Mumbai
 Date: May 08, 2024


Ajay Jhaunjhal
 Chief financial officer

Place: Mumbai
 Date: May 08, 2024


Mrunal Asawadekar
 Company secretary
 Membership Number: A24346

Place: Mumbai
 Date: May 08, 2024

1. Corporate information

Sterlite Tech Cables Solutions Limited (the Company) is a public company domiciled in India and incorporated under the provisions of the Companies Act, 2013. The registered office of the Company is located at E-2, MIDC Industrial Area, Waluj, Aurangabad, Maharashtra, India. The Company is primarily engaged in the business of Manufacturing of Optical Fibre Cables.

The Company is wholly owned subsidiary of Sterlite Technologies Limited.

2. Basis of preparation and summary of material and other accounting policies

This note provides a list of the material and other accounting policies adopted in the preparation of the financial statements. These policies have been consistently applied to all the years presented unless otherwise stated.

2.1 Basis of preparation

The financial statements comply in all material aspects with Indian Accounting Standards (Ind AS) notified under Section 133 of the Companies Act, 2013 (the Act) [Companies (Indian Accounting Standards) Rules, 2015] and other relevant provisions of the Act.

The financial statements have been prepared on a historical cost basis, except for the following:

- Derivative financial instruments measured at fair value.
- Investments measured at fair value.
- Share based payments.

The financial statements are presented in Indian Rupees in lakhs, except when otherwise indicated.

New and amended standards adopted by the Company

The Ministry of Corporate Affairs vide notification dated March 31, 2023, notified the Companies (Indian Accounting Standards) Amendment Rules, 2023, which amended certain accounting standards (see below), and are effective April 01, 2023:

- Disclosure of accounting policies - amendments to Ind AS 1
- Definition of accounting estimates - amendments to Ind AS 8
- Deferred tax related to assets and liabilities arising from a single transaction - amendments to Ind AS 12

The other amendments to Ind AS notified by these rules are primarily in the nature of clarifications. These amendments did not have any material impact on the amounts recognised in prior periods and are not expected to significantly affect the current or future periods. Specifically, no changes would be necessary as a consequence of amendments made to Ind AS 12 as the Company's accounting policy already complies with the now mandatory treatment.

Current versus non-current classification

The Company presents assets and liabilities in the balance sheet based on current/non-current classification. An asset is current when it is:

- Expected to be realised or intended to be sold or consumed in the normal operating cycle;
- Held primarily for the purpose of trading;
- Expected to be realised within twelve months after the reporting period; or
- Cash or cash equivalent unless restricted from being exchanged or used to settle a liability for at least twelve months after the reporting period.

All other assets are classified as non-current.



A liability is current when:

- It is expected to be settled in the normal operating cycle;
- It is held primarily for the purpose of trading;
- It is due to be settled within twelve months after the reporting period; or
- There is no unconditional right to defer the settlement of the liability for at least twelve months after the reporting period.

The Company classifies all other liabilities as non-current.

Deferred tax assets and liabilities are classified as non-current assets and liabilities.

Operating cycle of the Company is the time between the acquisition of assets for processing and their realisation in cash or cash equivalents. Based on the nature of products and the time between the acquisitions of assets for processing and their realisation in cash and cash equivalents, the Company has ascertained operating cycle of 12 months for the purpose of current and non-current classification of assets and liabilities.

2.2 Summary of material accounting policies

a) Revenue from contracts with customers

The Company has following streams of revenue:

- (i) Revenue from sale of goods
- (ii) Revenue from sale of services
- (iii) Other operating revenue

The Company accounts for a contract when it has approval and commitment from parties involved, the rights of the parties are identified, payment terms are identified, the contract has commercial substance and collectability of consideration is probable.

The Company identifies distinct performance obligations in each contract. If a contract is separated into more than one performance obligation, the Company allocates the total transaction price to each performance obligation on the basis of the relative standalone selling price of each distinct product in the contract.

However, the Company may promise to provide distinct goods or services within a contract, for example when a contract covers multiple promises (e.g., provide goods along with transportation service), in which case the Company separates the contract into more than one performance obligation. If a contract is separated into more than one performance obligation, the Company allocates the total transaction price to each performance obligation on the basis of the relative selling price of each distinct product or service promised in the contract. Where selling price is not observable, the Company uses the expected cost-plus margin approach to allocate the transaction price to each distinct performance obligation. In case of cost to obtain a contract, the same is determined as per the terms of contract with the customer and is amortised on a systematic basis that is consistent with the transfer to the customer of the goods and services.

The Company assesses for the timing of revenue recognition in case of each distinct performance obligation. The Company first assesses whether the revenue can be recognized over time as it performs if any of the following criteria is met:

- (a) The customer simultaneously consumes the benefits as the Company performs, or
- (b) The customer controls the work-in-progress, or
- (c) The Company's performance does not create an asset with alternative use to the Company and the Company has right to payment for performance completed till date.



AT



If none of the criteria above are met, the Company recognizes revenue at a point-in-time. The point-in-time is determined when the control of the goods or services is transferred which is generally determined based on when the significant risks and rewards of ownership are transferred to the customer. Apart from this, the Company also considers its present right to payment, the legal title to the goods, the physical possession and the customer acceptance in determining the point in time where control has been transferred.

For fixed price contracts, the customer pays the fixed amount based on the payment schedule. If the services rendered by the Company exceed the payment, a contract asset is recognized. If the payment exceeds the services rendered, a contract liability is recognised.

All the qualitative and quantitative information related to significant changes in contract asset and contract liability balances such as impairment of contract asset, changes in the timeframe for a performance obligation to be satisfied are disclosed by the Company at the end of every year.

Financing components: The Company does not expect to have any material contracts where the period between the transfer of the promised goods or services to the customer and payment by the customer exceeds one year. As a consequence, apart from these few contracts, the Company does not adjust any of the transaction prices for the time value of money.

Revenue recognised at a point-in-time

For contracts where performance obligation(s) are not satisfied over time, revenue is recognized at a point in time when control is transferred to the customer - based on right to payment, alternative use of goods, delivery terms, payment terms, customer acceptance and other indicators of control as mentioned above.

See note (a) and (b) under 2.3 for the other relevant accounting policies.


b) Property, plant and equipment

Capital work in progress is carried at historical costs. All other items of property, plant and equipment are stated at historical cost, net of accumulated depreciation and accumulated impairment losses, if any. Such historical cost includes the cost of replacing part of the property, plant and equipment and borrowing costs if the recognition criteria are met.

Depreciation is calculated using the straight-line method to allocate their cost, net of their residual values, over their estimated useful lives. The Company, based on technical assessments made by technical experts and management estimates, depreciates the certain items of tangible assets over estimated useful lives which are different from the useful life prescribed in Schedule II to the Companies Act, 2013. The management believes that these estimated useful lives are realistic and reflect fair approximation of the period over which the assets are likely to be used. Table below provide the details of the useful lives which are different from useful lives prescribed under Schedule II of the Companies Act, 2013:

Asset Category	Useful Life considered #*	Useful life (Schedule II)
Building	Up to 46 Years	30-60 years
Plant & Machinery	Up to 20 Years	Continuous process plant -25 Years Others - 15 Years
Furniture and fixtures	Up to 10 Years	10 Years
Data processing equipment	Up to 10 Years	Servers and networks -6 years, and Desktops and laptop etc - 3 Years
Office equipment	Up to 5 Years	5 Years
Electric fittings	Up to 10 Years	10 Years

* Considered based on management's estimation, supported by technical advice, of the useful lives of the respective assets.



AJ



Residual value considered up to 15% on the basis of management's estimation, supported by technical advice.

The leasehold improvements and property, plant and equipment acquired under leases is depreciated over the asset's useful life or over the shorter of the asset's useful life and the lease term, unless the entity expects to use the assets beyond the lease term.

An item of property, plant and equipment and any significant part initially recognised is derecognised upon disposal or when no future economic benefits are expected from its use or disposal. Any gain or loss arising on derecognition of the asset (calculated as the difference between the net disposal proceeds and the carrying amount of the asset) is included in the statement of profit or loss when the asset is derecognised.

An asset's carrying amount is written down immediately to its recoverable amount if the asset's carrying amount is greater than its estimated recoverable amount.

See note (d) under 2.3 for the other relevant accounting policies.

c) Leases

As a Lessee:

Leases are recognised as a right-of-use asset and a corresponding liability at the date at which the leased asset is available for use by the company.

Payments associated with short-term leases and leases of low-value assets are recognised on a straight-line basis as an expense in profit or loss. Short-term leases are leases with a lease term of 12 months or less.

Variable lease payments:

At the commencement date, the lease payments included in the measurement of the lease liability also comprise the variable lease payments for the right to use the underlying asset during the lease term that depend on an index or a rate. These are initially measured using the index or rate as at the commencement date.

When there are no fixed or in-substance fixed lease payments (or variable lease payments that depend on an index or a rate) in the entity's lease contracts, no lease liability or right-of-use asset in respect of the lease will be recognised at the commencement of lease. The payments made to the lessor will be recognised directly in the statement of profit or loss as and when these are paid.

See note (e) under 2.3 for the other relevant accounting policies.

d) Inventories

Inventories are valued at the lower of cost and net realisable value. Costs are assigned to individual items of inventory on the basis of weighted average basis. Management estimates and writes down value of slow-moving inventory, considering the future usage and marketability of the product.

See note (f) under 2.3 for the other relevant accounting policies.



AJ



e) Share-based payments

Share-based payment arrangements involving equity instruments of the parent

When the parent entity grants rights to its equity instruments directly to the employees of its subsidiary and the parent (not the subsidiary) has the obligation to provide the employees of the subsidiary with the equity instruments the fair value of options granted under the Employee Option Plan is recognised as an employee benefits expense with a corresponding increase in equity contribution by parent.

The total amount to be expensed is determined by reference to the fair value of the options granted:

- Including any market performance conditions (e.g., the entity's share price)
- Excluding the impact of any service and non-market performance vesting conditions (e.g., profitability, sales growth targets and remaining an employee of the entity over a specified time period), and
- Including the impact of any non-vesting conditions (e.g., the requirement for employees to save or holdings shares for a specific period of time).

The total expense is recognised over the vesting period, which is the period over which all of the specified vesting conditions are to be satisfied. At the end of each period, the entity revises its estimates of the number of options that are expected to vest based on the non-market vesting and service conditions. It recognises the impact of the revision to original estimates, if any, in profit or loss, with a corresponding adjustment to equity.

f) Investments and Other Financial assets

i) Classification & Recognition:

The Company classifies its financial assets in the following measurement categories:


- Those to be measured subsequently at fair value (either through other comprehensive income, or through profit or loss)
- Those measured at amortised cost.

The classification depends on the entity's business model for managing the financial assets and the contractual terms of the cash flows. For assets measured at fair value, gains and losses will either be recorded in profit or loss or other comprehensive income. For investments in debt instruments, this will depend on the business model in which the investment is held. For investments in equity instruments, this will depend on whether the Company has made an irrevocable election at the time of initial recognition to account for the equity investment at fair value through other comprehensive income.

The Company reclassifies debt investments when and only when its business model for managing those assets changes.

ii) Measurement:

At initial recognition, the Company measures a financial asset (excluding trade receivables which do not contain a significant financing component) at its fair value plus, in the case of a financial asset not at fair value through profit or loss, transaction costs that are directly attributable to the acquisition of the financial asset. Transaction costs of financial assets carried at fair value through profit or loss are expensed in profit or loss.



Equity instruments

The Company subsequently measures all equity investments at fair value. Where the company's management has elected to present fair value gains and losses on equity investments in other comprehensive income, there is no subsequent reclassification of fair value gains and losses to profit or loss. Dividends from such investments are recognised in profit or loss as other income when the company's right to receive payments is established.

Changes in the fair value of financial assets at fair value through profit or loss are recognised in other income/ (expenses) in the statement of profit and loss. Impairment losses (and reversal of impairment losses) on equity investments measured at FVOCI are not reported separately from other changes in fair value.

Equity investment in subsidiaries, associates and joint venture are carried at historical cost as per the accounting policy choice given by Ind AS 27.

iii) Impairment of financial assets

In accordance with Ind AS 109, the Company applies expected credit loss (ECL) model for measurement and recognition of impairment loss on the following financial assets and credit risk exposure:

- Financial assets that are debt instruments, and are measured at amortised cost e.g., loans, debt securities, deposits, trade receivables and bank balance.
- Lease receivables under Ind AS 116
- Trade receivables or any contractual right to receive cash or another financial asset that result from transactions that are within the scope of Ind AS 115.

The Company follows 'simplified approach' for recognition of impairment loss allowance on trade receivables or contract revenue receivables.

The application of simplified approach does not require the Company to track changes in credit risk. Rather, it recognises impairment loss allowance based on lifetime ECLs at each reporting date, right from its initial recognition.

For recognition of impairment loss on other financial assets and risk exposure, the Company determines that whether there has been a significant increase in the credit risk since initial recognition. If credit risk has not increased significantly, 12-month ECL is used to provide for impairment loss. However, if credit risk has increased significantly, lifetime ECL is used. If, in a subsequent period, credit quality of the instrument improves such that there is no longer a significant increase in credit risk since initial recognition, then the entity reverts to recognising impairment loss allowance based on 12-month ECL.

Lifetime ECL are the expected credit losses resulting from all possible default events over the expected life of a financial instrument. The 12-month ECL is a portion of the lifetime ECL which results from default events that are possible within 12 months after the reporting date.

ECL is the difference between all contractual cash flows that are due to the Company in accordance with the contract and all the cash flows that the entity expects to receive (i.e., all cash shortfalls), discounted at the original EIR. When estimating the cash flows, an entity is required to consider:

- All contractual terms of the financial instrument (including prepayment, extension, call and similar options) over the expected life of the financial instrument. However, in rare cases when the expected life of the financial instrument cannot be estimated reliably, then the entity is required to use the remaining contractual term of the financial instrument.
- Cash flows from the sale of collateral held or other credit enhancements that are integral to the contractual terms.



AJ



ECL impairment loss allowance (or reversal) recognized during the period is recognized as income/expense in the statement of profit and loss. This amount is reflected under the "net impairment losses on financial and contract assets" in the statement of profit and loss. The balance sheet presentation for various financial instruments is described below:

- Financial assets measured as at amortised cost, contractual revenue receivables: ECL is presented as an allowance, i.e., as an integral part of the measurement of those assets in the balance sheet. The allowance reduces the net carrying amount. Until the asset meets write-off criteria, the Company does not reduce impairment allowance from the gross carrying amount.

For assessing increase in credit risk and impairment loss, the Company combines financial instruments based on shared credit risk characteristics with the objective of facilitating an analysis that is designed to enable significant increases in credit risk to be identified on a timely basis.

The Company does not have any purchased or originated credit impaired (POCI) financial assets, i.e., financial assets which are credit impaired on purchase/ origination.

See note (i) under 2.3 for the other relevant accounting policies.

g) Derivatives and hedging activities

Derivatives are only used for economic hedging purposes and not as speculative investments. However, where derivatives do not meet the hedge accounting criteria, they are classified as 'held for trading' for accounting purposes and are accounted for at FVPL. They are presented as current assets or liabilities to the extent they are expected to be settled within 12 months after the end of the reporting period.

Derivatives are initially recognised at fair value on the date a derivative contract is entered into and are subsequently re-measured to their fair value at the end of each reporting period. The accounting for subsequent changes in fair value depends on whether the derivative is designated as a hedging instrument, and if so, the nature of the item being hedged.

The Company designates their derivatives as hedges of foreign exchange risk associated with the cash flows of assets and liabilities and highly probable forecast transactions and variable interest rate risk associated with borrowings (cash flow hedges). The Company documents at the inception of the hedging transaction the economic relationship between hedging instruments and hedged items including whether the hedging instrument is expected to offset changes in cash flows of hedged items. The Company documents its risk management objective and strategy for undertaking various hedge transactions at the inception of each hedge relationship. The full fair value of a hedging derivative is classified as a non-current asset or liability when the remaining maturity of the hedged item is more than 12 months; it is classified as a current asset or liability when the remaining maturity of the hedged item is less than 12 months.

Cash flow hedges that qualify for hedge accounting

The effective portion of changes in the fair value of derivatives that are designated and qualify as cash flow hedges is recognised in cash flow hedging reserve within equity. The gain or loss relating to the ineffective portion is recognised immediately in profit or loss, within other gains/(losses).

When forward contracts are used to hedge forecast transactions, the Company designate the full change in fair value of the forward contract as the hedging instrument. The gains and losses relating to the effective portion of the change in fair value of the entire forward contract are recognised in the cash flow hedging reserve within equity.

Amounts accumulated in equity are reclassified to profit or loss in the periods when the hedged item affects profit or loss (for example, when the forecast sale that is hedged takes place).

When the hedged forecast transaction results in the recognition of a non-financial asset (for example inventory), the amounts accumulated in equity are transferred to profit or loss as follows:



-With respect to gain or loss relating to the effective portion of the forward contracts, the deferred hedging gains and losses are included within the initial cost of the asset. The deferred amounts are ultimately recognised in profit or loss as the hedged item affects profit or loss (for example, through cost of sales).

When a hedging instrument expires, or is sold or terminated, or when a hedge no longer meets the criteria for hedge accounting, any cumulative deferred gain or loss and deferred costs of hedging in equity at that time remains in equity until the forecast transaction occurs. When the forecast transaction is no longer expected to occur, the cumulative gain or loss and deferred costs of hedging that were reported in equity are immediately reclassified to profit or loss within other gains/(losses).

The gain or loss relating to the effective portion of the interest rate swaps hedging variable rate borrowings is recognised in profit or loss within 'finance cost' at the same time as the interest expense on the hedged borrowings.

If the hedge ratio for risk management purposes is no longer optimal but the risk management objective remains unchanged and the hedge continues to qualify for hedge accounting, the hedge relationship will be rebalanced by adjusting either the volume of the hedging instrument or the volume of the hedged item so that the hedge ratio aligns with the ratio used for risk management purposes. Any hedge ineffectiveness is calculated and accounted for in profit or loss at the time of the hedge relationship rebalancing.

See note (l) under 2.3 for the other relevant accounting policies.

2.3 Summary of other accounting policies

a) Other Income

1) Interest income

Interest income is accrued on a time basis, by reference to the principal outstanding and at the effective interest rate applicable. Interest income is included in finance income in the statement of profit and loss.

2) Dividends

Dividends are recognised in profit or loss only when the right to receive payment is established, it is probable that the economic benefits associated with the dividend will flow to the Company, and the amount of the dividend can be measured reliably.

b) Government Grant

Grants from the government are recognised at their fair value where there is a reasonable assurance that the grant will be received, and the Company will comply with all attached conditions.

Government grants relating to income is revenue in nature and are deferred and recognised in the profit or loss over the period necessary to match them with the costs that they are intended to compensate and presented within other operating revenue.

c) Income Taxes

Current income tax

The income tax expense or credit for the period is the tax payable on the current period's taxable income based on the applicable income tax rate adjusted by changes in deferred tax assets and liabilities attributable to temporary differences.



The current income tax charge is calculated on the basis of the tax laws enacted or substantively enacted at the end of the reporting period. Management periodically evaluates positions taken in tax returns with respect to situations in which applicable tax regulation is subject to interpretation. It establishes provisions where appropriate on the basis of amounts expected to be paid to the tax authorities.

Deferred tax

Deferred tax is provided in full, using the liability method, on temporary differences arising between the tax bases of assets and liabilities and their carrying amounts in the financial statements at the reporting date.

Deferred tax liabilities are recognised for all taxable temporary differences, except:

- When the deferred tax liability arises from the initial recognition of goodwill or an asset or liability in a transaction that is not a business combination and, at the time of the transaction, affects neither the accounting profit nor taxable profit or loss;
- In respect of taxable temporary differences between the carrying amount and tax bases of investments in subsidiaries, branches, associates and interests in joint ventures, when the timing of the reversal of the temporary differences can be controlled by the Company and it is probable that the temporary differences will not reverse in the foreseeable future.

Deferred tax assets are recognised for all deductible temporary differences and unused tax losses only if it is probable that future taxable amounts will be available to utilize those temporary differences and losses.

The carrying amount of deferred tax assets is reviewed at each reporting date and reduced to the extent that it is no longer probable that sufficient taxable profit will be available to allow all or part of the deferred tax asset to be utilized. Unrecognized deferred tax assets are re-assessed at each reporting date and are recognised to the extent that it has become probable that future taxable profits will allow the deferred tax asset to be recovered.

Deferred income tax is determined using tax rates (and tax laws) that have been enacted or substantively enacted at the reporting date and are expected to apply in the year when the asset is realised or the liability is settled.

Current and Deferred tax is recognised in profit or loss, except to the extent that it relates to items recognised in other comprehensive income or directly in equity. In this case, the tax is also recognised in other comprehensive income or directly in equity, respectively.

Deferred tax assets and deferred tax liabilities are offset if a legally enforceable right exists to set off current tax assets against current tax liabilities and the deferred taxes relate to income taxes levied by same taxation authorities on either same taxable entity or different taxable entities which intend either to settle the current tax assets and tax liabilities on a net basis or to realise the asset and settle the liability simultaneously.

d) Property, plant and equipment

Subsequent costs are included in the asset's carrying amount or recognised as a separate asset, as appropriate, only when it is probable that future economic benefits associated with the item will flow to the Company and the cost of the item can be measured reliably. The carrying amount of any component accounted for as a separate asset is derecognised when replaced. All other repairs and maintenance are charged to profit or loss during the reporting period in which they are incurred.



When significant parts of the property, plant and equipment are required to be replaced at intervals, the Company depreciates them separately based on their specific useful lives. Likewise, when a major inspection is performed, its cost is recognised in the carrying amount of the plant and equipment as a replacement if the recognition criteria are satisfied. All other repair and maintenance costs are recognised in statement of profit or loss as incurred. No decommissioning liabilities are expected or be incurred on the assets of plant and equipment.

Expenditure directly relating to construction activity is capitalised. Indirect expenditure incurred during construction period is capitalised as part of the construction costs to the extent the expenditure can be attributable to construction activity or is incidental there to. Income earned during the construction period is deducted from the total of the indirect expenditure.

An item of property, plant and equipment and any significant part initially recognised is derecognised upon disposal or when no future economic benefits are expected from its use or disposal. Any gain or loss arising on derecognition of the asset (calculated as the difference between the net disposal proceeds and the carrying amount of the asset) is included in the statement of profit or loss when the asset is derecognised.

Gains and losses on disposals are determined by comparing proceeds with carrying amount. These are included in profit or loss within other gains/(losses).

The assets residual values and useful lives are reviewed and adjusted if appropriate, at the end of each reporting period.

e) Leases

Each lease payment is allocated between the principal (liability) and finance cost. The finance cost is charged to profit or loss over the lease period so as to produce a constant periodic rate of interest on the remaining balance of the liability for each period. The right-of-use asset is depreciated over the shorter of the asset's useful life and the lease term on a straight-line basis. If the Company is reasonably certain to exercise a purchase option, the right-of-use asset is depreciated over the underlying asset's useful life.

Assets and liabilities arising from a lease are initially measured on a present value basis. Lease liabilities include the net present value of the fixed payments (including in-substance fixed payments), less any lease incentives receivable.

Extension and termination options are included in a number of property and equipment leases across the company. These terms are used to maximise operational flexibility in terms of managing contracts. The majority of extension and termination options held are exercisable only by the Company and not by the respective lessor.

Lease payments to be made under reasonably certain extension options are also included in the measurement of the liability. The lease payments are discounted using the interest rate implicit in the lease. If that rate cannot be readily determined, the lessee's incremental borrowing rate is used, being the rate that the lessee would have to pay to borrow the funds necessary to obtain an asset of similar value in a similar economic environment with similar terms, security and conditions.

Right-of-use assets are measured at cost comprising the following:

- the amount of the initial measurement of lease liability
- any lease payments made at or before the commencement date less any lease incentives received.
- any initial direct costs, and
- restoration costs.



f) Inventories

Cost of raw materials and traded goods comprises cost of purchases. Cost of work-in progress and finished goods comprises direct materials, direct labour and an appropriate proportion of variable and fixed overhead expenditure, the latter being allocated on the basis of normal operating capacity. Cost of inventories also include all other costs incurred in bringing the inventories to their present location and condition. Cost includes the reclassification from equity of any gains or losses on qualifying cash flow hedges relating to purchases of raw material but excludes borrowing costs. Costs of purchased inventory are determined after deducting rebates and discounts. Net realisable value is the estimated selling price in the ordinary course of business less the estimated costs of completion and the estimated costs necessary to make the sale.

g) Provisions and contingent liabilities

General

Provisions are recognised when the Company has a present obligation (legal or constructive) as a result of past events, it is probable that an outflow of resources embodying economic benefits will be required to settle the obligation and a reliable estimate can be made of the amount of the obligation. When the Company expects some or all of a provision to be reimbursed, the reimbursement is recognised as a separate asset, but only when the reimbursement is virtually certain. The expense relating to a provision is presented in the statement of profit or loss net of any reimbursement. Provisions are not recognised for future operating losses.

If the effect of the time value of money is material, provisions are discounted using a current pre-tax rate that reflects, when appropriate, the risks specific to the liability. When discounting is used, the increase in the provision due to the passage of time is recognised as interest expense.

Contingent Liabilities

Contingent liabilities are disclosed when there is a possible obligation arising from past events, the existence of which will be confirmed only by the occurrence or non-occurrence of one or more uncertain future events not wholly within the control of the Company or a present obligation that arises from past events where it is either not probable that an outflow of resources will be required to settle or a reliable estimate of the amount cannot be made.


h) Employee benefits

(i) Short-term obligations

Liabilities for wages and salaries, including non-monetary benefits that are expected to be settled wholly within 12 months after the end of the period in which the employees render the related service are recognised in respect of employees' services up to the end of the reporting period and are measured at the amounts expected to be paid when the liabilities are settled. The liabilities are presented as current employee benefit obligations in the balance sheet.

(ii) Other long-term employee benefit obligations

The liabilities for earned leave and sick leave are not expected to be settled wholly within 12 months after the end of the period in which the employees render the related service. They are therefore measured as the present value of expected future payments to be made in respect of services provided by employees up to the end of the reporting period using the projected unit credit method. The benefits are discounted using the market yields at the end of the reporting period that have terms approximating to the terms of the related obligation. Re-measurements as a result of experience adjustments and changes in actuarial assumptions are recognised in profit or loss.



The obligations are presented as current liabilities in the balance sheet if the entity does not have an unconditional right to defer settlement for at least twelve months after the reporting period, regardless of when the actual settlement is expected to occur.

(iii) Post-employment obligations

The Company operates the following post-employment schemes:

- (a) Defined benefit plans in the nature of gratuity, and
- (b) Defined contribution plans such as provident fund.

Gratuity obligations

The Gratuity liability recognised in the balance sheet in respect of defined benefit gratuity plan (unfunded) is the present value of the defined benefit obligation at the end of the reporting period. The defined benefit obligation is calculated annually by actuaries using the projected unit credit method.

The present value of the defined benefit obligation denominated in INR is determined by discounting the estimated future cash outflows by reference to market yields at the end of the reporting period on government bonds that have terms approximating to the terms of the related obligation.

The net interest cost is calculated by applying the discount rate to the net balance of the defined benefit obligation. This cost is included in employee benefit expense in the statement of profit and loss.

Re-measurement gains and losses arising from experience adjustments and changes in actuarial assumptions are recognised in the period in which they occur, directly in other comprehensive income. They are included in retained earnings in the statement of changes in equity and in the balance sheet.

Changes in the present value of the defined benefit obligation resulting from plan amendments or curtailments are recognised immediately in profit or loss as past service cost.

Defined contribution plans

The Company pays provident fund contributions to publicly administered provident funds as per local regulations. The Company has no further payment obligations once the contributions have been paid. The contributions are accounted for as defined contribution plans and the contributions are recognised as employee benefit expense when they are due. Prepaid contributions are recognised as an asset to the extent that a cash refund or a reduction in the future payments is available.

i) Investments and Other Financial assets

i) Classification & Recognition:

Regular way purchases and sales of financial assets are recognised on trade-date, the date on which the Company commit to purchase or sell the financial asset.

ii) Measurement:

Financial assets with embedded derivatives are considered in their entirety when determining whether their cash flows are solely payment of principal and interest.



AJ



Debt instruments

Subsequent measurement of debt instruments depends on the Company's business model for managing the asset and the cash flow characteristics of the asset. There are three measurement categories into which the Company classifies its debt instruments:

Amortised cost: Assets that are held for collection of contractual cash flows where those cash flows represent solely payments of principal and interest are measured at amortised cost. A gain or loss on a debt investment that is subsequently measured at amortised cost and is not part of a hedging relationship is recognised in profit or loss when the asset is derecognised or impaired. Interest income from these financial assets is included in finance income using the effective interest rate method. Impairment losses are presented as a separate line item in the financial statement.

Fair value through other comprehensive income (FVOCI): Assets that are held for collection of contractual cash flows and for selling the financial assets, where the assets' cash flows represent solely payments of principal and interest, are measured at fair value through other comprehensive income (FVOCI). Movements in the carrying amount are taken through OCI, except for the recognition of impairment gains or losses, interest revenue and foreign exchange gains and losses which are recognised in profit and loss. When the financial asset is derecognised, the cumulative gain or loss previously recognised in OCI is reclassified from equity to profit or loss and recognised in other gains/ (losses). Interest income from these financial assets is included in other income using the effective interest rate method. Foreign exchange gains and losses and impairment expenses are presented as separate lines item in the financial statements.


Fair value through profit or loss: Assets that do not meet the criteria for amortised cost or FVOCI are measured at fair value through profit or loss. A gain or loss on a debt investment that is subsequently measured at fair value through profit or loss and is not part of a hedging relationship is recognised in profit or loss and presented net in the statement of profit and loss within other gains/(losses) in the period in which it arises. Interest income from these financial assets is included in other income.

iii) Derecognition of financial assets

A financial asset is derecognised only when the Company has transferred the rights to receive cash flows from the financial asset or retains the contractual rights to receive the cash flows of the financial asset but assumes a contractual obligation to pay the cash flows to one or more recipients.

Where the entity has transferred an asset, the Company evaluates whether it has transferred substantially all risks and rewards of ownership of the financial asset. In such cases, the financial asset is derecognised. Where the entity has not transferred substantially all risks and rewards of ownership of the financial asset, the financial asset is not derecognised.

Where the entity has neither transferred a financial asset nor retains substantially all risks and rewards of ownership of the financial asset, the financial asset is derecognised if the Company has not retained control of the financial asset. Where the Company retains control of the financial asset, the asset is continued to be recognised to the extent of continuing involvement in the financial asset.



AJ



iv) Reclassification of financial assets

The Company determines classification of financial assets and liabilities on initial recognition. After initial recognition, no reclassification is made for financial assets which are equity instruments and financial liabilities. For financial assets which are debt instruments, a reclassification is made only if there is a change in the business model for managing those assets. Changes to the business model are expected to be infrequent. The Company's senior management determines change in the business model as a result of external or internal changes which are significant to the Company's operations. Such changes are evident to external parties. A change in the business model occurs when the Company either begins or ceases to perform an activity that is significant to its operations. If the Company reclassifies financial assets, it applies the reclassification prospectively from the reclassification date which is the first day of the immediately next reporting period following the change in business model. The Company does not restate any previously recognised gains, losses (including impairment gains or losses) or interest.

j) Financial liabilities

Trade and other payables

These amounts represent liabilities for goods and services provided to the Company prior to the end of financial year which are unpaid. Trade and other payables are presented as current liabilities unless payment is not due within 12 months after the reporting period. They are recognised initially at their fair value and subsequently measured at amortised cost using the effective interest method.

Borrowings

Borrowings are initially recognised at fair value, net of transaction costs incurred. Borrowings are subsequently measured at amortised cost. Any difference between the proceeds (net of transaction costs) and the redemption amount is recognised in profit or loss over the period of the borrowings using the effective interest method. Fees paid on the establishment of loan facilities are recognised as transaction costs of the loan to the extent that it is probable that some or all of the facility will be drawn down. In this case, the fee is deferred until the draw down occurs. To the extent there is no evidence that it is probable that some or all of the facility will be drawn down, the fee is capitalised as a prepayment for liquidity services and amortised over the period of the facility to which it relates.

Borrowings are removed from the balance sheet when the obligation specified in the contract is discharged, cancelled or expired. The difference between the carrying amount of a financial liability that has been extinguished or transferred to another party and the consideration paid, including any non-cash assets transferred or liabilities assumed, is recognised in profit or loss as other gains/(losses).

Where the terms of a financial liability are renegotiated and the entity issues equity instruments to a creditor to extinguish all or part of the liability (debt for equity swap), a gain or loss is recognised in profit or loss, which is measured as the difference between the carrying amount of the financial liability and the fair value of the equity instruments issued.

Borrowings are classified as current liabilities unless the Company has an unconditional right to defer settlement of the liability for at least 12 months after the reporting period. Where there is a breach of a material provision of a long-term loan arrangement on or before the end of the reporting period with the effect that the liability becomes payable on demand on the reporting date, the entity does not classify the liability as current, if the lender agreed, after the reporting period and before the approval of the financial statements for issue, not to demand payment as a consequence of the breach.

k) Offsetting of financial instruments

Financial assets and financial liabilities are offset, and the net amount is reported in the balance sheet if there is a currently enforceable legal right to offset the recognised amounts and there is an intention to settle on a net basis, to realise the assets and settle the liabilities simultaneously. The legally enforceable right must not be contingent on future events and must be enforceable in the normal course of business and in the event of default, insolvency or bankruptcy of the Company or the counter party.



AJ



l) Derivatives and hedging activities

Derivatives that are not designated as hedges

The Company enters certain derivative contracts to hedge risks which are not designated as hedges. Such contracts are accounted for at fair value through profit or loss and are included in statement of profit and loss.

m) Foreign currency translation

Functional and presentation currency

Items included in the financial statements of the Company are measured using the currency of the primary economic environment in which the Company operates ('the functional currency'). The financial statements are presented in Indian rupee (INR), which is company's functional and presentation currency.

Transactions and balances

Foreign currency transactions are translated into the functional currency using the exchange rates at the dates of the transactions. Foreign exchange gains and losses resulting from the settlement of such transactions and from the translation of monetary assets and liabilities denominated in foreign currencies at year end exchange rates are generally recognised in profit or loss. They are deferred in equity if they relate to qualifying cash flow hedges and qualifying net investment hedges or are attributable to part of the net investment in a foreign operation. A monetary item for which settlement is neither planned nor likely to occur in the foreseeable future is considered as a part of the entity's net investment in that foreign operation.

Foreign exchange differences regarded as an adjustment to borrowing costs are presented in the statement of profit and loss within finance costs. All other foreign exchange gains and losses are presented in the Statement of profit and loss on the basis of underlying transactions.

Non-monetary items that are measured at fair value in a foreign currency are translated using the exchange rates at the date when the fair value was determined. Translation differences on assets and liabilities carried at fair value are reported as part of the fair value gain or loss. For example, translation differences on non-monetary assets and liabilities such as equity instruments held at fair value through profit or loss are recognised in profit or loss as part of the fair value gain or loss and translation differences on non-monetary assets such as equity investments classified as FVOCI are recognised in other comprehensive income.

Non-monetary items that are measured in terms of historical cost in a foreign currency are translated using the exchange rates at the dates of the initial transactions.

n) Borrowing Costs

General and specific borrowing costs directly attributable to the acquisition, construction or production of an asset that necessarily takes a substantial period of time to get ready for its intended use or sale are capitalised as part of the cost of the asset. All other borrowing costs are expensed in the period in which they occur. Borrowing costs consist of interest and other costs that the Company incurs in connection with the borrowing of funds. Borrowing cost also includes exchange differences to the extent regarded as an adjustment to the borrowing costs. Investment income earned on the temporary investment of specific borrowings pending their expenditure on qualifying assets is deducted from the borrowing costs eligible for capitalisation.



AJ



o) Cash and cash equivalents

Cash and cash equivalent in the balance sheet comprise cash at banks and on hand and short-term deposits with an original maturity of three months or less, which are subject to an insignificant risk of changes in value.

For the purpose of presentation in the statement of cash flows, cash and cash equivalents consist of cash and cash equivalent, as defined above, net of outstanding bank overdrafts if they are considered an integral part of the Company's cash management.

p) Dividends

The Company recognises a liability to make cash distributions to equity holders of the Company when the distribution is authorised, and the distribution is no longer at the discretion of the Company. As per the corporate laws in India, a distribution is authorised when it is approved by the shareholders. A corresponding amount is recognised directly in equity.

q) Earnings per share

Basic earnings per share

Basic earnings per share is calculated by dividing the profit attributable to owners of the Company by the weighted average number of equity shares outstanding during the financial year, adjusted for bonus elements in equity shares issued during the year and excluding treasury shares.

Diluted earnings per share

Diluted earnings per share adjusts the figures used in the determination of basic earnings per share to take into account the after-income tax effect of interest and other financing costs associated with dilutive potential equity shares, and the weighted average number of additional equity shares that would have been outstanding assuming the conversion of all dilutive potential equity shares.

r) Trade receivable

Trade receivables are amounts due from customers for goods sold or services performed in the ordinary course of business. Trade receivables are recognised initially at the transaction price unless there is significant financing components, when they are recognised at fair value. The Company holds the trade receivables with the objective to collect contractual cash flows and therefore measures them subsequently at amortised cost using the effective interest method, less loss allowance.

s) Presentation of EBITDA

The Company presents Earnings before interest, tax, depreciation and amortisation ('EBITDA') in the statement of profit or loss; this is not specifically required by Ind AS 1. The term EBITDA is not defined in Ind AS. Ind AS compliant Schedule III allows companies to present line items, sub-line items and sub-totals to be presented as an addition or substitution on the face of the financial statements when such presentation is relevant to an understanding of the company's financial position or performance.

Accordingly, the Company has elected to present EBITDA as a separate line item on the face of the statement of profit and loss. The Company measures EBITDA based on profit/ (loss) from continuing operations. In its measurement, the Company does not include depreciation and amortization expense, finance costs and tax expense.

t) Segment Reporting

Operating segments are reported in a manner consistent with internal reporting provided to the Chief Operating Decision Maker (CODM). The Board of Directors has been identified as being the CODM. Refer note 36 for segment information presented.



u) Rounding off

All amounts disclosed in the financial statements and notes have been rounded off to the nearest lakhs and decimals thereof as per the requirement of Schedule III, unless otherwise stated.

v) Exceptional items

When the items of income and expense within profit or loss from ordinary activities are of such size, nature or incidence that their disclosure is relevant to explain the performance of the Company for the year, the nature and amount of such items are disclosed separately as exceptional item by the Company.



AJ



NOTE 3 : SIGNIFICANT ACCOUNTING JUDGEMENTS, ESTIMATES AND ASSUMPTIONS

The preparation of financial statements requires the use of accounting estimates. Management exercises judgement in applying the company's accounting policies. Estimates and assumptions are continuously evaluated and are based on historical experience and other factors including expectations of future events that are believed to be reliable and relevant under the circumstances. This note provides an overview of the areas that involved a higher degree of judgement or complexity, and of items which are more likely to be materially adjusted due to estimates and assumptions turning out to be different than those originally assessed. Management believes that the estimates are the most likely outcome of future events. Detailed information about each of these estimates and judgements is described below.

Revenue Recognition on Contracts with Customers

The Company's contracts with customers could include promises to transfer multiple products and services to a customer. The Company assesses the products / services promised in a contract and identifies distinct performance obligations in the contract. Identification of distinct performance obligation involves judgement to determine the distinct goods/services and the ability of the customer to benefit independently from such goods/services.

Judgement is also required to determine the transaction price for the contract. The transaction price may have elements such as volume discounts, liquidated damages, penalties, price concessions and incentives. Any consideration payable to the customer is adjusted to the transaction price, unless it is a payment for a distinct product or service from the customer.

The Company uses judgement to determine an appropriate standalone selling price for a performance obligation (allocation of transaction price). The Company allocates the transaction price to each performance obligation on the basis of the relative standalone selling price of each distinct product or service promised in the contract. Where standalone selling price is not observable, the Company uses the expected cost plus reasonable margin approach to allocate the transaction price to each distinct performance obligation.

The Company exercises judgement in determining whether the performance obligation is satisfied at a point in time or over a period of time. The Company considers indicators such as how customer consumes benefits as services are rendered or who controls the asset as it is being created or existence of enforceable right to payment for performance to date and alternate use of such product or service, transfer of significant risks and rewards to the customer, acceptance of delivery by the customer, timing gap between transfer of control and actual revenue recognition, etc.

Defined benefit plans

The cost of the defined benefit plan and the present value of such obligation are determined using actuarial valuations. An actuarial valuation involves making various assumptions that may differ from actual developments in the future. These include the determination of the discount rate, future salary increase and employee turnover. Due to the complexities involved in the valuation and its long term nature, a defined benefit obligation is highly sensitive to changes in these assumptions. All assumptions are reviewed at the year end. Details about employee benefit obligations and related assumptions are given in Note 15.



AJ



STERLITE TECH CABLES SOLUTIONS LIMITED
Notes to financial statements for the year ended March 31, 2024

NOTE 4: PROPERTY, PLANT AND EQUIPMENT

	Plant and machinery	Data processing equipments	Right of use assets	Office equipment	Building	Vehicles	Electrical fittings	Furniture and fixtures	Total
Gross carrying amount									
As at April 01, 2022	7,868.45	134.97	1,591.59	33.99	3,702.81	-	673.45	-	14,005.26
Additions	353.40	38.88	76.20	4.12	352.93	-	106.05	7.40	839.58
Disposals	(30.00)	-	-	-	-	-	-	-	(30.00)
As at March 31, 2023	8,191.85	173.85	1,667.79	38.11	3,955.74	-	780.10	7.40	14,814.81
Additions	80.41	-	173.02	4.29	29.17	-	22.81	-	312.40
Disposals	-	-	-	-	-	2.70	-	-	-
As at March 31, 2024	8,272.26	173.85	1,840.81	42.40	3,984.91	2.70	802.91	7.40	15,127.24
Accumulated depreciation									
As at April 01, 2022	363.30	10.60	23.53	3.93	133.57	-	37.05	-	571.98
Charge for the year	644.34	20.47	24.11	7.01	182.98	-	98.27	0.20	977.38
Deletions/Adjustments	(1.24)	-	-	-	-	-	-	-	(1.24)
As at March 31, 2023	1,006.40	31.07	47.64	10.94	316.55	-	135.32	0.20	1,548.12
Charge for the year	680.89	23.33	24.74	8.44	202.64	0.29	116.03	1.41	1,057.77
Deletions/Adjustments	-	-	-	-	-	-	-	-	-
As at March 31, 2024	1,687.29	54.40	72.38	19.38	519.19	0.29	251.35	1.61	2,605.89
Net carrying amount									
As at March 31, 2024	6,584.97	119.45	1,768.43	23.02	3,465.72	2.41	551.56	5.79	12,521.35
As at March 31, 2023	7,185.45	142.78	1,620.15	27.17	3,639.19	-	644.78	7.20	13,266.72

The deeds of all the immovable properties (other than properties where the company is the lessee and the lease agreements are duly executed in favour of the lessee) are held in the name of the Company. The buildings disclosed above are constructed on leasehold land. No proceedings have been initiated or are pending against the company for holding any benami property under the Benami Transactions (Prohibition) Act, 1988 (45 of 1988) and rules made thereunder. Refer Note 14 for information on property, plant and equipment mortgaged as security by the company. The Company has not revealed its property, plant and equipment (including right-of-use assets) during the current or previous year.

Movement in Capital work in progress

	March 31, 2024 (Rs. in lakhs)	March 31, 2023 (Rs. in lakhs)
Opening balance	280.80	162.10
Additions during the year	357.33	958.28
Deletion during the year	(268.92)	-
Transfers during the year	(312.40)	(839.58)
Closing balance	66.81	280.80

Capital work in progress mainly comprises of amounts pertaining to plant and machinery.

Capital work in progress ageing schedule as at March 31, 2024

Particulars	Less than 1 Year	1-2 Years	2-3 Years	More than 3 Years	Total
Projects in progress	66.81	-	-	-	66.81
	66.81	-	-	-	66.81

Capital work in progress ageing schedule as at March 31, 2023

Particulars	Less than 1 Year	1-2 Years	2-3 Years	More than 3 Years	Total
Projects in progress	280.80	-	-	-	280.80
	280.80	-	-	-	280.80

There are no capital work-in-progress whose completion is overdue or has exceeded its cost compared to its original plan as on March 31, 2024 and March 31, 2023. The Company evaluates completion of the projects based on its original plan.



AT



STERILITE TECH CABLES SOLUTIONS LIMITED
Notes to financial statements for the year ended March 31, 2024
NOTE 4: PROPERTY, PLANT AND EQUIPMENT (Continued)

Details of Lease:
The note provides information for leases where the company is a lessee. The company has taken three plots of land on lease for fixed term of 61 years, 72 years and 59 years respectively.

i) Assets recognised in balance sheet

The balance sheet shows the following amount relating to lease:

Particulars	March 31, 2024	March 31, 2023
Right of use assets (Gross)		
Leasehold land	1,840.81	1,667.79
Total	1,840.81	1,667.79

Additions to the right of use assets during the year is Rs. 173.02 Lakhs. (March 31, 2023 - Rs. 76.20 lakhs)

Particulars	March 31, 2024	March 31, 2023
Lease liabilities*		
Non-current	-	-
Current	-	-
Total	-	-

* There is no lease liability for the Leasehold land, as the Lease has been acquired by payment of consideration at inception of lease.

ii) Amount recognised in the statement of profit & loss

Particulars	March 31, 2024	March 31, 2023
Depreciation charge on right of use assets		
Leasehold land	24.74	24.11
Total	24.74	24.11

Particulars	March 31, 2024	March 31, 2023	Note no.
Interest expenses (included in finance cost)	-	-	-
Expenses related to short term leases, low value assets included as rent in other expenses	5.71	1.80	25
Variable lease payments directly recognised in the statement of profit & loss account (included as power and fuel in other expenses)	12.04	-	25

AJ



STERILITE TECH CABLES SOLUTIONS LIMITED
NOTES TO FINANCIAL STATEMENTS FOR THE YEAR ENDED MARCH 31, 2024

NOTE 5: OTHER ASSETS

	March 31, 2024 (Rs. in lakhs)	March 31, 2023 (Rs. in lakhs)
Non-current		
Unsecured, considered good		
Capital advances	-	93.09
Advance income tax, including TDS (net of provisions)	456.09	224.47
Total other non-current assets	456.09	317.56
Current		
Balance with government authorities	2,044.03	1,882.97
Prepaid expenses	51.55	26.66
Advances to suppliers (refer note 32)	8,005.56	2,757.89
Total other current assets	10,101.14	4,667.52

NOTE 6: INVENTORIES

	March 31, 2024 (Rs. in lakhs)	March 31, 2023 (Rs. in lakhs)
Raw materials [includes stock in transit of Rs. Nil (March 31, 2023 : Rs. 25 lakhs)]	1,306.41	1,336.44
Finished goods [Includes stock in transit of Rs. 1,051.55 lakhs (March 31, 2023: Rs. Nil)]	1,051.55	-
Stores, spares, packing materials and others	174.36	149.04
	2,532.32	1,485.48

Amounts recognised in Statement of Profit and Loss:

Provision for inventories due to obsolescence amounting to Rs. 1.21 lakhs (March 31, 2023 - Rs. Nil). These were recognised as an expense in the respective year and included in changes in inventory.

NOTE 7: INVESTMENTS

	March 31, 2024 (Rs. in lakhs)	March 31, 2023 (Rs. in lakhs)
Current		
In mutual funds (at fair value through profit or loss) (unquoted)		
643.23 (March 31, 2023: Nil) units of SBI Overnight Fund - Direct Plan - Growth	25.06	-
Total Current Investments	25.06	-

NOTE 8: TRADE RECEIVABLES

	March 31, 2024 (Rs. in lakhs)	March 31, 2023 (Rs. in lakhs)
Current		
Receivables from related parties (Refer Note 32) - Unsecured, billed	57,855.64	41,035.54
Less: Loss Allowance	-	-
Total Current trade receivables	57,855.64	41,035.54

No trade or other receivable are due from directors or other officers of the company either severally or jointly. Also no trade or other receivable are due from firms or private companies in which any director is a partner, a director or a member.

Trade receivable ageing (Amount in Rs. Lakhs)

March 31, 2024

Particulars	Outstanding			Total
	Not Due	Less than 6 months	6 months to 1 year	
(i) Undisputed Trade Receivables - Considered good	13,442.52	39,170.59	5,242.53	57,855.64
Total	13,442.52	39,170.59	5,242.53	57,855.64

March 31, 2023

Particulars	Outstanding			Total
	Not Due	Less than 6 months	6 months to 1 year	
(i) Undisputed Trade Receivables - Considered good	31,040.33	9,995.21	-	41,035.54
Total	31,040.33	9,995.21	-	41,035.54

NOTE 9: CASH AND CASH EQUIVALENTS

	March 31, 2024 (Rs. in lakhs)	March 31, 2023 (Rs. in lakhs)
Balances with banks:		
In current accounts	46.84	70.15
Fund in transit	2,529.01	-
Deposit with original maturity of 3 months	100.00	-
	2,675.85	70.15

There are no repatriation restrictions with regard to cash and cash equivalents as at the end of the reporting period and prior periods.



AJ



STERLITE TECH CABLES SOLUTIONS LIMITED
NOTES TO FINANCIAL STATEMENTS FOR THE YEAR ENDED MARCH 31, 2024

NOTE 10: LOANS

	March 31, 2024 (Rs. in lakhs)	March 31, 2023 (Rs. in lakhs)
Current		
Loans to employees	-	1.08
Total current loans	-	1.08

NOTE 11: OTHER FINANCIAL ASSETS

	March 31, 2024 (Rs. in lakhs)	March 31, 2023 (Rs. in lakhs)
Non-current (unsecured, considered good)		
Security deposits	123.38	85.67
Total Other non-current financial Assets	123.38	85.67
Current (unsecured, considered good)		
Derivative Instruments	-	-
Foreign exchange forward contracts	24.14	125.54
Other financial assets		
Government grants receivable	402.40	-
Other receivables	0.73	-
Total Other current financial Assets	427.27	125.54

NOTE 12: SHARE CAPITAL

	March 31, 2024 (Rs. in lakhs)	March 31, 2023 (Rs. in lakhs)
Authorized share capital		
16,000,000 Equity Shares of Rs.10 each (Previous year 10,000,000 Equity Shares of Rs.10 each)	1,600.00	1,000.00
Issued, subscribed and fully paid-up share capital	1,600.00	1,000.00
15,050,000 Equity Shares of Rs.10 each fully paid up (Previous year 50,000 Equity Shares of Rs.10 each)	1,505.00	5.00
Total issued, subscribed and fully paid-up share capital	1,505.00	5.00

a. Movement in equity share capital

	March 31, 2024		March 31, 2023	
	Number of shares	Rs. in lakhs	Number of shares	Rs. in lakhs
At the beginning of the year	50,000	5.00	50,000	5.00
Issue of bonus shares (refer note below)	15,000,000	1,500.00	-	-
Outstanding at the end of the year	15,050,000	1,505.00	50,000	5.00

The Company has allotted the bonus shares at 300:1 ratio in it's board meeting held on October 11, 2023. Accordingly, the number of shares increased from 50,000 to 15,050,000. The paid-up capital on account of Bonus issue of 1,500.00 lakhs has been appropriated from retained earnings.

b. Terms and rights attached to equity shares

The Company has only one class of equity shares having a par value of Rs. 10 per share. Each holder of equity shares is entitled to one vote per share.

In the event of liquidation of the Company, the holders of equity shares will be entitled to receive remaining assets of the Company, after distribution of all preferential amounts. The distribution will be in proportion to the number of equity shares held by the shareholders.

c. Shares of the company held by holding company

	March 31, 2024		March 31, 2023	
	Number of shares	% holding	Number of shares	% holding
Immediate holding company				
Sterlite Technologies Limited and its nominee shareholders	15,050,000	100%	50,000	100%

d. Detail of shareholders holding more than 5% of shares in the company

	March 31, 2024		March 31, 2023	
	Number of shares	% holding	Number of shares	% holding
Sterlite Technologies Limited and its nominee shareholders	15,050,000	100%	50,000	100%

e. Details of shareholding of promoters

Name of the promoter	Number of shares as at March 31, 2024	Percentage of total no. of shares as at March 31, 2024	Number of shares as at March 31, 2023	Percentage of total no. of shares as at March 31, 2023	Percentage of change during the year
Sterlite Technologies Limited and its nominee shareholders	15,050,000	100%	50,000	100%	-



AJ



STERLITE TECH CABLES SOLUTIONS LIMITED
NOTES TO FINANCIAL STATEMENTS FOR THE YEAR ENDED MARCH 31, 2024

NOTE 13 : OTHER EQUITY

	March 31, 2024 (Rs. in lakhs)	March 31, 2023 (Rs. in lakhs)
Retained earnings		
Opening balance	25,606.35	1,605.32
Issue of bonus shares	(1,500.00)	-
Add: Net profit for the year	4,157.79	24,001.03
Closing balance	28,264.14	25,606.35
Equity contribution by parent(Share based payment)		
Opening balance	-	-
Add: Employee stock option expense	7.54	-
Less: Transferred to securities premium	-	-
Closing balance	7.54	-
Cash flow hedge reserve		
Opening balance	(7.18)	26.09
Change in fair value of hedging instruments	7.37	(33.27)
Closing balance	0.19	(7.18)
Total other equity	28,271.87	25,599.17

Nature and purpose of reserves, other than retained earnings

Cash flow hedge reserve

The company uses hedging instruments as part of its management of foreign currency risk associated with its highly probable forecast sale and inventory purchases as described in note 31. For hedging foreign currency risk, the company uses foreign currency forward contracts which are designated as cash flow hedges. To the extent these hedges are effective, the change in fair value of the hedging instrument is recognised in the cash flow hedging reserve. Amounts recognised in the cash flow hedge reserve is reclassified to profit or loss when the hedged item affects profit or loss (e.g. sales). When the forecast transaction results in the recognition of a non-financial asset (e.g. inventory), the amount recognised in the cash flow hedging reserve is adjusted against the carrying amount of the non financial asset.

NOTE 14: BORROWINGS

	March 31, 2024 (Rs. in lakhs)	March 31, 2023 (Rs. in lakhs)
Non current borrowings		
Indian rupee loans from banks (secured)	7,800.00	9,300.00
Total non current borrowings	7,800.00	9,300.00
Less: Current maturities of long term borrowings disclosed under the head "current borrowings"	2,000.00	1,500.00
Total non current borrowings	5,800.00	7,800.00

a) Indian rupee term loan from bank carries interest of 0.30% + Overnight MCLR Rate p.a. Loan amount is repayable in 11 ballooning half yearly instalments starting from September 2022. This loan is secured by way of first charge on mortgage of leasehold land and building and entire Plant and Machinery both present and future of the company and second charge on entire current assets of the company.

Current borrowings

Loans from related party (unsecured) (includes interest accrued)	5,570.08	3,921.67
Cash credit from banks (secured)	7,962.76	7,940.46
Current maturities of long term borrowings (secured)	2,000.00	1,500.00
Export packing credit	10,000.00	-
Total current borrowings	25,532.84	13,362.13

a) Loan from related party consists of unsecured loan received from Sterlite Technologies Limited which is repayable on demand. This loan carries interest of RBI Repo rate + 4 % p.a.

b) Cash credit from banks include cash credit received from Bank of Baroda which is repayable on demand. The cash credit is secured by way of first charge against the current assets both present and future of the company and second charge on entire fixed assets by way of mortgage of leasehold rights over factory land and building, plant and machinery and other equipment's (both present and future). This loan carries interest of 0.30% + Overnight MCLR Rate p.a.

c) Export packing credit include short term credit received from Emirates NBD Bank (P.L.S.C) for a period of 180 days. The export packing credit is secured by way of first charge against the current assets both present and future of the company. This loan carries interest of 1.23% + 1 month TBILL Rate p.a.

d) The quarterly returns or statements of current assets filed by the entity with banks are in agreement with the books of accounts.

e) The borrowings obtained by the company have been applied for the purposes for which such loans were taken.

f) The company has not been declared willful defaulter by any bank or financial institution or government or any government authority.

g) There are no charges or satisfaction which are yet to be registered with the Registrar of Companies beyond the statutory period.

Net debt reconciliation

This section sets out an analysis of net debt and the movements in net debt for each of the years presented.

Particulars	March 31, 2024 (Rs. in lakhs)	March 31, 2023 (Rs. in lakhs)
Cash and cash equivalents	2,675.85	70.15
Current borrowings (including interest accrued but not due)	(25,532.84)	(13,362.13)
Non-current borrowings	(5,800.00)	(7,800.00)
Net debt	(28,656.99)	(21,091.98)



AJ



STERLITE TECH CABLES SOLUTIONS LIMITED
NOTES TO FINANCIAL STATEMENTS FOR THE YEAR ENDED MARCH 31, 2024

Liabilities from financing activities

Non-current borrowings

Particulars	March 31, 2024 (Rs. in lakhs)	March 31, 2023 (Rs. in lakhs)
Opening balance		
Cashflows	7,800.00	9,300.00
Interest expense	-	-
Interest paid	764.99	715.12
Current maturities of long term borrowings	(764.99)	(715.12)
Closing balance	5,800.00	7,800.00

Current borrowings

Particulars	March 31, 2024 (Rs. in lakhs)	March 31, 2023 (Rs. in lakhs)
Opening Balance		
Cashflows	13,362.13	16,683.35
Interest expense	10,107.77	(4,533.52)
Interest paid	939.92	1,258.46
Current maturities of long term borrowings	(876.98)	(1,546.16)
	2,000.00	1,500.00
Closing balance	25,532.84	13,362.13

Cash and cash equivalents

Particulars	March 31, 2024 (Rs. in lakhs)	March 31, 2023 (Rs. in lakhs)
Opening balance		
Cashflows	70.15	55.42
	2,605.70	14.73
Closing balance	2,675.85	70.15

NOTE 15: Employee benefit obligations

	March 31, 2024 (Rs. in lakhs)	March 31, 2023 (Rs. in lakhs)
Non current		
Provision for gratuity		
Total non-current employee benefit obligations	80.20	65.71
Current		
Provision for gratuity		
Provision for compensated absences	8.50	7.01
Total current employee benefit obligations	28.40	12.84
	36.90	19.85

i) Compensated absences

The compensated absences cover the company's liability for sick and privilege leave. The company does not have an unconditional right to defer settlement for any of these obligations and accordingly amount has been classified as current. However, based on past experience, the company does not expect all employees to avail the full amount of accrued leave or require payment for such leave within the next 12 months.

Particulars	March 31, 2024 (Rs. in lakhs)	March 31, 2023 (Rs. in lakhs)
Leave obligations not expected to be settled within the next 12 months	25.53	11.55

ii) Post employment benefit obligation - Gratuity (Unfunded)

The Company provides for gratuity for employees in India as per the Payment of Gratuity Act, 1972 (amended). Employees who are in continuous service for a period of 5 years are eligible for gratuity. The amount of gratuity payable on retirement/termination is the employees last drawn basic salary per month computed proportionately for 15 days salary multiplied for the number of years of service. Gratuity plan is unfunded.

Changes in the present value of the defined benefit obligation are as follows:

Particulars	March 31, 2024 (Rs. in lakhs)	March 31, 2023 (Rs. in lakhs)
Defined benefit obligation at the beginning of the year		
Current service cost	72.72	67.32
Interest cost	5.52	6.59
Liability diversified out/Divestments	5.39	4.65
Actuarial (gain)/loss	-	(5.84)
Past service cost	9.66	-
Benefits paid	-	-
	(4.59)	-
Defined benefit obligations at the end of the year	88.70	72.72

Details of defined benefit obligation

Particulars	March 31, 2024 (Rs. in lakhs)	March 31, 2023 (Rs. in lakhs)
Present value of defined benefit obligation		
Non-Current	80.20	65.71
Current	8.50	7.01
Benefit liability	88.70	72.72



AJ



STERLITE TECH CABLES SOLUTIONS LIMITED
NOTES TO FINANCIAL STATEMENTS FOR THE YEAR ENDED MARCH 31, 2024

Net employee benefit expense recognised in the statement of profit and loss:

Particulars	March 31, 2024 (Rs. in lakhs)	March 31, 2023 (Rs. in lakhs)
Net benefit expense	20.57	5.40

The principal assumptions used in determining defined benefit obligation are shown below:

Particulars	March 31, 2024	March 31, 2023
Discount rate	7.21%	7.41%
Employee turnover	10.00%	10.00%
Expected rate of salary increase	8.00%	8.00%

The estimated future salary increase, considered in actuarial valuation, takes into account the effect of inflation, seniority, promotion and other relevant factors such as supply and demand in the employment market.

The discount rate is based on the par-yield rate available on Government Securities (G. Sec.) prevailing on reporting date, applicable to the period over which the obligations to be settled.

Maturity analysis of benefit payments :

Projected benefits payable in future years from the date of reporting	March 31, 2024 (Rs. In lakhs)	March 31, 2023 (Rs. In lakhs)
1st Following Year	8.50	7.01
2nd Following Year	8.26	6.94
3rd Following Year	8.05	11.85
4th Following Year	7.95	5.96
5th Following Year	7.74	5.87
Sum of Years 6 To 10	50.45	27.20
Sum of Years 11 and above	68.36	66.04

Sensitivity analysis

Particulars	March 31, 2024 (Rs. In lakhs)	March 31, 2023 (Rs. In lakhs)
+1% Change in discount rate	(5.52)	(4.30)
-1% Change in discount rate	6.22	4.86
+1% Change in rate of salary increase	6.11	4.78
-1% Change in rate of salary increase	(5.53)	(4.32)
+1% Change in rate of employee turnover	(0.35)	(0.22)
-1% Change in rate of employee turnover	0.38	0.25

The above sensitivity analysis is based on a change in an assumption while holding all other assumptions constant. In practice, this is unlikely to occur, and changes in some of the assumptions may be correlated. When calculating the sensitivity of the defined benefit obligation to significant actuarial assumptions the same method (present value of the defined benefit obligation calculated with the projected unit credit method at the end of the reporting period) has been applied as when calculating the defined benefit liability recognised in the balance sheet.

The methods and types of assumptions used in preparing the sensitivity analysis did not change compared to the prior period.

Risk exposure

Gratuity is a defined benefit plan and entity is exposed to the following risks:

Interest rate risk:

A fall in the discount rate which is linked to the Government Security rate will increase the present value of the liability requiring higher provision.

Salary risk:

Rising salaries will often result in higher future defined benefit payments resulting in a higher present value of liabilities especially unexpected salary increases provided at management's discretion may lead to uncertainties in estimating this risk.

Asset liability matching risk:

The plan faces the Asset liability matching risk as to the matching cash flow. Entity has to manage pay-out based on pay as you go basis from own funds.

Mortality risk

Mortality risk has been considered as per Indian Assured Lives Mortality 2012-14 (Urban). Since the benefits under the plan is not payable for life time and payable till retirement age only, plan does not have any longevity risk.

The weighted average duration of the defined benefit obligation is 8 years (March 31, 2023- 7 years).

NOTE 16: DEFERRED TAX LIABILITIES

	March 31, 2024 (Rs. in lakhs)	March 31, 2023 (Rs. in lakhs)
Deferred tax liability		
Property, plant and equipment: Impact of difference between tax depreciation and depreciation for financial reporting	337.75	279.56
Right of use assets	303.46	278.02
Forward contracts	4.14	21.55
Net movement on cash flow hedges	1.36	-
Total deferred tax liability (A)	646.71	579.13
Deferred tax assets		
Expenditure allowed for tax purposes on payment basis	150.63	14.00
Forward contracts	15.00	29.00
Net movement on cash flow hedges	-	6.89
Total deferred tax asset (B)	165.63	49.89
Net deferred tax liability (A-B)	481.08	529.24



AJ



Movements in deferred tax liabilities

Particulars	Forward contracts	Right of use assets	Property, plant and equipments	Net movement on cash flow hedges	Total
At April 01, 2022	20.20	269.07	141.51	-	430.78
Charged/(credited)					
- To profit and loss account	1.35	8.95	138.05	-	148.35
- to other comprehensive income	-	-	-	-	-
At March 31, 2023	21.55	278.02	279.56	-	579.13
Charged/(credited)					
- To profit and loss account	(17.41)	25.44	58.19	-	66.22
- to other comprehensive income	-	-	-	1.36	1.36
At March 31, 2024	4.14	303.46	337.75	1.36	646.71

Movements in deferred tax assets

Particulars	Expenditure allowed for tax purposes on payment basis	Forward contracts	Net movement on cash flow hedges	Total
At April 01, 2022	16.81	5.00	-	21.81
Charged/(credited)				
- To profit and loss account	(2.81)	24.00	-	21.19
- to other comprehensive income	-	-	6.89	6.89
At March 31, 2023	14.00	29.00	6.89	49.89
Charged/(credited)				
- To profit and loss account	136.63	(14.00)	(6.89)	115.74
- to other comprehensive income	-	-	-	-
At March 31, 2024	150.63	15.00	-	165.63

Non-current tax assets

	March 31, 2024 (Rs. in lakhs)	March 31, 2023 (Rs. in lakhs)
Opening balance	224.47	60.50
Less: Current tax payable for the year	(1,095.62)	(4,921.16)
Less: Short provision for previous year	(99.56)	27.92
Add: Taxes paid (net of refunds)	1,426.80	5,057.21
Closing balance	456.09	224.47

NOTE 17: OTHER FINANCIAL LIABILITIES

	March 31, 2024	March 31, 2023
Current		
Derivative instruments		
Foreign exchange forward contracts	87.54	76.19
Other financial liabilities		
Employee benefits payable	24.24	19.28
Payables for purchase of property, plant and equipment	40.13	88.69
Others	21.97	13.22
Total current financial liabilities	173.88	197.38

NOTE 18: TRADE PAYABLES


	March 31, 2024 (Rs. in lakhs)	March 31, 2023 (Rs. in lakhs)
Total outstanding dues of micro and small enterprises (refer note 33)	1,120.65	1,373.22
Total outstanding dues other than micro and small enterprises		
- Trade payable to related parties (refer note 32)	18,355.80	6,774.97
- Acceptances	890.61	438.34
- Others	4,235.66	4,157.25
	23,482.07	11,370.56
	24,602.72	12,743.78

Trade payables ageing

Particulars	Unbilled	Not due	Outstanding for the following periods from the due date			Total
			Less than 1 Year	1-2 Years	2-3 Years	
March 31, 2024						
(i) MSME - undisputed	-	306.69	813.96	-	-	1,120.65
(ii) Others - undisputed	70.91	10,015.88	13,357.34	37.94	-	23,482.07
Total	70.91	10,322.57	14,171.30	37.94	-	24,602.72
March 31, 2023						
(i) MSME - undisputed	-	563.45	764.41	45.36	-	1,373.22
(ii) Others - undisputed	7,739.03	2,096.40	1,527.06	-	8.07	11,370.56
Total	7,739.03	2,659.85	2,291.47	45.36	8.07	12,743.78



AJ



STERLITE TECH CABLES SOLUTIONS LIMITED
NOTES TO FINANCIAL STATEMENTS FOR THE YEAR ENDED MARCH 31, 2024

NOTE 19: CONTRACT LIABILITIES

	March 31, 2024 (Rs. in lakhs)	March 31, 2023 (Rs. in lakhs)
Unearned revenue	62.67	540.02
Advances from customers	-	62.82
	<u>62.67</u>	<u>602.84</u>

(i) Significant changes in contract liabilities

Contract liabilities have decreased as the entity has provided fewer services as at the end of current year.

Particulars	March 31, 2024 (Rs. in lakhs)	March 31, 2023 (Rs. in lakhs)
Revenue recognised that was included in the contract liability balance at the beginning of the year		
- Freight Services	540.02	-
- Adjustments against work performed	62.82	-

NOTE 20: OTHER CURRENT LIABILITIES

	March 31, 2024 (Rs. in lakhs)	March 31, 2023 (Rs. in lakhs)
Payroll taxes (refer note 47)	10.61	10.11
Statutory tax payable	227.14	400.85
Total other current liabilities	<u>237.75</u>	<u>410.96</u>

NOTE 21: REVENUE FROM OPERATIONS

	March 31, 2024 (Rs. in lakhs)	March 31, 2023 (Rs. in lakhs)
Revenue from contracts with customers		
Sale of products		
- Finished goods	62,915.69	101,909.72
- Traded goods	3,181.16	-
Sale of services	2,379.34	11,226.44
Other operating revenue		
- Scrap sales	329.99	395.40
- Export incentives	732.43	1,852.87
- Other operating income *	109.77	110.62
Revenue from operations	<u>69,648.38</u>	<u>115,495.05</u>

Reconciliation of revenue with contract price

Particulars	March 31, 2024 (Rs. in lakhs)	March 31, 2023 (Rs. in lakhs)
Revenue	69,648.38	115,495.05
(+) Other adjustments	-	-
Contract price	<u>69,648.38</u>	<u>115,495.05</u>

Revenue from sale of products is recognized at a point of time and revenue from sale of services is recognized over the period of time.

The company has applied the practical expedient as per Ind AS 115 and accordingly the amount of unsatisfied (or partially satisfied) performance obligations has not been disclosed with respect to the contracts with original expected duration of one year or less. Further, there are no unsatisfied performance obligations with original expected duration of more than one year.

*This relates to government grants pertaining to indirect tax benefits availed under Industrial Promotion Scheme.

NOTE 22: OTHER INCOME

	March 31, 2024 (Rs. in lakhs)	March 31, 2023 (Rs. in lakhs)
Miscellaneous items	12.40	0.38
Total other income	<u>12.40</u>	<u>0.38</u>


NOTE 23(a): COST OF RAW MATERIAL CONSUMED

	March 31, 2024 (Rs. in lakhs)	March 31, 2023 (Rs. in lakhs)
Inventory at the beginning of the year (refer note 6)		
Add : Purchases	1,336.44	2,241.18
Less : Inventory at the end of the year (refer note 6)	44,208.04	58,141.32
Cost of raw material consumed	<u>1,306.41</u>	<u>1,336.44</u>
	<u>44,238.07</u>	<u>59,046.06</u>

Provision for inventories due to obsolescence amounting to Rs. 1.21 lakhs (March 31, 2023 - Rs. Nil). These were recognised as an expense in the respective year and included in changes in inventory.



AJ



STERLITE TECH CABLES SOLUTIONS LIMITED
NOTES TO FINANCIAL STATEMENTS FOR THE YEAR ENDED MARCH 31, 2024

NOTE 23(b): CHANGES IN INVENTORIES OF WORK IN PROGRESS AND FINISHED GOODS

	March 31, 2024 (Rs. in lakhs)	March 31, 2023 (Rs. in lakhs)
Opening inventories		
Work-in-progress	-	175.85
Finished goods	-	490.94
Total opening balance	-	666.79
Closing inventories		
Work-in-progress	1,051.55	-
Finished goods	1,051.55	-
Total closing balance	1,051.55	-
Total changes in inventories of work-in-progress and finished goods	(1,051.55)	666.79

NOTE 24: EMPLOYEE BENEFIT EXPENSES

	March 31, 2024 (Rs. in lakhs)	March 31, 2023 (Rs. in lakhs)
Salaries, wages and bonus	531.39	464.39
Employee share based payment expenses (refer note 43)	7.54	-
Contribution to provident fund	16.71	16.62
Gratuity (refer note 15)	20.57	5.40
Staff welfare expenses	36.54	50.80
Total employee benefit expense	612.75	537.21

Defined contribution plans:

The Company has a provident fund plan which is a defined contribution plan. Contributions are made to provident fund administered by the government in India for employees at the rate of 12% of basic salary as per local regulations. The obligation of the company is limited to the amount contributed and it has no further contractual nor any constructive obligation.

The Company has recognised the following expenses in the statement of profit and loss for the year :

Particulars	March 31, 2024 (Rs. in lakhs)	March 31, 2023 (Rs. in lakhs)
Contribution to employees provident fund	16.71	16.62
Total	16.71	16.62

NOTE 25: OTHER EXPENSES

	March 31, 2024 (Rs. in lakhs)	March 31, 2023 (Rs. in lakhs)
Consumption of stores and spares	329.25	435.34
Consumption of packing materials	1,779.42	2,970.63
Power and fuel	492.08	602.13
Labour charges	713.11	693.83
Repairs and maintenance		
- Buildings	6.84	73.06
- Plant and machinery	70.16	118.12
- Others	36.42	106.05
Sales promotion (refer note 32)	11.32	203.85
Royalty (refer note 32)	4,358.73	3,787.43
Carriage outwards	4,871.76	10,876.57
Rent	5.71	1.80
Insurance	123.51	85.32
Legal and professional fees	185.18	109.12
Rates and taxes	56.62	79.12
Travelling and conveyance	41.54	47.68
Payment to auditors (refer note below)	23.00	19.75
Corporate social responsibility (CSR) expenses (refer note 42)	209.00	15.00
Group IT and other support charges (refer note 32)	4,048.17	2,820.33
Miscellaneous expenses	300.91	190.48
Total other expenses	17,662.73	23,235.61
Payment to auditors		
As auditor:		
Audit fee	21.00	17.75
Tax audit fee	2.00	2.00
	23.00	19.75



AJ



STERLITE TECH CABLES SOLUTIONS LIMITED
NOTES TO FINANCIAL STATEMENTS FOR THE YEAR ENDED MARCH 31, 2024

NOTE 26: DEPRECIATION AND AMORTIZATION EXPENSES

Depreciation of property, plant and equipment	1,033.03	953.27
Depreciation of right of use assets	24.74	24.11
Total depreciation expense	1,057.77	977.38

March 31, 2024 (Rs. in lakhs)	March 31, 2023 (Rs. in lakhs)
1,033.03	953.27
24.74	24.11
1,057.77	977.38

NOTE 27: FINANCE COST

Interest on financial liabilities measured at amortised cost	1,704.91	1,973.58
Bank and other finance charges	42.38	37.37
Others	90.27	-
Total finance cost	1,837.56	2,010.95

March 31, 2024 (Rs. in lakhs)	March 31, 2023 (Rs. in lakhs)
1,704.91	1,973.58
42.38	37.37
90.27	-
1,837.56	2,010.95

NOTE 28: TAX EXPENSES

The major components of income tax expense for the years ended March 31, 2024 and March 31, 2023 are:

Particulars	March 31, 2024 (Rs. in lakhs)	March 31, 2023 (Rs. in lakhs)
Income tax expense		
Current tax	1,095.62	4,921.16
Current tax on profits for the year	99.56	(27.92)
Adjustments for current tax of prior periods	1,195.18	4,893.24
Total current tax expense		

March 31, 2024 (Rs. in lakhs)	March 31, 2023 (Rs. in lakhs)
1,095.62	4,921.16
99.56	(27.92)
1,195.18	4,893.24

Deferred tax	(115.74)	(21.19)
Decrease (increase) in deferred tax assets	66.22	148.35
(Decrease) increase in deferred tax liabilities	(49.52)	127.16
Total deferred tax expense/(benefit)	1,145.66	5,020.40
Income tax expense		

(115.74)	(21.19)
66.22	148.35
(49.52)	127.16
1,145.66	5,020.40

OCI section

Deferred tax related to items recognised in OCI during the year	1.36	(6.89)
Net gain on revaluation of cash flow hedges	1.36	(6.89)

1.36	(6.89)
1.36	(6.89)

Reconciliation of tax expense

Particulars	March 31, 2024 (Rs. in lakhs)	March 31, 2023 (Rs. in lakhs)
Accounting profit before tax	5,303.45	29,021.43
Tax at India's statutory income tax rate of 17.16% (March 31, 2023 : 17.16%)	910.07	4,980.08
Tax effect of amounts which are not deductible/taxable in calculating income tax	35.86	2.57
Corporate social responsibility expenditure	-	31.68
ICDS Adjustment	99.56	(27.92)
Adjustments for current tax of prior periods	100.16	33.99
Others	1,145.66	5,020.40
Income tax expense	1,145.66	5,020.40
Income tax expense reported in the statement of profit or loss	1,145.66	5,020.40

March 31, 2024 (Rs. in lakhs)	March 31, 2023 (Rs. in lakhs)
5,303.45	29,021.43
910.07	4,980.08
35.86	2.57
-	31.68
99.56	(27.92)
100.16	33.99
1,145.66	5,020.40
1,145.66	5,020.40

NOTE 29: EARNINGS PER SHARE (EPS)

Basic EPS amounts are calculated by dividing the profit/(loss) for the year attributable to equity holders by the weighted average number of Equity shares outstanding during the year. The following tables shows the computation of basic EPS:

Profit for the year	4,157.79	24,001.03
Weighted average number of equity shares in calculating basic and diluted EPS (refer note 12)	15,050,000	15,050,000
Earnings per share	27.63	159.48
Basic and diluted (on nominal value of Rs. 10 per share) rupees/share	27.63	159.48

March 31, 2024 (Rs. in lakhs)	March 31, 2023 (Rs. in lakhs)
4,157.79	24,001.03
15,050,000	15,050,000
27.63	159.48

There is no dilution to the Basic Earnings per Share as there are no dilutive potential equity shares.

The company has issued bonus shares during the year, accordingly EPS for the previous year has been calculated as if the bonus shares had been issued at the beginning of the previous year.



AJ



STERLITE TECH CABLES SOLUTIONS LIMITED
NOTES TO FINANCIAL STATEMENTS FOR THE YEAR ENDED MARCH 31, 2024

NOTE 30: FAIR VALUE MEASUREMENT

a) Financial instruments by category

Set out below, is a comparison by class of the carrying amounts and fair value of the Company's financial instruments, other than those with carrying amounts that are reasonable approximations of fair values as of the year end:

Financial assets	March 31, 2024			March 31, 2023		
	FVPL	FVOCI	Amortised Cost	FVPL	FVOCI	Amortised Cost
Trade receivables	-	-	57,855.64	-	-	41,035.54
Cash and cash equivalents	-	-	2,675.85	-	-	70.15
Loans	-	-	-	-	-	1.08
Derivative financial assets	15.41	8.73	-	125.54	-	-
Security deposits	-	-	123.38	-	-	-
Investment in mutual fund	25.06	-	-	-	-	85.67
Other financial assets	-	-	403.13	-	-	-
Total financial assets	40.47	8.73	61,058.00	125.54	-	41,192.44
Financial liabilities						
Borrowings	-	-	31,332.84	-	-	21,162.13
Trade payables	-	-	23,712.11	-	-	12,305.44
Acceptances	-	-	890.61	-	-	438.34
Derivative financial liabilities	87.54	-	-	36.03	40.16	-
Payables for purchase of property, plant and equipment	-	-	40.13	-	-	88.69
Other financial liabilities	-	-	46.21	-	-	32.50
Total financial liabilities	87.54	-	56,021.90	36.03	40.16	34,027.10

b) Fair value hierarchy

This section explains the judgements and estimates made in determining the fair values of the financial instruments that are recognised and measured at fair value. To provide an indication about the reliability of the inputs used in determining fair value, the Company has classified its financial instruments into the three levels prescribed under the accounting standard. An explanation of each level follows underneath the table.

Amount	Fair value measurement using		
	Quoted prices in active markets (Level 1)	Significant observable inputs (Level 2)	Significant unobservable inputs (Level 3)
Financial assets and liabilities measured at fair value - recurring fair value measurements			
Derivative financial assets - Foreign exchange forward contracts			
As at March 31, 2024	24.14	-	24.14
As at March 31, 2023	125.54	-	125.54
Investment in mutual fund			
As at March 31, 2024	25.06	25.06	-
As at March 31, 2023	-	-	-
Financial liabilities and liabilities measured at fair value - recurring fair value measurements			
Derivative financial liabilities - Foreign exchange forward contracts			
As at March 31, 2024	87.54	-	87.54
As at March 31, 2023	76.19	-	76.19

Level 1: Level 1 hierarchy includes financial instruments measured using quoted prices.

Level 2: The fair value of financial instruments that are not traded in an active market is determined using valuation techniques which maximize the use of observable market data and rely as little as possible on entity-specific estimates. If all significant inputs required to fair value an instrument are observable, the instrument is included in level 2.

Level 3: If one or more of the significant inputs is not based on observable market data, the instrument is included in level 3.

There have been no transfers among Level 1, Level 2 and Level 3.

c) Valuation technique used to determine fair value

The fair value of the financial assets and liabilities is included at the amount at which the instrument could be exchanged in a current transaction between willing parties, other than in a forced or liquidation sale. The following methods and assumptions were used to estimate the fair values:

The Company enters into derivative financial instruments with financial institutions with investment grade credit ratings. Foreign exchange forward contracts are valued using valuation techniques, which employs the use of market observable inputs. The most frequently applied valuation techniques include forward pricing model, using present value calculations. The models incorporate various inputs including the foreign exchange spot and forward rates, yield curves of the respective currencies, currency basis spread between the respective currencies, etc. The changes in counterparty credit risk had no material effect on the hedge effectiveness assessment for derivatives designated in hedge relationships and other financial instruments recognised at fair value.

The management assessed that cash and cash equivalents, trade receivables, trade payables, other current assets and liabilities approximate their carrying amounts largely due to the short-term maturities of these instruments. The management has further assessed that borrowings availed and loans given approximate their carrying amounts largely due to the interest rates being variable, movements in interest rates from the recognition of such financial instrument till period end not being material.



AT



NOTE 31: FINANCIAL RISK MANAGEMENT

The company's principal financial liabilities, comprise borrowings, trade and other payables and other financial liabilities. The main purpose of these financial liabilities is to finance the company's operations. The company's principal financial assets include investments, loans, trade and other receivables, cash and short-term deposits and other financial assets that arise directly from its operations. The company also enters into derivative transactions.

The company's activities expose it to market risk, credit risk and liquidity risk. The company's senior management oversees the activities to manage these risks. All derivative activities for risk management purposes are carried out by specialist teams that have the appropriate skills, experience and supervision. It is the company's policy that no trading in derivatives for speculative purposes should be undertaken. The Risk Management policies of the company are established to identify and analyse the risks faced by the company, to set appropriate risk limits and controls and to monitor risks and adherence to limits. Risk management policies and systems are approved and reviewed regularly by the Board to reflect changes in market conditions and the company's activities. Management has overall responsibility for the establishment and oversight of the company's risk management framework. The risks to which company is exposed and related risk management policies are summarized below -

(a) Market risk

Market risk is the risk that the fair value of future cash flows of a financial instrument will fluctuate because of changes in market prices. Market risk comprises three types of risk: interest rate risk, currency risk and price risk, such as equity price risk and commodity risk. Financial instruments affected by market risk mainly includes loans given and borrowings, financial assets and liabilities in foreign currency, investments in unquoted instruments and derivative financial instruments.

The sensitivity analysis in the following sections relate to the position as at March 31, 2024 and March 31, 2023.

The sensitivity analysis have been prepared on the basis that the amount of debt, the ratio of fixed to floating interest rates of the debt and derivatives and the proportion of financial instruments in foreign currencies are all constant and on the basis of hedge designations in place at March 31, 2024 and March 31, 2023.

The following assumption has been made in calculating the sensitivity analyses:

- The sensitivity of the relevant statement of profit or loss item is the effect of the assumed changes in respective market risks. This is based on the financial assets and financial liabilities held at March 31, 2024 and March 31, 2023.

Interest rate risk

Interest rate risk is the risk that the fair value or the future cash flows of a financial instrument will fluctuate because of changes in interest rates. The company's exposure to the risk of changes in interest rate primarily relates to the company's debt obligations with floating interest rates.

The company is exposed to the interest rate fluctuation in domestic borrowings. At March 31, 2024, 0% of the company's borrowings are at a fixed rate of interest (March 31, 2023: 0%).

Variable rate borrowings
Total borrowings

March 31, 2024 (Rs. in Lakhs)	March 31, 2023 (Rs. in Lakhs)
31,332.84	21,162.13
31,332.84	21,162.13

Interest rate sensitivity

The following table demonstrates the sensitivity to a reasonably possible change in the interest rates on borrowings at variable interest rate. With all the other variables held constant, the company's profit before tax is affected through

Particulars	Increase/Decrease in Basis Points	(Rs. in Lakhs)
		Effect on profit before tax / pre- tax equity Decrease/ (increase)
March 31, 2024		
Base Rate	+50	156.66
Base Rate	-50	(156.66)
March 31, 2023		
Base Rate	+50	105.81
Base Rate	-50	(105.81)

Foreign currency risk

The company operates internationally and is exposed to foreign exchange risk arising from foreign currency transactions, primarily with respect to the USD, EURO and GBP. Foreign exchange risk arises from future commercial transactions and recognised assets and liabilities denominated in a currency that is not the company's functional currency (INR). The risk is measured through a forecast of highly probable foreign currency cash flows. The objective of the hedges is to minimize the volatility of the INR cash flows of highly probable forecast transactions.

The company has a policy to keep minimum forex exposure on the books that are likely to occur within a 15-month period for hedges of forecasted sales and purchases. As per the risk management policy, foreign exchange forward contracts are taken to hedge its exposure in the foreign currency risk. During the year ended March 31, 2024 and March 31, 2023, the company did not have any hedging instruments with terms which were not aligned with those of the hedged items.

When a derivative is entered into for the purpose of hedge, the company negotiates the terms of those derivatives to match the terms of the underlying exposure. For hedges of forecast transactions the derivatives cover the period of exposure from the point the cash flows of the transactions are forecasted up to the point of settlement of the resulting receivable or payable that is denominated in the foreign currency.

Out of total foreign currency exposure the company has hedged the significant exposure as at March 31, 2024 and as at March 31, 2023.

The company exposure to foreign currency risk at the end of the year expressed in INR are as follows:

March 31, 2024


Financial Assets	(Rs. in Lakhs)		
	USD	EUR	GBP
Trade receivable	34,358.78	226.30	1,483.05
Derivative Assets			
Foreign exchange forward contracts - Sell foreign currency	39,814.21	-	1,951.42
Net Exposure to foreign currency risk (Assets)	(5,455.43)	226.30	(468.37)

March 31, 2024


Financial Liabilities	(Rs. in Lakhs)		
	USD	EUR	GBP
Payables for purchase of property, plant & equipments	-	-	-
Trade Payables	900.33	303.04	1.25
Derivative Liabilities			
Foreign exchange forward contracts - Buy foreign currency	846.60	105.74	-
Net Exposure to foreign currency risk (Liabilities)	53.73	197.30	1.25

March 31, 2023

Financial Assets	(Rs. in Lakhs)		
	USD	EUR	GBP
Trade receivable	30,703.48	-	-
Derivative Assets			
Foreign exchange forward contracts - Sell foreign currency	30,563.22	-	-
Net Exposure to foreign currency risk (Assets)	140.26	-	-



AJ



NOTE 31: FINANCIAL RISK MANAGEMENT

March 31, 2023

Financial Liabilities	(Rs. in Lakhs)		
	USD	EUR	GBP
Payables for purchase of property, plant & equipment's	-	-	-
Trade Payables	2,104.30	148.90	-
Derivative Liabilities	-	-	-
Foreign exchange forward contracts - Buy foreign currency	2,075.11	58.18	-
Net Exposure to foreign currency risk (Liabilities)	29.19	90.73	-

Foreign currency sensitivity

The following tables demonstrate the sensitivity to a reasonably possible change in AED, USD, EUR and GBP exchange rates, with all other variables held constant. The impact on the company's profit before tax is due to changes in the fair value of monetary assets and liabilities. The impact on the company's pre-tax equity is due to changes in the fair value of forward exchange contracts designated as cash flow hedges. The company's exposure to foreign currency changes for all other currencies is not material. With all the other variable held constant, the company's profit before tax is affected through the impact on change of foreign currency rate as follows-

	(Rs. in Lakhs)					
	Change in USD rate	Effect on profit before tax / pre-tax equity	Change in Euro rate	Effect on profit before tax / pre-tax equity	Change in GBP rate	Effect on profit before tax / pre-tax equity
March 31, 2024	+5%	(275.46)/(3.18)	+5%	1.45/(0.00)	+5%	(23.48)/(0.00)
	-5%	275.46/3.18	-5%	(1.45)/(0.00)	-5%	23.48/0.00
March 31, 2023	+5%	5.55/93.84	+5%	(4.54)/(0.00)	+5%	-
	-5%	(5.55)/(93.84)	-5%	4.54/0.00	-5%	-

(b) Credit risk

Credit risk is the risk that a counterparty will not meet its obligations under a contract, leading to a financial loss. The company is exposed to credit risk from its operating activities (primarily trade receivables) and from its investing activities, including deposits with banks, foreign exchange transactions and other financial instruments.

Trade receivables

Customer credit risk is managed as per the company's established policy, procedures and control relating to customer credit risk management. Credit quality of a customer is assessed taking into account its financial position, past experience and other factors, e.g. credit rating and individual credit limits are defined in accordance with credit assessment. Outstanding customer receivables are regularly monitored.

An impairment analysis is performed at each reporting date on an individual basis for major customers. In addition, a large number of minor receivables are grouped into homogenous groups and assessed for impairment collectively. The assessment is based on historical information of defaults. The maximum exposure to credit risk at the reporting date is the carrying value of each class of financial assets. The company does not hold collateral as security. During the year, the company made write-offs of Rs. Nil (March 31, 2024: Rs. Nil) trade receivables.

The company's customer profile for revenue contracts majorly includes its related parties. Accordingly, the company's customer credit risk is low. General payment terms include payments with a credit period ranging from 30 to 180 days. The company provides for expected credit loss based on life-time expected credit losses (simplified approach). The Company has a detailed review mechanism of overdue customer receivables at various levels within organisation to ensure proper attention and focus for realization and based on assessment performed management has concluded that impact of expected credit loss is not material and no provision has been made against trade receivable to cover the provision on account of expected credit loss.

Details of Expected credit loss for trade receivables is as follows:

Particulars	March 31, 2024			March 31, 2023		
	less than 1 year	more than 1 year	Total	less than 1 year	more than 1 year	Total
Gross carrying amount - trade receivables	57,855.64	-	57,855.64	41,035.54	-	41,035.54
Expected loss rate	0.00%	0.00%	0.00%	0.00%	0.00%	0.00%
Expected credit losses - trade receivables	-	-	-	-	-	-
Carrying amount of trade receivable (net of provision)	57,855.64	-	57,855.64	41,035.54	-	41,035.54

Financial instruments and cash deposits

Credit risk from balances with banks and financial institutions is managed by the company's treasury department in accordance with the company's policy. Investments of surplus funds are made only with approved counterparties and within credit limits assigned to each counterparty. Counterparty credit limits are reviewed by the company on an annual basis, and may be updated throughout the year. The limits are set to minimize the concentration of risks and therefore mitigate financial loss through counterparty's potential failure to make payments.


The company's maximum exposure to credit risk for the components of the balance sheet at March 31, 2024 and March 31, 2023 is the carrying amounts of each class of financial assets.

(c) Liquidity risk


Liquidity risk is the risk that the company may encounter difficulty in meeting its present and future obligations associated with financial liabilities that are required to be settled by delivering cash or another financial asset. The company's objective is to, at all times, maintain optimum levels of liquidity to meet its cash and collateral obligations. The company requires funds both for short term operational needs as well as for long term investment programs mainly in growth projects. The company closely monitors its liquidity position and deploys a robust cash management system. It aims to minimize these risks by generating sufficient cash flows from its current operations, which in addition to the available cash and cash equivalents, liquid investments and sufficient committed fund facilities which will provide liquidity.

The liquidity risk is managed on the basis of expected maturity dates of the financial liabilities. The average credit period taken to settle trade payables is about 60 - 180 days. The other payables are with short term durations. The carrying amounts are assumed to be reasonable approximation of fair value. The table below summarizes the maturity profile of the company's financial liabilities based on contractual undiscounted payments:

Particulars	(Rs. in Lakhs)					
	Payable on demand	Less than 3 months	3 months to 12 months	1 year to 5 years	>5 years	Total
As at March 31, 2024						
Borrowings	-	-	-	-	-	-
Other financial liabilities	13,532.84	10,000.00	2,000.00	5,800.00	-	31,332.84
Trade payables	-	24.24	21.97	-	-	46.21
Payables for purchase of Property, plant and equipments	-	21,625.71	2,977.01	-	-	24,602.72
Derivative instruments	-	40.13	-	-	-	40.13
	-	58.37	5.04	-	-	63.41
	13,532.84	31,748.45	5,004.02	5,800.00	-	56,085.31
As at March 31, 2023						
Borrowings	11,862.13	-	1,500.00	7,800.00	-	21,162.13
Other financial liabilities	-	19.28	13.22	-	-	32.50
Trade payables	-	12,583.29	107.05	53.44	-	12,743.78
Payables for purchase of Property, plant and equipments	-	86.87	1.81	-	-	88.68
Derivative instruments	-	39.92	36.26	-	-	76.18
	11,862.13	12,729.36	1,658.34	7,853.44	-	34,103.27



AT



NOTE 31: FINANCIAL RISK MANAGEMENT

Cash flow hedges

Foreign exchange forward contracts are designated as hedging instruments in cash flow hedges of highly probable forecast transactions/firm commitments for sales and purchases in AED, USD, EUR and GBP. The foreign exchange forward contract balances vary with the level of expected foreign currency sales and purchases and changes in foreign exchange forward rates.

The cash flow hedges for such derivative contracts as at March 31, 2024 were assessed to be highly effective and a net unrealized gain of Rs. 8.73 lakhs, with a deferred tax liability of Rs 1.36 lakhs relating to the hedging instruments, is included in OCI. Comparatively, the cash flow hedges as at March 31, 2023 were assessed to be highly effective and an unrealized loss of Rs. 40.16 lakhs, with a deferred tax asset of Rs. 6.89 lakhs was included in OCI in respect of these contracts. The amounts retained in OCI at March 31, 2024 are expected to mature and affect the statement of profit and loss during the year ended March 31, 2025.

Impact of hedging activities

(a) Disclosure of effects of hedge accounting on financial position:

March 31, 2024

Types of hedge and risks	Nominal Value	Carrying Amount of Hedging Instruments	Maturity date	Hedge ratio*	Weighted average Strike Price/Rate	Changes in fair value of hedging instrument	(Rs. in Lakhs)
							Change in the value of hedged item used as the basis for recognizing hedge effectiveness
Assets / (Liabilities)							
Cash flow hedge							
<u>Foreign exchange risk</u>							
(i) Foreign exchange forward contracts- Assets	50.36	0.09	April 2024- Mar 2025	1:1	AUD:INR 54.60	0.09	(0.09)
(ii) Foreign exchange forward contracts- Liabilities	63.67	(0.01)	April 2024- Mar 2025	1:1	USD:INR-83.49	(0.01)	0.01

March 31, 2023

Types of hedge and risks	Nominal Value	Carrying Amount of Hedging Instruments	Maturity date	Hedge ratio*	Weighted average Strike Price/Rate	Changes in fair value of hedging instrument	(Rs. in Lakhs)
							Change in the value of hedged item used as the basis for recognizing hedge effectiveness
Assets / (Liabilities)							
Cash flow hedge							
<u>Foreign exchange risk</u>							
(i) Foreign exchange forward contracts- Assets	78.51	0.77	April 2023- Mar 2024	1:1	USD:INR-83.28	0.77	(0.77)
(ii) Foreign exchange forward contracts- Liabilities	1,748.67	(9.43)	April 2023- Mar 2024	1:1	USD:INR-83.27	(9.43)	9.43



AJ



NOTE 31: FINANCIAL RISK MANAGEMENT

(b) Disclosure of effects of hedge accounting on financial performance

March 31, 2024				(Rs. in Lakhs)
Type of hedge	Change in the Value of hedging instrument recognised in other comprehensive income	Hedge ineffectiveness recognised in profit or loss	Amount reclassified from cash flow hedging reserve to profit or loss	Line item affected in statement of profit and loss because of the reclassification
Cash flow hedge Foreign exchange risk	0.68	-	(8.73)	Revenue and COGS


March 31, 2023				(Rs. in Lakhs)
Type of hedge	Change in the Value of hedging instrument recognised in other comprehensive income	Hedge ineffectiveness recognised in profit or loss	Amount reclassified from cash flow hedging reserve to profit or loss	Line item affected in statement of profit and loss because of the reclassification
Cash flow hedge Foreign exchange risk	(8.65)	-	40.15	Revenue and COGS

The company's hedging policy requires for effective hedge relationships to be established. Hedge effectiveness is determined at the inception of the hedge relationship and through periodic prospective effectiveness assessments to ensure that an economic relationship exists between the hedged item and hedging instrument. The company enters into hedge relationships where the critical terms of the hedging instrument match exactly with the terms of the hedged item, and so a qualitative assessment of effectiveness is performed. If changes in circumstances affect the terms of the hedged item such that the critical terms no longer match exactly with the critical terms of the hedging instrument, the company uses the hypothetical derivative method to assess effectiveness.

Ineffectiveness is recognised on a cash flow hedge where the cumulative change in the designated component value of the hedging instrument exceeds on an absolute basis the change in value of the hedged item attributable to the hedged risk. In hedges of foreign currency forecast sale may arise if:

- the critical terms of the hedging instrument and the hedged item differ (i.e. nominal amounts, timing of the forecast transaction, interest resets changes from what was originally estimated), or
- differences arise between the credit risk inherent within the hedged item and the hedging instrument.

Refer note 13 for the details related to movement in cash flow hedging reserve.



AJ



STERLITE TECH CABLES SOLUTIONS LIMITED
NOTES TO FINANCIAL STATEMENTS FOR THE YEAR ENDED MARCH 31, 2024

NOTE 32: RELATED PARTY TRANSACTIONS

A. Name of related party and nature of relationships:

Related parties where control exists:

Sterlite Technologies Limited, India	Immediate holding company
Twinstar Overseas Limited, Mauritius	Intermediate holding company
Volcan Investments Limited, Bahamas	Ultimate holding company

Other related parties under IND AS-24 "Related party disclosures" with whom transactions have taken place during the year

Metallurgica Bresciana S.p.A, Italy	Fellow Subsidiary
Sterlite Technologies Inc., U.S.A.	Fellow Subsidiary
Sterlite Technologies DMCC, Dubai	Fellow Subsidiary
STL Digital Limited, India	Fellow Subsidiary

Entities where key management personnel or relatives of key management personnel have significant influence

Runaya Private Limited, India
Sterlite Tech Foundation, India

Key management personnel (KMP)

Mr. Paul Atkinson - Director w.e.f August 1, 2022
Mr. Sumit Mukherjee - Director w.e.f October 14, 2022
Mr. Ankit Agarwal - Additional director w.e.f March 30, 2024
Mr. Venkatesh Murthy - Director and Chief executive officer
Ms. Anjali Byce - Director w.e.f February 23, 2023
Mr. Ajay Jhanjhari - Chief financial officer w.e.f March 30, 2024
Ms. Mrunal Asawadekar - Company secretary w.e.f March 30, 2024

Ultimate controlling party

Sterlite Tech Cables Solutions limited is a wholly owned subsidiary of Sterlite Technologies Limited. Sterlite Technology limited is a majority-owned and controlled subsidiary of Twin Star Overseas Limited (Twin Star). Volcan Investments Limited ('Volcan') holds 100 % of the share capital and 100 % of the voting rights of Twin Star Overseas Limited. Volcan is 100 % beneficially owned and controlled by the Anil Agarwal Discretionary Trust ('Trust'). Mr. Anil Agarwal is the protector and the one of the beneficiaries of the Trust. Twin Star Overseas Limited, Volcan Investments Limited, and Anil Agarwal Discretionary Trust do not produce Group financial statements.

B. Transactions with related parties during the year and outstanding balances are as follows:

Transactions with Sterlite Technologies Limited

	March 31, 2024 (Rs. in lakhs)	March 31, 2023 (Rs. in lakhs)
Transactions during the year		
Loan received	41,415.04	109,983.28
Interest expenses	382.34	970.26
Repayment of loans	39,829.57	121,957.26
Purchase of goods and services	32,040.92	37,204.38
Sale of goods and services	36,323.99	25,199.72
Royalty expense	4,358.73	3,787.43
Group IT and other support charges	4,048.17	2,820.33
Rent of machine	4.16	-
Employee benefit expenses	7.54	-
Subscription for new equity shares as a result of bonus issue (Refer note 12)	1,500.00	-
Reimbursement of expense	-	15.00
Outstanding balances		
Borrowings	5,470.27	3,884.80
Interest accrued on loan	99.81	36.87
Payables for purchase of goods and services	17,994.62	6,756.93
Receivables for sale of goods and services	24,226.94	11,014.28
Advances	8,000.00	2,697.18

Transactions with Metallurgica Bresciana S.p.A

Transactions during the year		
Purchase of goods and services	113.81	18.04
Sales of goods and services	439.76	-
Outstanding balances		
Payables for purchase of goods and services	128.36	18.04

Transactions with Sterlite Technologies Inc.

Transactions during the year		
Sale of goods and services	27,102.86	86,053.06
Sale of assets	268.21	-
Sales promotion	-	202.31
Outstanding balances		
Receivables for sale of goods and services	33,038.07	30,021.25



STERLITE TECH CABLES SOLUTIONS LIMITED
NOTES TO FINANCIAL STATEMENTS FOR THE YEAR ENDED MARCH 31, 2024

Transactions with Sterlite Technologies DMCC

Transactions during the year

Sale of goods and services 4,118.05

Outstanding balances

Receivables for sale of goods and services 590.63

Transactions with Runaya Private Limited

Transactions during the year

Purchase of goods and services 1,005.00

Outstanding balances

Payables for purchase of goods and services 316.55

Transactions with Sterlite Tech Foundation

Transactions during the year

Contribution towards CSR 209.00

STL Digital Limited

Transactions during the year

Purchase of services 20.12

Outstanding balances

Payables for purchase of services 6.27

NOTE 33: DETAILS OF DUES TO MICRO AND SMALL ENTERPRISES AS DEFINED UNDER MSMED ACT, 2006

The Company has certain dues to suppliers registered under Micro, Small and Medium Enterprises Development Act, 2006 ('MSMED Act'). The disclosures pursuant to the said MSMED Act are as follows:

Particulars	March 31, 2024 (Rs. in lakhs)	March 31, 2023 (Rs. in lakhs)
(a) The principal amount and the interest due thereon remaining unpaid to any supplier at the end of each accounting year		
Principal amount due to supplier*	1,377.11	1,373.22
Interest amount due to supplier	28.95	12.05
(b) The amount of interest paid by the buyer in terms of Section 16 of the Micro, Small and Medium Enterprises Development Act, 2006 along with the amount of the payment made to the supplier beyond the appointed day during each accounting year.	-	-
(c) The amount of interest due and payable for the year of delay in making payment but without adding the interest specified under the Micro, Small and Medium Enterprises Development Act, 2006	-	-
(d) The amount of interest accrued and remaining unpaid at the end of each accounting year	48.58	19.63
(e) The amount of further interest remaining due and payable even in the succeeding years, until such date when the interest dues above are actually paid to the small enterprise, for the purpose of disallowance of a deductible expenditure under Section 23 of the Micro, Small and Medium Enterprises Development Act, 2006	-	-

*Includes amount of Rs. 256.46 for acceptances.



AJ



STERI,ITE TECH CABLES SOLUTIONS LIMITED
NOTES TO FINANCIAL STATEMENTS FOR THE YEAR ENDED MARCH 31, 2024

NOTE 34: CAPITAL AND OTHER COMMITMENTS

Estimated amount of contracts remaining to be executed on capital account and not recognised for (net of advance) are Rs. 284.15 lakhs (March 31, 2023 : Rs. 216.70 lakhs) .

NOTE 35: CAPITAL MANAGEMENT

For the purpose of the Company's capital management, capital includes issued equity capital and all other equity reserves attributable to the shareholders of the Company. The primary objective of the Company's capital management is to ensure that it maintains a strong credit rating, healthy capital ratios in order to support its business and maximize shareholder value and optimal capital structure to reduce cost of capital.

The Company manages its capital structure and makes adjustments to it in light of changes in economic conditions and/or the requirements of the financial covenants. To maintain or adjust the capital structure, the Company may adjust the dividend payment to shareholders, return capital to shareholders or issue new shares. The Company monitors capital using a gearing ratio, which is net debt divided by total capital plus net debt. The Company's policy is to keep the gearing ratio optimum. The Company includes within net debt, interest bearing loans and borrowings less cash and cash equivalents.

Particulars	March 31, 2024 (Rs. in lakhs)	March 31, 2023 (Rs. in lakhs)
Interest bearing loans and borrowings	31,332.84	21,162.13
Less: Cash and cash equivalents	<u>(2,675.85)</u>	<u>(70.15)</u>
Net debt	28,656.99	21,091.98
Equity share capital	1,505.00	5.00
Other equity	28,271.87	25,599.17
Total capital	<u>29,776.87</u>	<u>25,604.17</u>
Capital and net debt	58,433.86	46,696.15
Gearing ratio	49.04%	45.17%

No changes were made in the objectives, policies or processes for managing capital during the years ended March 31, 2024 and March 31, 2023.

NOTE 36: SEGMENT REPORTING

The Company has only one operating segment which is Optical networking business (ONB) i.e. designing and manufacturing of optical fiber cables Accordingly, separate segment information is not required to be disclosed.

Geographical information

Particulars	March 31, 2024 (Rs. in lakhs)	March 31, 2023 (Rs. in lakhs)
(1) Revenue from external customers		
- Within India	34,693.12	27,635.22
- Outside India (majorly includes United States)	<u>34,955.26</u>	<u>87,859.83</u>
Total revenue as per statement of profit and loss	69,648.38	115,495.05
The revenue information above is based on the locations of the customers		
(2) Non-current assets		
- Within India	13,167.63	13,950.75
- Outside India	-	-
Total	<u>13,167.63</u>	<u>13,950.75</u>

(3) Revenue from external customers

Revenue from top two customers amounted to Rs. 63,426.85 lakhs (March 31, 2023: 111,252.78 lakhs).

NOTE 37: TRANSACTIONS WITH STRUCK OFF COMPANY

The Company does not have any transactions with companies struck-off under section 248 of the Companies Act, 2013 or section 560 of Companies Act, 1956.



STERLITE TECH CABLES SOLUTIONS LIMITED
NOTES TO FINANCIAL STATEMENTS FOR THE YEAR ENDED MARCH 31, 2024

NOTE 38: FINANCIAL PERFORMANCE RATIOS

Particulars	March 31, 2024	March 31, 2023	Variance	Note
A. Performance Ratios				
Net Profit ratio (i) (Profit after tax) / (Revenue from operations)	5.97%	20.78%	-71.27%	(i)
Net Capital turnover ratio (ii) (Revenue from operations) / (Closing working capital)	3.03	5.76	-47.36%	(i)
Return on Capital Employed (iii) (Profit before interest and tax) / (Closing capital employed*)	11.59%	65.66%	-82.35%	(i)
Return on Equity Ratio (iv) (Profit after tax) / (Closing shareholder's equity)	15.02%	176.22%	-91.48%	(i)
Return on investment (v) (Earnings before interest and tax) / (Closing total assets)	8.23%	50.59%	-83.73%	(i)
Debt Service Coverage ratio (vi) (Earnings available for debt service) / (Closing debt service)	0.16	4.15	-96.04%	(i)
B. Leverage Ratios				
Debt-Equity Ratio (Total debt) / (Total equity)	1.05	0.83	27.32%	(ii)
C. Liquidity Ratios				
Current Ratio (Current assets) / (Current liabilities)	1.45	1.73	-16.15%	
D. Activity Ratio				
Inventory turnover ratio (Cost of goods sold) / (Closing inventory)	17.05	40.20	-57.57%	(iii)
Trade Receivables turnover ratio (Revenue from operations) / (Closing current trade receivables)	1.20	2.81	-57.22%	(iv)
Trade Payables turnover ratio (vii) (Cost of goods sold) / (Closing trade payable)	1.76	4.69	-62.54%	(v)

*Closing capital employed = Tangible net worth + Gross debt + Deferred tax liability

Note: Explanation for change in ratio by more than 25%

- (i) The variation in ratios are on account of decrease in revenue and decrease in profits of the Company as compared to the previous year.
(ii) There is increase in loan outstanding balance as at March 31, 2024 as compared to the previous year. Further, there is decrease in profits of the Company due to decrease in revenue as compared to the previous year.
(iii) Decrease in inventory turnover ratio is due to decrease in operations and increase in inventories during the year.
(iv) Decrease in ratio is due to decrease in collection from the debtors as comparison to the previous year.
(v) Decrease in ratio is due to decrease in payment to the vendors as comparison to the previous year.

NOTE 39: CONTINGENT LIABILITIES

There are no contingent liabilities outstanding as at March 31, 2024 and March 31, 2023.

NOTE 40: UNDISCLOSED INCOME

There is no income surrendered or disclosed as income during the current or previous year in the tax assessments under the Income Tax Act, 1961, that has not been recorded in the books of account.

NOTE 41: ULTIMATE BENEFICIARY CLAUSE

The company has not advanced or loaned or invested funds to any other person(s) or entity(ies), including foreign entities (Intermediaries) with the understanding that the Intermediary shall:

- a. directly or indirectly lend or invest in other persons or entities identified in any manner whatsoever by or on behalf of the company (Ultimate Beneficiaries) or;
b. provide any guarantee, security or the like to or on behalf of the ultimate beneficiaries.

The company has not received any fund from any person(s) or entity(ies), including foreign entities (Funding Party) with the understanding (whether recorded in writing or otherwise) that the company shall:

- a. directly or indirectly lend or invest in other persons or entities identified in any manner whatsoever by or on behalf of the Funding Party (Ultimate Beneficiaries) or;
b. provide any guarantee, security or the like on behalf of the ultimate beneficiaries.

NOTE 42: CORPORATE SOCIAL RESPONSIBILITY

The company has spent an amount of Rs. 209.00 lakhs (March 31, 2023 Rs. 15.00 lakhs) during the year as required under Section 135 of The Companies Act, 2013 in the areas of education, healthcare, woman empowerment and environment.

The amount was spent by way of contribution to Sterlite Tech Foundation of Rs. 209.00 lakhs.

Details of CSR Expenditure:

Particulars	March 31, 2024 (Rs. In lakhs)	March 31, 2023 (Rs. In lakhs)
A. Gross amount required to be spent by the Company as per section 135 of The Companies Act, 2013	209.00	15.00
B. Amount Spent During the year on		
(i) Construction/Acquisition of any assets	-	-
(ii) On Purpose other than (i) above	209.00	15.00



STERLITE TECH CABLES SOLUTIONS LIMITED
Notes to financial statements for the year ended March 31, 2024

Note 43 : EMPLOYEE SHARE BASED PAYMENTS

The parent company (Sterlite Technologies Limited) of the company has established employees stock options plan, 2010 ("ESOP Scheme") for its employees pursuant to the special resolution passed by shareholders at the annual general meeting held on July 14, 2010. The employee stock option plan is designed to provide incentives to the employees of the company to deliver long-term returns and is an equity settled plan. The ESOP Scheme is administered by the Nomination and Remuneration Committee of the parent company. Participation in the plan is at the Nomination and Remuneration Committee's discretion and no individual has a contractual right to participate in the ESOP Scheme or to receive any guaranteed benefits. Options granted under ESOP scheme would vest in not less than one year and not more than five years from the date of grant of the options. The Nomination and Remuneration Committee of the Company has approved multiple grants with related vesting conditions. Vesting of the options would be subject to continuous employment with the Company and hence, the options would vest with passage of time. In addition to this, the Nomination and Remuneration Committee may also specify certain performance parameters subject to which the options would vest. Such options would vest when the performance parameters are met.

Once vested, the options remain exercisable for a period of maximum five years. Options granted under the plan are for no consideration and carry no dividend or voting rights. On exercise, each option is convertible into one equity share. The exercise price is ₹ 2 per option.

The ESOP Scheme of the Parent Company is also applicable for the eligible employees of the company (Sterlite Tech Cables Solutions Limited).

The Company has charged ₹ 7.54 lakhs (31 March 2023: Nil) to the statement of profit and loss in respect of options granted under ESOP scheme of the Parent Company.

a) Set Out Below is the summary of options granted under the plan.

	March 31, 2024	
	Average exercise price per share option (INR)	Number of options
Opening Balance	2	13,233
Granted during the year	2	5,100
Exercised during the year	2	(5,282)
Expired/cancelled during the year	2	(2,995)
Closing Balance		10,056
Vested and Exercisable		1,633

Weighted average share price at the date of exercise of options exercised during the year ended 31 March 2024 is Rs.149.62.

Share options outstanding at the end of the year have the following expiry date and exercise prices:

Grant date	Expiry date	Exercise price (INR)	Share options outstanding on March 31, 2024
19 July 2017	01 August 2027	2	-
19 July 2018	01 August 2028	2	530
24 October 2019	24 October 2029	2	1,633
21 July 2021	31 July 2031	2	588
19 July 2022	31 July 2032	2	2,205
26 July 2023	27 July 2027	2	5,100
Total			10,056

Weighted Average remaining contractual life of the options outstanding at the end of the year 1.41

b) Fair value of the options granted during the year-

Date of grant- July 26, 2023

The parent entity has granted 5,100 options to the employees of the company (Sterlite Tech Cables Solutions Limited) under ESOP scheme based on following criteria and related assumptions:

- Vesting criteria - Assured vesting of 25% options in four years subject to continuous employment with the Company.
- Fair Valuation Method- Black Scholes options pricing model

Variables	Vest 1 - Vest 4
	August 2024 - August 2027
Share price at grant date	148.60
Volatility	38.20%
Risk free rate	7.03%
Exercise price (Rs per Option)	2.00
Life of the option	2.52
Dividend yield	0.59%
Outputs	
Option fair value	144.70
Vesting percentage	25.00%
Fair value of the option (Black Scholes model)	144.70

The expected price volatility is based on historical volatility (based on remaining life of the options) adjusted for any expected change to future volatility due to publicly available information.



2. Vesting criteria - 25% Vesting based on share price performance (SPP)
 Fair Valuation Method - Monte carlo simulation model

Vesting of these options is dependent on the share price performance (SPP) conditions of FY 2023-24 identified by Nomination and Remuneration Committee of the parent company. The Monte carlo model requires the following information of the company and comparative group companies:

- the historical share price and expected volatility during the performance period
- Risk free interest rate of the country where stock of comparator group is listed
- Dividend yield based on historical dividend payments
- Estimate of correlation coefficients for each pair of company

Assumptions used are as follows:

Variables	
Share price at Grant Date	
Volatility	148.60
Risk Free rate	28.90%
Exercise Price (Rs per Option)	7.03%
Life of the Option	2.00
Dividend Yield	0.81
Fair Value of the option	0.59%
	56.10

3. Vesting criteria - 50% Vesting based on achievement of target EBITDA

Fair Valuation Method - Monte carlo simulation model

Vesting of these options is dependent on the achievement of target EBITDA during the performance of FY 2023-24 as per the criteria determined by Nomination and Remuneration Committee. The Monte carlo model requires the following information of the company :

- the historical share price and expected volatility during the performance period
- Risk free interest rate of the company
- Dividend yield based on historical dividend payments
- Estimate of EBITDA as per approved business plan

Assumptions used are as follows:

Fair Valuation Method - Monte carlo simulation model

Assumptions used are as follows:

Variables	
Share price at Grant Date	
Volatility	148.60
Risk Free rate	28.90%
Exercise Price (Rs per Option)	7.03%
Life of the Option	2.00
Dividend Yield	0.81
Fair Value of the option	0.59%
	93.60



AJ



STERLITE TECH CABLES SOLUTIONS LIMITED
NOTES TO FINANCIAL STATEMENTS FOR THE YEAR ENDED MARCH 31, 2024

NOTE 44: DETAILS OF CRYPTO CURRENCY OR VIRTUAL CURRENCY

The Company has not traded or invested in crypto currency or virtual currency during the current or previous year.

NOTE 45: COMPLIANCE WITH APPROVED SCHEME OF ARRANGEMENTS

The company has not entered into any Scheme of Arrangements that are approved by the Competent Authority in terms of sections 230 to 237 of the Companies Act, 2013.

NOTE 46: COMPLIANCE WITH NUMBER OF LAYERS OF COMPANIES

The company has complied with the number of layers prescribed under the Companies Act, 2013.

NOTE 47: OUTSTANDING UNDISPUTED STATUTORY DUES

There is an outstanding provident fund balance amounting to Rs. 1.70 lakhs as at March 31, 2024 for a period of more than 6 six months, due to technical issues on portal with respect to KYC of an employee. The company is in the process of resolving the same.

NOTE 48: PREVIOUS YEAR FIGURES

Previous year figures have been reclassified wherever necessary to conform to the current year's presentation.

The accompanying notes are an integral part of the financial statements

As per our report of even date

For Price Waterhouse Chartered Accountants LLP
Firm Registration No: 012754N/N500016



Disha Maheshwari
Partner
Membership Number: 110159

Place: Pune
Date: May 08, 2024

For and on behalf of the board of directors of
Sterlite Tech Cables Solutions Limited



Ankit Agrawal
Director
DIN: 03344202

Place: Mumbai
Date: May 08, 2024



Anjali Byee
Director
DIN: 07115529

Place: Mumbai
Date: May 08, 2024



Ajay Jhanjhari
Chief financial officer

Place: Mumbai
Date: May 08, 2024



Mrunal Asawadekar
Company secretary
Membership Number: A24346

Place: Mumbai
Date: May 08, 2024



Venkatesh Murthy
Director and
chief executive officer

DIN: 08567907
Place: Mumbai
Date: May 08, 2024


STL Networks Limited
BALANCE SHEET AS AT MARCH 31, 2024
(All amounts are in INR hundreds, unless otherwise stated)

	Note	31 March 2024	31 March 2023
ASSETS			
Current assets			
Financial assets			
(i) Cash and cash equivalents	3	1,768	4,513
(ii) Other current financial assets	4	1,125	-
Total Current Assets		2,893	4,513
Total Assets		2,893	4,513
EQUITY AND LIABILITIES			
Equity			
Equity share capital	5	5,000	5,000
Other Equity	6	(4,745)	(2,006)
Total Equity		255	2,094
Current liabilities			
Financial liabilities			
(i) Trade payables	7	-	-
(A) total outstanding dues of micro enterprises and small enterprises (refer note 17)			
(B) total outstanding dues of creditors other than micro enterprises and small enterprises		1,143	1,080
(ii) Others	8	1,239	1,239
Other current liabilities	9	256	100
Total Current Liabilities		2,637	2,419
Total Liabilities		2,637	2,419
Total Equity & Liabilities		2,893	4,513
Summary of material accounting policies	2		

The accompanying notes are an integral part of the financial statements

As per our report of even date

For Price Waterhouse Chartered Accountants LLP
Firm Registration No: 012754N/N500016



Disha Maheshwari
Partner
Membership Number: 110159

Place : Pune
Date : May 21, 2024

For and on behalf of the board of directors of
STL Networks Limited



Praveen Cherian
Director
DIN: 01991389

Place : Pune
Date : May 21, 2024



Gopal Chandra Rastogi
Director
DIN: 10302407



STL Networks Limited
STATEMENT OF PROFIT AND LOSS FOR THE YEAR ENDED 31 March 2024
 (All amounts are in INR hundreds, unless otherwise stated)

	Note	For the year ended 31 March 2024	For the year ended 31 March 2023
INCOME			
Revenue from Operations		-	-
Total Income (I)		-	-
EXPENSES			
Other expenses	10	1,838.44	1,419
Total Expense (II)		1,838.44	1,419
Earnings before exceptional item, interest, tax, depreciation and amortisation (EBITDA) (I) - (II)		(1,838)	(1,419)
Depreciation and amortisation expenses		-	-
Finance Cost		-	-
Loss Before Tax		(1,838)	(1,419)
Tax expense:			
Current tax	12	-	-
Deferred tax		-	-
Total tax expenses		(1,838)	(1,419)
Loss for the year		(1,838)	(1,419)
Other Comprehensive income		-	-
Total Comprehensive income for the year		(1,838)	(1,419)
Loss per equity share			
Basic and diluted			
Computed on the basis of loss for the year	13	(0.04)	(0.03)
Summary of material accounting policies	2		

The accompanying notes are an integral part of the financial statements

For Price Waterhouse Chartered Accountants LLP
 Firm Registration No: 012754N/N500016


 Disha Maheshwari
 Partner
 Membership Number: 110159

Place : Pune
 Date : May 21, 2024

For and on behalf of the board of directors of
 STL Networks Limited


 Praveen Cherian
 Director
 DIN: 01991389

Place : Pune
 Date : May 21, 2024


 Gopal Chandra Rastogi
 Director
 DIN: 10302407



STL Networks Limited
STATEMENT OF CASH FLOWS FOR THE YEAR ENDED 31 MARCH 2024
 (All amounts are in INR hundreds, unless otherwise stated)

	For the year ended 31 March 2024	For the year ended 31 March 2023
A. Operating Activities		
Profit/(Loss) before tax	(1,838)	(1,419)
Adjustments to reconcile profit before tax to net cash flows:	-	-
Operating Profit/(Loss) before Working Capital Changes	(1,838)	(1,419)
Working Capital Adjustments:		
Increase/(Decrease) in Trade Payables	63	1,519
Increase/(Decrease) in Other Current Liability	156	(100)
(Increase)/Decrease in Other Financial Assets	(1,125)	-
Cash generated from/(used in) operations	(2,745)	-
Income Taxes Paid (net of refunds)	-	-
Net Cash generated from/(used in) operating activities (A)	(2,745)	-
B. Investing Activities		
Net cash generated from/(used in) operating activities (B)	-	-
C. Financing Activities		
Net cash inflow/(outflow) from financing activities (C)	-	-
Net increase/(decrease) in cash and cash equivalents (A+B+C)	(2,745)	-
Cash and cash equivalents as at the beginning of the year (Refer note 3)	4,513	4,513
Cash and cash equivalents as at the year end (Refer note 3)	<u>1,768</u>	<u>4,513</u>
Components of cash and cash equivalents:	31 March 2024	31 March 2023
Balances with banks :	1,768	4,513
Total cash and cash equivalents	<u>1,768</u>	<u>4,513</u>

The accompanying notes are an integral part of the financial statements.

For Price Waterhouse Chartered Accountants LLP
 Firm Registration No: 012754N/N500016



Disha Maheshwari
 Partner
 Membership Number: 110159

Place: Pune
 Date : May 21, 2024

For and on behalf of the board of directors of
 STL Networks Limited



Praveen Cherian
 Director
 DIN: 01991389

Place: Pune
 Date : May 21, 2024



Gopal Chandra Rastogi
 Director
 DIN: 10302407



STL Networks Limited
STATEMENT OF CHANGES IN EQUITY FOR THE YEAR ENDED 31 March 2024
 (All amounts are in INR hundreds, unless otherwise stated)

A. Equity share capital

Equity Shares of Rs. 10 each (issued, subscribed and fully paid)

At March 31, 2022

Changes in equity share capital

At March 31, 2023

Changes in equity share capital

At 31 March 2024

Note

	Nos	Amount
At March 31, 2022	50,000	5,000
At March 31, 2023	50,000	5,000
At 31 March 2024	50,000	5,000

B. Other equity

At March 31, 2022

Loss for the year

Other Comprehensive Income for the year

At March 31, 2023

Loss for the year

Other Comprehensive Income for the year

At 31 March 2024

Reserves and surplus	Total
Retained Earnings	
(1,487)	(1,487)
(1,419)	(1,419)
-	-
(2,906)	(2,906)
(1,838)	(1,838)
-	-
(4,745)	(4,745)

Summary of material accounting policies

2

The accompanying notes are an integral part of the financial statements

As per our report of even date

For Price Waterhouse Chartered Accountants LLP

Firm Registration No: 012754N/N500016



Disha Maheshwari
 Partner

Membership Number: 110159

Place : Pune

Date : May 21, 2024

For and on behalf of the board of directors of
 STL Networks Limited



Praveen Cheria
 Director
 DIN: 01991389

Place : Pune

Date : May 21, 2024



Gopal Chandra Rastogi
 Director
 DIN: 10302407



STL Networks Limited
 Notes to financial statements for the year ended 31 March 2024
 (All amounts are in INR hundreds, unless otherwise stated)

NOTE 3: CASH AND CASH EQUIVALENTS

	31 March 2024	31 March 2023
Balances with banks:		
In current accounts	1,768	4,513
Total cash and cash equivalents	1,768	4,513

NOTE 4: OTHER CURRENT FINANCIAL ASSETS

	31 March 2024	31 March 2023
Other Receivables	1,125	
Total Other Current Financial Assets	1,125	

NOTE 5: SHARE CAPITAL

	31 March 2024	31 March 2023
Authorised equity share capital (50,000 equity shares of Rs.10 each)		
No. of Shares	50,000	50,000
Total authorised equity share capital	5,000	5,000
Issued, subscribed and fully paid-up share capital		
50,000 equity shares of Rs 10 each fully paid up	5,000	5,000
Total issued, subscribed and fully paid-up share capital	5,000	5,000

a. Movement in equity share capital

	31 March 2024		31 March 2023	
	Nos	Amount	Nos	Amount
Outstanding at the beginning and end of the year	50,000	5,000	50,000	5,000

b. Terms and rights attached to equity shares

The Company has only one class of equity shares having a par value of Rs 10 per share. Each holder of equity shares is entitled to one vote per share. In the event of liquidation of the Company, the holders of equity shares will be entitled to receive remaining assets of the Company, after distribution of all preferential amounts. The distribution will be in proportion to the number of equity shares held by the shareholders.

c. Shares of the company held by holding company

	31 March 2024		31 March 2023	
	Numbers	% holding	Numbers	% holding
Immediate holding company				
Sterlite Technologies Limited and its nominee shareholders	50,000	100%	50,000	100%

d. Detail of shareholders holding more than 5% of shares in the company

	31 March 2024		31 March 2023	
	Numbers	% holding	Numbers	% holding
Sterlite Technologies Limited and its nominee shareholders	50,000	100%	50,000	100%

e. Detail of shareholding of promoters:

Name of Promoters	No. of Shares as at 31 March 2024	No. of Shares as at 31 March 2023	% change during the year ended 31 March 2024
Sterlite Technologies Limited	50,000	50,000	-

Signature
Topal



STL Networks Limited
 Notes to financial statements for the year ended 31 March 2024
 (All amounts are in INR hundreds, unless otherwise stated)
NOTE 6 : OTHER EQUITY

	31 March 2024	31 March 2023
Retained earnings		
Opening balance	(2,906)	(1,487)
Add: Net Loss for the year	(1,838)	(1,419)
Closing balance	(4,745)	(2,906)
Total retained earnings	(4,745)	(2,906)
Total other equity	(4,745)	(2,906)

NOTE 7: TRADE PAYABLES

	31 March 2024	31 March 2023
Current		
Trade payables: micro and small enterprises	-	-
Trade payables to related parties	-	-
Trade payable Others	1,143	1,080
Total trade payable	1,143	1,080

The above amount includes

As at 31 March 2024

Particulars	Not Due	Less than year	1-2 Years	2-3 Years	More than 3 years	Grand Total
Trade payables: micro and small enterprises	-	-	-	-	-	-
Trade payables to related parties	-	-	-	-	-	-
Trade payables: others	1,143	-	-	-	-	1,143
Total	1,143	-	-	-	-	1,143

As at 31 March 2023

Particulars	Not Due	Less than year	1-2 Years	2-3 Years	More than 3 years	Grand Total
Trade payables: micro and small enterprises	-	-	-	-	-	-
Trade payables to related parties	-	-	-	-	-	-
Trade payables: others	1,080	-	-	-	-	1,080
Total	1,080	-	-	-	-	1,080

NOTE 8: FINANCIAL LIABILITIES - OTHERS

	31 March 2024	31 March 2023
Current		
Reimbursement for Expenses Payable (Refer Note 15 (C))	1,239	1,239
	1,239	1,239

NOTE 9: OTHER CURRENT LIABILITIES

	31 March 2024	31 March 2023
Withholding taxes (TDS) payable	256	100
Total other current liabilities	256	100

(Handwritten signatures)



STL Networks Limited
Notes to financial statements for the year ended 31 March 2024
(All amounts are in INR hundreds, unless otherwise stated)

NOTE 10: OTHER EXPENSES

	For the year ended 31 March 2024	For the year ended 31 March 2023
Rates and Taxes	288	419
Payment to auditor (see note 11 below)	1,550	1,000
Total other expenses	1,838	1,419

Note 11 : Payment to auditor

	For the year ended 31 March 2024	For the year ended 31 March 2023
As auditor:		
Statutory Audit fee	1,050	1,000
Certification fee	500	-
Total payment to auditor	1,550	1,000

NOTE 12: TAX EXPENSES

	For the year ended 31 March 2024	For the year ended 31 March 2023
(a) Income tax expense		
- Current tax expense	-	-
- Deferred tax expense	-	-

(b) Reconciliation of tax expense & accounting profit multiplied by statutory tax rate for

	For the year ended 31 March 2024	For the year ended 31 March 2023
Loss before tax	(1,838)	(1,419)
Applicable tax rate	25.17%	25.17%
Computed tax expense	(463)	(357)
Tax losses for which no deferred tax was recognised	(463)	(357)
Tax Expense	-	-
Tax Expense as per statement of profit and loss	-	-

The company has not recognised deferred tax asset on business losses as the company is not likely to generate taxable income in the foreseeable future. These unused tax losses can be carried forward for period of 8 years as per the provisions of Income Tax Act, 1961. Considering loss incurred during the year and lack of probability of future recovery of losses incurred, tax expense for the year is Nil.

NOTE 13: LOSS PER SHARE

Basic loss per share are calculated by dividing the loss for the year attributable to equity holders by the weighted average number of Equity shares outstanding during the year. The following tables shows the computation of basic loss per share:

	For the year ended 31 March 2024	For the year ended 31 March 2023
(a) Basic Loss per share		
Loss for the year	(1,838)	(1,419)
Weighted average number of equity shares in calculating basic and diluted loss per share	50,000	50,000
Loss per share		
Basic (on nominal value of Rs. 10 per share) Rupees/share	(0.04)	(0.03)

There are no potential equity shares, hence diluted loss per share not applicable to the company

NOTE 14: FAIR VALUE MEASUREMENT

All the financial instruments of the entity are classified at amortised cost. The management assessed that cash and cash equivalents, trade payables and other financial liabilities approximate their carrying amounts largely due to the short-term maturities of these instruments and therefore carrying value of these instruments is considered to be the same as fair value. These instruments are included in level 3.

[Handwritten signature]
6/2024



NOTE 15: RELATED PARTY TRANSACTIONS

A. Parent Entities

The group is controlled by the following entity:

Name	Type
Sterlite Technologies Limited	Immediate Holding Company
Twin Star Overseas Limited, Mauritius	Intermediate Holding Company
Volcan Investments Limited, Bahamas	Ultimate Holding Company
Anil Agarwal Discretionary Trust	Ultimate Parent Entity

Note on ultimate holding company

Sterlite Technologies Limited is a majority-owned and controlled subsidiary of Twin Star Overseas Limited (Twin Star). Volcan Investments Limited ("Volcan") holds 100% of the share capital and 100% of the voting rights of Twin Star. Volcan is 100% beneficially owned and controlled by the Anil Agarwal Discretionary Trust ("Trust"). Mr. Anil Agarwal is the protector and the one of the beneficiaries of the Trust. Twin Star Overseas Limited, Volcan Investments Limited, and Anil Agarwal Discretionary Trust do not produce Group financial statements.

Key management personnel (KMP)

Ankit Agarwal - Director
Badri Gomati - Director (Upto April 14, 2023)
Sumit Mukherjee - Director (Upto April 14, 2023)
Pankaj Aggarwal - Director (Upto August 31, 2023)
Praveen Cherian - Director (from April 14, 2023)
Gopal Chandra Rastogi - Director (from August 31, 2023)

B. There are no transaction with related party during the current and previous year.

C. Balances outstanding with related parties as at the reporting dates:

Party name (Balance details)	Relationship	For the year ended 31 March 2024	For the year ended 31 March 2023
Sterlite Technologies Limited (Reimbursement of Expenses Payable)	Immediate Holding company	1,239	1,239
Outstanding balance		1,239	1,239

NOTE 16: FINANCIAL RISK MANAGEMENT

The Company does not have any operations. The Company's principal financial assets include cash and cash equivalents and financial liabilities in the nature of trade payables and Statutory dues.

Currently the company has adopted the risk management policies as defined by its holding company to manage risk's relevant to its operations. Management has overall responsibility for the establishment and oversight of the Company's risk management framework.

The Company's maximum exposure to credit risk for the components of the balance sheet of 31 March 2024 is the carrying amount of each class of financial assets.

Credit risk

The company is exposed to credit risk arising from financial assets in the nature of cash and cash equivalents and other Financial assets. The management manages credit risk by keeping its funds with reputed financial institutions with good credit rating. The company has adopted risk management policies as defined by its holding company to manage risks relevant to its operations.

Liquidity Risk

Liquidity risk is the risk that the Company may encounter difficulty in meeting its present and future obligations associated with financial liabilities that are required to be settled by delivering cash or another financial asset. The Company's objective is to, at all times, maintain optimum levels of liquidity to meet its obligations. Also, the company has received the letter of support dated May 08, 2024 from its holding company Sterlite technologies Limited for all necessary financial as well as operation support.

The liquidity risk is managed on the basis of expected maturity dates of the financial liabilities. The average credit period taken to settle trade payables is about 60 - 90 days. The carrying amounts are assumed to be reasonable approximation of fair value. The table below summarises the maturity profile of the Company's financial liabilities based on contractual undiscounted payments:

Particulars	Less than 1 Year	1-2 years	2-3 years	Total
As at March 31, 2024				
Trade payables	1,143	-	-	1,143
Financial Liability (current)	-	-	1,239	1,239
Other current liabilities	155	100	-	255
	1,298	100	1,239	2,637
As at March 31, 2023				
Trade payables	1,080	-	-	1,080
Financial Liability (current)	-	1,239	-	1,239
Other current liabilities	100	-	-	100
	1,180	1,239	-	2,419



Praveen Cherian
Praveen

STL Networks Limited

Notes to financial statements for the year ended 31 March 2024

(All amounts are in INR hundreds, unless otherwise stated)

NOTE 17: DETAILS OF DUES TO MICRO AND SMALL ENTERPRISES AS DEFINED UNDER MSMED ACT, 2006

There are no micro enterprises and small enterprises, to whom the company owes dues, which are outstanding as at 31 March 2024 and PY as at 31 March 2023. This information as required to be disclosed under the Micro, Small and Medium Enterprises Development Act, 2006 has been determined to the extent such parties have been indentified on the basis of information available with the company.

NOTE 18: CRITICAL ESTIMATES AND JUDGEMENTS

The company presently does not have any operations and therefore no critical estimates and judgements are involved in preparation of financial statements.

NOTE 19: SEGMENT REPORTING

The company does not have any operations and therefore there are no reportable segments.

NOTE 20: TRANSACTIONS WITH STRUCK OFF COMPANY

The Company does not have any transactions with companies struck-off under section 248 of the Companies Act, 2013 or section 560 of Companies Act, 1956.

NOTE 21: FINANCIAL PERFORMANCE RATIOS

Particulars	31 March 2024	31 March 2023	Variance	Reasons for Variance
A. Performance Ratios				
Return on Capital Employed (iii) (Profit before interest and tax) / (Closing capital employed)	-36.77%	-28.38%	30%	Decrease in the Return on Capital Employed is on account of the increased loss during the year.
Return on Equity Ratio (iv) (Profit after tax) / (Closing shareholder's equity)	-719.88%	-67.77%	962%	Increase on account of increased loss during the year.
Return on investment (v) (Earnings before interest and tax) / (Closing total assets)	-63.55%	-31.44%	102%	Increase on account of increased loss during the year.
B. Leverage Ratios				
Debt-Equity Ratio (Total debt) / (Total equity)	-	-	-	-
C. Liquidity Ratios				
Current Ratio (Current assets) / (Current liabilities)	1.10	1.87	-41%	The decrease in the liquidity ratio is on account of the increase in the other current liabilities of the company.

Shreyas Chaudhary



STL Networks Limited
Notes to financial statements for the year ended 31 March 2024
(All amounts are in INR hundreds, unless otherwise stated)

NOTE 22: CONTINGENT LIABILITIES

There is no contingent liabilities outstanding as at the end of the year (31 March 2023: NIL)

NOTE 23: ULTIMATE BENEFICIARY CLAUSE

The company has not advanced or loaned or invested funds to any other person(s) or entity(ies), including foreign entities (Intermediaries) with the understanding that the Intermediary shall:

a. directly or indirectly lend or invest in other persons or entities identified in any manner whatsoever by or on behalf of the company (Ultimate Beneficiaries) or;
b. provide any guarantee, security or the like to or on behalf of the ultimate beneficiaries

The company has not received any fund from any person(s) or entity(ies), including foreign entities (Funding Party) with the understanding (whether recorded in writing or otherwise) that the company shall:

a. directly or indirectly lend or invest in other persons or entities identified in any manner whatsoever by or on behalf of the Funding Party (Ultimate Beneficiaries) or;
b. provide any guarantee, security or the like on behalf of the ultimate beneficiaries

NOTE 24: WILFUL DEFAULTER CLAUSE

The company has not been declared wilful defaulter by any bank, financial institution, government or any government authority/ or any other lender

NOTE 25: CORPORATE SOCIAL RESPONSIBILITY

The company does not have any responsibility towards CSR as it does not meet the applicability criteria u/s 135 of Companies Act, 2013

NOTE 26: BENAMI TRANSACTIONS (PROHIBITION) ACT, 1988

No proceedings have been initiated or are pending against the Company for holding any benami property under the Benami Transactions (Prohibition) Act, 1988 (45 of 1988) and rules made thereunder.

NOTE 27: CAPITAL AND OTHER COMMITMENTS

The company does not have any contract that is remaining to be executed on capital account

NOTE 28: DETAILS OF CRYPTO CURRENCY OR VIRTUAL CURRENCY

The Company has not traded or invested in crypto currency or virtual currency during the current or previous year

NOTE 29: REGISTRATION OF CHARGES OR SATISFACTION WITH REGISTRAR OF COMPANIES -

There are no charges or satisfaction which are yet to be registered with the Registrar of Companies beyond the statutory period.

NOTE 30: COMPLIANCE WITH APPROVED SCHEME OF ARRANGEMENTS

The company has not entered into any scheme of arrangement that are approved by the Competent Authority in terms of sections 230 to 237 of the Companies Act, 2013.

NOTE 31: COMPLIANCE WITH NUMBER OF LAYERS OF COMPANIES

The company has complied with the number of layers prescribed under the Companies Act, 2013, read with the Companies(Restriction of number of layers) Rules, 2017

Note 32: UNDISCLOSED INCOME

There is no income surrendered or disclosed as income during the current or previous year in the tax assessments under the Income Tax Act, 1961, that has not been recorded in the

NOTE 33: PROPOSED DEMERGER SCHEME

The Board of Directors of the Company at its meeting held on May 17, 2023 has considered and approved, subject to necessary approvals, a Scheme of Arrangement ("Scheme") between Sterlite Technologies Limited (the "Demerged Company" or "Holding Company") and STL Networks Limited (the "Company") and their respective shareholders and creditors, under Sections 230 to 232 and other applicable provisions of the Companies Act, 2013 and the rules made thereunder.

The Scheme, inter alia, provides for the following:

- (a) Transfer by way of demerger of the Demerged Undertaking (as defined in the Scheme) consisting of Global Services Business (as defined in the Scheme) of the Demerged Company to the Company and consequent issuance of equity shares by the Company to the shareholders of the Demerged Company; and
- (b) Various other matters consequential or otherwise integrally connected therewith including the reorganisation of the share capital of the Company.

The equity shares of the Company are to be listed on BSE Limited and National Stock Exchange of India Limited (collectively, the "Stock Exchanges"), post the effectiveness of the Scheme. The shareholders of the Holding Company will be issued shares in the Company in the same proportion as their holding in the Holding Company. The Scheme is subject to necessary statutory and regulatory approvals, including the approval of Hon'ble National Company Law Tribunal, Mumbai Bench.

NOTE 34: CAPITAL MANAGEMENT

Risk Management

The Company's objectives when managing capital are to:

- Safeguard its ability to continue as a going concern, so that it can continue to provide returns to shareholders and benefits to other stakeholders, and
- Maintain an optimal capital structure to reduce the cost of capital.

In order to maintain or adjust the capital structure, the Company may return capital to shareholders, issue new shares or sell assets

During the previous year Company had raised Equity through share issue

The company has received the letter of support dated May 08, 2024 from its holding company Sterlite technologies Limited for all necessary financial as well as operations support. No changes were made in the objectives, policies or processes for managing capital during the years ended 31 March 2024 and 31 March 2023.



Handwritten signature and initials in blue ink.



STL Networks Limited
 Notes to financial statements for the year ended 31 March 2024
 (All amounts are in INR hundreds, unless otherwise stated)

NOTE 35: FAIR VALUES

Financial Instruments by Category	31 March 2024		31 March 2023	
	FVPL	Amortized Cost	FVPL	Amortized Cost
Financial Assets				
Cash and Cash Equivalents	-	1,767.82	-	4,512.81
Other current financial assets	-	1,125.00	-	-
Total Financial Assets	-	2,892.82	-	4,512.81
Financial Liabilities				
Other Financial Liabilities	-	1,142.64	-	1,080.00
Trade Payables	-	1,239.00	-	1,239.00
Total Financial Liabilities	-	2,381.64	-	2,319.00

Fair value of financial assets and liabilities measured at amortised cost

The carrying amounts of such financial assets and financial liabilities are considered to be the same as their fair values, due to their short term nature. These financial instruments are level 3.

NOTE 36: Previous year figures have been reclassified to conform to this year's classification.

The accompanying notes are an integral part of the financial statements

As per our report of even date

For Price Waterhouse Chartered Accountants LLP
 Firm Registration No: 012754N/NS00016

Disha Maheshwari
 Partner
 Membership Number: 110159

Place : Pune
 Date : May 21, 2024

For and on behalf of the board of directors of
 STL Networks Limited

Praveen Cherian
 Director
 DIN: 01991389

Place : Pune
 Date : May 21, 2024

Gopal Chandra Rastogi
 Director
 DIN: 10302407



STL Networks Limited

Notes to Financial Statements for the period ended March 31, 2024

1. Corporate information

STL Networks Limited (Erstwhile "Sterlite Tech Connectivity Limited") (the Company) is a public company domiciled in India and incorporated under the provisions of the Companies Act, 2013. The Company was incorporated on 26 March 2021 and is a wholly owned subsidiary of Sterlite Technologies Limited. The registered office of the Company is located at 4th Floor, Godrej Millennium, Koregaon Road 9, STS 12/1, Pune -411001.

2. Material accounting policies

This note provides a list of the material accounting policies adopted in the preparation of these financial statements. These policies have been consistently applied to all the years presented, unless otherwise stated.

Basis of preparation

The financial statements comply in all material aspects with Indian Accounting Standards (Ind AS) notified under Section 133 of the Companies Act, 2013 (the Act) [Companies (Indian Accounting Standards) Rules, 2015] and other relevant provisions of the Act.

The Ind AS financial statements have been prepared on a historical cost basis.

Current versus non-current classification

The Company presents assets and liabilities in the balance sheet based on current/non-current classification. An asset is current when it is:

- Expected to be realised or intended to be sold or consumed in the normal operating cycle;
- Held primarily for the purpose of trading;
- Expected to be realised within twelve months after the reporting period; or
- Cash or cash equivalent unless restricted from being exchanged or used to settle a liability for at least twelve months after the reporting period.

All other assets are classified as non-current.

A liability is current when:

- It is expected to be settled in the normal operating cycle;
- It is held primarily for the purpose of trading;
- It is due to be settled within twelve months after the reporting period; or
- There is no unconditional right to defer the settlement of the liability for at least twelve months after the reporting period.

The Company classifies all other liabilities as non-current.

Deferred tax assets and liabilities are classified as non-current assets and liabilities.

Operating cycle of the Company is the time between the acquisition of assets for processing and their realisation in cash or cash equivalents. Based on the nature of products and services and the time between the acquisitions of assets for processing and their realisation in cash and cash equivalents, the company has ascertained operating cycle of 12 months for the purpose of current and non-current classification of assets and liabilities.



Praveen Chavhan
Asst. Manager



STL Networks Limited

Notes to Financial Statements for the period ended March 31, 2024

a) Provisions and contingent liabilities

General

Provisions are recognised when the Company has a present obligation (legal or constructive) as a result of past events, it is probable that an outflow of resources embodying economic benefits will be required to settle the obligation and a reliable estimate can be made of the amount of the obligation. When the Company expects some or all of a provision to be reimbursed, the reimbursement is recognised as a separate asset, but only when the reimbursement is virtually certain. The expense relating to a provision is presented in the statement of profit and loss, net of any reimbursement. Provisions are not recognised for future operating losses.

If the effect of the time value of money is material, provisions are discounted using a current pre-tax rate that reflects, when appropriate, the risks specific to the liability. When discounting is used, the increase in the provision due to the passage of time is recognised as interest expense.

b) Financial assets

i) Classification & Recognition:

The company classifies its financial assets in the following measurement categories:

- Those to be measured subsequently at fair value (either through other comprehensive income, or through profit or loss)
- Those measured at amortised cost.

The classification depends on the entity's business model for managing the financial assets and the contractual terms of the cash flows. For assets measured at fair value, gains and losses will either be recorded in profit or loss or other comprehensive income. For investments in debt instruments, this will depend on the business model in which the investment is held. For investments in equity instruments, this will depend on whether the company has made an irrevocable election at the time of initial recognition to account for the equity investment at fair value through other comprehensive income.

The company reclassifies debt investments when and only when its business model for managing those assets changes.

Regular way purchases and sales of financial assets are recognised on trade-date, the date on which the company commit to purchase or sell the financial asset.

ii) Measurement:

At initial recognition, the Company measures a financial asset at its fair value plus, in the case of a financial asset not at fair value through profit or loss, transaction costs that are directly attributable to the acquisition of the financial asset. Transaction costs of financial assets carried at fair value through profit or loss are expensed in profit or loss.

Financial assets with embedded derivatives are considered in their entirety when determining whether their cash flows are solely payment of principal and interest.

c) Financial liabilities

Trade and other payables

These amounts represent liabilities for goods and services provided to the Company prior to the end of financial year which are unpaid. Trade and other payables are presented as current liabilities unless payment is not due within 12 months after the reporting period. They are recognised initially at their fair value and subsequently measured at amortised cost using the effective interest method.



A handwritten signature in blue ink, appearing to read 'Ravi Chandra'.

A handwritten signature in blue ink, appearing to read 'Sapna'.

STL Networks Limited

Notes to Financial Statements for the period ended March 31, 2024

d) Offsetting of financial instruments

Financial assets and financial liabilities are offset and the net amount is reported in the balance sheet if there is a currently enforceable legal right to offset the recognised amounts and there is an intention to settle on a net basis, to realise the assets and settle the liabilities simultaneously. The legally enforceable right must not be contingent on future events and must be enforceable in the normal course of business and in the event of default, insolvency or bankruptcy of the Company or the counter party.

e) Cash and cash equivalents

Cash and cash equivalent in the balance sheet comprise cash at banks and on hand and short-term deposits with an original maturity of three months or less, which are subject to an insignificant risk of change in value.

For the purpose of presentation in the statement of cash flows, cash and cash equivalents consist of cash and cash equivalent, as defined above, net of outstanding bank overdrafts if they are considered an integral part of the Company's cash management.

f) Earnings per share

Basic earnings per share

Basic earnings per share is calculated by dividing the profit attributable to owners of the Company by the weighted average number of equity shares outstanding during the financial year, adjusted for bonus elements in equity shares issued during the year and excluding treasury shares.

Diluted earnings per share

Diluted earnings per share adjusts the figures used in the determination of basic earnings per share to take into account the after income tax effect of interest and other financing costs associated with dilutive potential equity shares, and the weighted average number of additional equity shares that would have been outstanding assuming the conversion of all dilutive potential equity shares.

g) Presentation of EBITDA

The Company presents Earnings before interest, tax, depreciation and amortisation ('EBITDA') in the statement of profit or loss; this is not specifically required by Ind AS 1. The term EBITDA is not defined in Ind AS. Ind AS compliant Schedule III allows companies to present line items, sub-line items and sub-totals to be presented as an addition or substitution on the face of the financial statements when such presentation is relevant to an understanding of the company's financial position or performance.

Accordingly, the Company has elected to present EBITDA as a separate line item on the face of the statement of profit and loss. The Company measures EBITDA on the basis of profit/ (loss) from continuing operations. In its measurement, the Company does not include depreciation and amortization expense, finance income, finance costs and tax expense.

h) Going Concern Assumptions

During the year, company has incurred a loss of INR 1,83,800 (FY 2022-2023: loss INR 1,41,000) and is carrying accumulated losses of INR 4,74,518 (FY 2022-2023: INR 2,90,618).

The Company's management has assessed that it will be able to meet its liabilities as and when they fall due. The company has also received the letter of support dated May 08, 2024 from its holding company Sterlite Technologies Limited for all necessary financial as well as operational support. Based on this management is of the opinion that the presentation of financial statements of the company on going concern basis is appropriate.

Roundoff of amounts

All amounts disclosed in the financial statements and notes have been rounded off to the nearest Indian Rupee as per the requirement of Schedule III, unless otherwise stated.



Signature
Topal

Price Waterhouse Chartered Accountants LLP

Independent Auditor's Report

To the Members of STL Digital Limited

Report on the Audit of the Financial Statements

Opinion

1. We have audited the accompanying financial statements of STL Digital Limited ("the Company"), which comprise the Balance Sheet as at March 31, 2024, and the Statement of Profit and Loss (including Other Comprehensive Income), the Statement of Changes in Equity and the Statement of Cash Flows for the year then ended, and notes to the financial statements, including material accounting policy information and other explanatory information.
2. In our opinion and to the best of our information and according to the explanations given to us, the aforesaid financial statements give the information required by the Companies Act, 2013 ("the Act") in the manner so required and give a true and fair view in conformity with the accounting principles generally accepted in India, of the state of affairs of the Company as at March 31, 2024, and total comprehensive loss (comprising of loss and other comprehensive loss), changes in equity and its cash flows for the year then ended.

Basis for Opinion

3. We conducted our audit in accordance with the Standards on Auditing (SAs) specified under Section 143(10) of the Act. Our responsibilities under those Standards are further described in the "Auditor's Responsibilities for the Audit of the Financial Statements" section of our report. We are independent of the Company in accordance with the Code of Ethics issued by the Institute of Chartered Accountants of India together with the ethical requirements that are relevant to our audit of the financial statements under the provisions of the Act and the Rules thereunder, and we have fulfilled our other ethical responsibilities in accordance with these requirements and the Code of Ethics. We believe that the audit evidence we have obtained is sufficient and appropriate to provide a basis for our opinion

Other Information

4. The Company's Board of Directors is responsible for the other information. The other information comprises the information included in the Director's report, but does not include the financial statements and our auditor's report thereon.

Our opinion on the financial statements does not cover the other information and we do not express any form of assurance conclusion thereon.

In connection with our audit of the financial statements, our responsibility is to read the other information and, in doing so, consider whether the other information is materially inconsistent with the financial statements or our knowledge obtained in the audit or otherwise appears to be materially misstated. If, based on the work we have performed, we conclude that there is a material misstatement of this other information, we are required to report that fact.

We have nothing to report in this regard.



Price Waterhouse Chartered Accountants LLP, 7th Floor, Tower A - Wing 1, Business Bay, Airport Road, Yerwada
Pune - 411 006

T: +91 (20) 41004444, F: +91 (20) 41006161

Registered office and Head office: 11-A, Vishnu Digamber Marg, Sucheta Bhawan, Gate No 2, New Delhi - 110002

Price Waterhouse (a Partnership Firm) converted into Price Waterhouse Chartered Accountants LLP (a Limited Liability Partnership with LLP identity no: LLPIN AAC-5001) with effect from July 25, 2014. Post its conversion to Price Waterhouse Chartered Accountants LLP, its ICAI registration number is 012754N/N500016 (ICAI registration number before conversion was 012754N)

Price Waterhouse Chartered Accountants LLP

INDEPENDENT AUDITOR'S REPORT

To the Members of STL Digital Limited
Report on Audit of the Financial Statements
Page 2 of 5

Responsibilities of management and those charged with governance for the financial statements

5. The Company's Board of Directors is responsible for the matters stated in Section 134(5) of the Act with respect to the preparation of these financial statements that give a true and fair view of the financial position, financial performance, changes in equity and cash flows of the Company in accordance with the accounting principles generally accepted in India, including the Accounting Standards specified under Section 133 of the Act. This responsibility also includes maintenance of adequate accounting records in accordance with the provisions of the Act for safeguarding of the assets of the Company and for preventing and detecting frauds and other irregularities; selection and application of appropriate accounting policies; making judgments and estimates that are reasonable and prudent; and design, implementation and maintenance of adequate internal financial controls, that were operating effectively for ensuring the accuracy and completeness of the accounting records, relevant to the preparation and presentation of the financial statements that give a true and fair view and are free from material misstatement, whether due to fraud or error.
6. In preparing the financial statements, management is responsible for assessing the Company's ability to continue as a going concern, disclosing, as applicable, matters related to going concern and using the going concern basis of accounting unless management either intends to liquidate the Company or to cease operations, or has no realistic alternative but to do so. Those Board of Directors are also responsible for overseeing the Company's financial reporting process.

Auditor's responsibilities for the audit of the financial statements

7. Our objectives are to obtain reasonable assurance about whether the financial statements as a whole are free from material misstatement, whether due to fraud or error, and to issue an auditor's report that includes our opinion. Reasonable assurance is a high level of assurance but is not a guarantee that an audit conducted in accordance with SAs will always detect a material misstatement when it exists. Misstatements can arise from fraud or error and are considered material if, individually or in the aggregate, they could reasonably be expected to influence the economic decisions of users taken on the basis of these financial statements.
8. As part of an audit in accordance with SAs, we exercise professional judgement and maintain professional scepticism throughout the audit. We also:
 - Identify and assess the risks of material misstatement of the financial statements, whether due to fraud or error, design and perform audit procedures responsive to those risks, and obtain audit evidence that is sufficient and appropriate to provide a basis for our opinion. The risk of not detecting a material misstatement resulting from fraud is higher than for one resulting from error, as fraud may involve collusion, forgery, intentional omissions, misrepresentations, or the override of internal control.
 - Obtain an understanding of internal control relevant to the audit in order to design audit procedures that are appropriate in the circumstances Under Section 143(3)(i) of the Act, we are also responsible for expressing our opinion on whether the Company has adequate internal financial controls with reference to financial statements in place and the operating effectiveness of such controls.



Price Waterhouse Chartered Accountants LLP

INDEPENDENT AUDITOR'S REPORT

To the Members of STL Digital Limited
Report on Audit of the Financial Statements
Page 3 of 5

- Evaluate the appropriateness of accounting policies used and the reasonableness of accounting estimates and related disclosures made by management.
 - Conclude on the appropriateness of management's use of the going concern basis of accounting and, based on the audit evidence obtained, whether a material uncertainty exists related to events or conditions that may cast significant doubt on the Company's ability to continue as a going concern. If we conclude that a material uncertainty exists, we are required to draw attention in our auditor's report to the related disclosures in the financial statements or, if such disclosures are inadequate, to modify our opinion. Our conclusions are based on the audit evidence obtained up to the date of our auditor's report. However, future events or conditions may cause the Company to cease to continue as a going concern.
 - Evaluate the overall presentation, structure and content of the financial statements, including the disclosures, and whether the financial statements represent the underlying transactions and events in a manner that achieves fair presentation.
9. We communicate with those charged with governance regarding, among other matters, the planned scope and timing of the audit and significant audit findings, including any significant deficiencies in internal control that we identify during our audit.

Report on other legal and regulatory requirements

10. As required by the Companies (Auditor's Report) Order, 2020 ("the Order"), issued by the Central Government of India in terms of sub-section (11) of Section 143 of the Act, we give in the Annexure B a statement on the matters specified in paragraphs 3 and 4 of the Order, to the extent applicable.
11. As required by Section 143(3) of the Act, we report that:
- (a) We have sought and obtained all the information and explanations which to the best of our knowledge and belief were necessary for the purposes of our audit.
 - (b) In our opinion, proper books of account as required by law have been kept by the Company so far as it appears from our examination of those books, except that the backup of certain books of account and other books and papers maintained in electronic mode has not been maintained on a daily basis on servers physically located in India during the year and the matters stated in paragraph 11(h)(vi) below on reporting under Rule 11(g) of the Companies (Audit and Auditors) Rules, 2014 (as amended) ("the Rules").
 - (c) The Balance Sheet, the Statement of Profit and Loss (including other comprehensive income), the Statement of Changes in Equity and the Statement of Cash Flows dealt with by this Report are in agreement with the books of account.
 - (d) In our opinion, the aforesaid financial statements comply with the Accounting Standards specified under Section 133 of the Act.
 - (e) On the basis of the written representations received from the directors as on March 31, 2024, taken on record by the Board of Directors, none of the directors is disqualified as on March 31, 2024, from being appointed as a director in terms of Section 164(2) of the Act.



Price Waterhouse Chartered Accountants LLP

INDEPENDENT AUDITOR'S REPORT

To the Members of STL Digital Limited
Report on Audit of the Financial Statements
Page 4 of 5

- (f) With respect to the maintenance of accounts and other matters connected therewith, reference is made to our remarks in paragraph 11(b) above on reporting under Section 143(3)(b) and paragraph 11(h)(vi) below on reporting under Rule 11(g) of the Rules.
- (g) With respect to the adequacy of the internal financial controls with reference to financial statements of the Company and the operating effectiveness of such controls, refer to our separate Report in "Annexure A".
- (h) With respect to the other matters to be included in the Auditor's Report in accordance with Rule 11 of the Companies (Audit and Auditors) Rules, 2014, in our opinion and to the best of our information and according to the explanations given to us:
- i. The Company does not have any pending litigations which would impact its financial position.
 - ii. The Company was not required to recognise a provision as at March 31, 2024, under the applicable law or accounting standards, as it does not have any material foreseeable losses on long-term contract. The Company did not have any derivative contracts as at March 31, 2024.
 - iii. There were no amounts which were required to be transferred to the Investor Education and Protection Fund by the Company during the year ended March 31, 2024.
 - iv. (a) The management has represented that, to the best of its knowledge and belief, as disclosed in Note 39 to the financial statements, no funds have been advanced or loaned or invested either from borrowed funds or share premium or any other sources or kind of funds by the Company to or in any other person(s) or entity(ies), including foreign entities ("Intermediaries"), with the understanding, whether recorded in writing or otherwise, that the Intermediary shall, whether, directly or indirectly, lend or invest in other persons or entities identified in any manner whatsoever by or on behalf of the Company ("Ultimate Beneficiaries") or provide any guarantee, security or the like on behalf of the Ultimate Beneficiaries;
 - (b) The management has represented that, to the best of its knowledge and belief, as disclosed in the Note 39 to the financial statements, no funds have been received by the Company from any person(s) or entity(ies), including foreign entities ("Funding Parties"), with the understanding, whether recorded in writing or otherwise, that the Company shall, whether, directly or indirectly, lend or invest in other persons or entities identified in any manner whatsoever by or on behalf of the Funding Party ("Ultimate Beneficiaries") or provide any guarantee, security or the like on behalf of the Ultimate Beneficiaries; and
 - (c) Based on such audit procedures that we considered reasonable and appropriate in the circumstances, nothing has come to our notice that has caused us to believe that the representations under sub-clause (a) and (b) contain any material misstatement.
 - v. The Company has not declared or paid any dividend during the year.



Price Waterhouse Chartered Accountants LLP

INDEPENDENT AUDITOR'S REPORT

To the Members of STL Digital Limited
Report on Audit of the Financial Statements
Page 5 of 5

- vi. Based on our examination, which included test checks, the Company has used one accounting software for maintaining its books of account which has a feature of recording audit trail (edit log) facility and that has operated throughout the year for all transactions except that the audit trail is not maintained for certain type of transactions and changes made by certain users with specific access and for direct data changes at the database level. Further, during the course of performing our procedures, we did not notice any instance of the audit trail feature being tampered with in the accounting software. With respect to other accounting software used by the Company, the audit trail feature was not available for the entire year and accordingly, the question of our commenting on whether the audit trail operated throughout the year for all transactions or whether there was any instance of the audit trail feature been tampered with does not arise. With respect to another accounting software, the service organisation report produced to us for our examination does not cover the audit trail feature in the accounting software in line with the requirements of the Act and accordingly, we are unable to comment whether the audit trail feature of the aforesaid software was enabled and operated throughout the year for all relevant transactions recorded in the software or whether there was any instance of the audit trail feature been tampered with.
12. The Company has not paid or provided for managerial remuneration. Accordingly, reporting under Section 197(16) of the Act is not applicable to the Company.

For Price Waterhouse Chartered Accountants LLP
Firm Registration Number: 012754N/N500016



Disha Maheshwari
Partner
Membership Number: 110159

UDIN: 24110159BKGXLP5471
Place : Pune
Date : May 08, 2024

Price Waterhouse Chartered Accountants LLP

Annexure A to Independent Auditor's Report

Referred to in paragraph 11(g) of the Independent Auditor's Report of even date to the members of STL Digital Limited on the financial statements for the year ended March 31, 2024
Page 1 of 2

Report on the Internal Financial Controls with reference to Financial Statements under clause (i) of sub-section 3 of Section 143 of the Act

1. We have audited the internal financial controls with reference to financial statements of STL Digital Limited ("the Company") as of March 31, 2024 in conjunction with our audit of the financial statements of the Company for the year ended on that date.

Management's Responsibility for Internal Financial Controls

2. The Company's management is responsible for establishing and maintaining internal financial controls based on the internal control over financial reporting criteria established by the Company considering the essential components of internal control stated in the Guidance Note on Audit of Internal Financial Controls Over Financial Reporting ("the Guidance Note") issued by the Institute of Chartered Accountants of India ("ICAI"). These responsibilities include the design, implementation and maintenance of adequate internal financial controls that were operating effectively for ensuring the orderly and efficient conduct of its business, including adherence to company's policies, the safeguarding of its assets, the prevention and detection of frauds and errors, the accuracy and completeness of the accounting records, and the timely preparation of reliable financial information, as required under the Act.

Auditor's Responsibility

3. Our responsibility is to express an opinion on the Company's internal financial controls with reference to financial statements based on our audit. We conducted our audit in accordance with the Guidance Note and the Standards on Auditing deemed to be prescribed under Section 143(10) of the Act to the extent applicable to an audit of internal financial controls, both applicable to an audit of internal financial controls and both issued by the ICAI. Those Standards and the Guidance Note require that we comply with ethical requirements and plan and perform the audit to obtain reasonable assurance about whether adequate internal financial controls with reference to financial statements was established and maintained and if such controls operated effectively in all material respects.
4. Our audit involves performing procedures to obtain audit evidence about the adequacy of the internal financial controls system with reference to financial statements and their operating effectiveness. Our audit of internal financial controls with reference to financial statements included obtaining an understanding of internal financial controls with reference to financial statements, assessing the risk that a material weakness exists, and testing and evaluating the design and operating effectiveness of internal control based on the assessed risk. The procedures selected depend on the auditor's judgement, including the assessment of the risks of material misstatement of the financial statements, whether due to fraud or error.
5. We believe that the audit evidence we have obtained is sufficient and appropriate to provide a basis for our audit opinion on the Company's internal financial controls system with reference to financial statements.



Price Waterhouse Chartered Accountants LLP

Annexure A to Independent Auditor's Report

Referred to in paragraph 11(g) of the Independent Auditor's Report of even date to the members of STL Digital Limited on the financial statements for the year ended March 31, 2024

Page 2 of 2

Meaning of Internal Financial Controls with reference to financial statements

6. A company's internal financial controls with reference to financial statements is a process designed to provide reasonable assurance regarding the reliability of financial reporting and the preparation of financial statements for external purposes in accordance with generally accepted accounting principles. A company's internal financial controls with reference to financial statements includes those policies and procedures that (1) pertain to the maintenance of records that, in reasonable detail, accurately and fairly reflect the transactions and dispositions of the assets of the company; (2) provide reasonable assurance that transactions are recorded as necessary to permit preparation of financial statements in accordance with generally accepted accounting principles, and that receipts and expenditures of the company are being made only in accordance with authorisations of management and directors of the company; and (3) provide reasonable assurance regarding prevention or timely detection of unauthorised acquisition, use, or disposition of the company's assets that could have a material effect on the financial statements.

Inherent Limitations of Internal Financial Controls with reference to financial statements

7. Because of the inherent limitations of internal financial controls with reference to financial statements, including the possibility of collusion or improper management override of controls, material misstatements due to error or fraud may occur and not be detected. Also, projections of any evaluation of the internal financial controls with reference to financial statements to future periods are subject to the risk that the internal financial controls with reference to financial statements may become inadequate because of changes in conditions, or that the degree of compliance with the policies or procedures may deteriorate.

Opinion

8. In our opinion, the Company has, in all material respects, an adequate internal financial controls system with reference to financial statements and such internal financial controls with reference to financial statements were operating effectively as at March 31, 2024, based on the internal control over financial reporting criteria established by the Company considering the essential components of internal control stated in the Guidance Note issued by ICAI.

For Price Waterhouse Chartered Accountants LLP
Firm Registration Number: 012754N/N500016



Disha Maheshwari
Partner
Membership Number: 110159

UDIN : 24110159BKGXLP5471
Place : Pune
Date : May 08, 2024

Price Waterhouse Chartered Accountants LLP

Annexure B to Independent Auditors' Report

Referred to in paragraph 10 of the Independent Auditors' Report of even date to the members of STL Digital Limited on the financial statements as of and for the year ended March 31, 2024
Page 1 of 5

In terms of the information and explanations sought by us and furnished by the Company, and the books of account and records examined by us during the course of our audit, and to the best of our knowledge and belief, we report that:

- i. (a) (A) The Company is maintaining proper records showing full particulars, including quantitative details and situation, of Property, Plant and Equipment.

(B) The Company is maintaining proper records showing full particulars of Intangible Assets.
- (b) The Property, Plant and Equipment of the Company have been physically verified by the Management during the year and no material discrepancies have been noticed on such verification. In our opinion, the frequency of verification is reasonable.
- (c) The Company does not own any immovable properties (Refer Note 5 to the financial statements). Accordingly, reporting under clause 3(i)(c) of the Order is not applicable to the Company.
- (d) The Company has chosen cost model for its Property, Plant and Equipment (including Right of Use assets) and intangible assets. Consequently, the question of our commenting on whether the revaluation is based on the valuation by a Registered Valuer, or specifying the amount of change, if the change is 10% or more in the aggregate of the net carrying value of each class of Property, Plant and Equipment (including Right of Use assets) or intangible assets does not arise.
- (e) Based on the information and explanations furnished to us, no proceedings have been initiated on or are pending against the Company for holding benami property under the Prohibition of Benami Property Transactions Act, 1988 (as amended in 2016) (formerly the Benami Transactions (Prohibition) Act, 1988 (45 of 1988)) and Rules made thereunder, and therefore the question of our commenting on whether the Company has appropriately disclosed the details in the financial statements does not arise (Also, refer Note 4 to the financial statements).
- ii. (a) The Company is in the business of rendering services and, consequently, does not hold any inventory. Accordingly, reporting under clause 3(ii)(a) of the Order is not applicable to the Company.
- (b) During the year, the Company has not been sanctioned working capital limits in excess of Rs. 5 crores, in aggregate from banks and financial institution and accordingly, the question of our commenting on whether the quarterly returns or statements are in agreement with the unaudited books of account of the Company does not arise.



Price Waterhouse Chartered Accountants LLP

Annexure B to Independent Auditors' Report

Referred to in paragraph 10 of the Independent Auditors' Report of even date to the members of STL Digital Limited on the financial statements as of and for the year ended March 31, 2024

Page 2 of 5

- iii. (a) The Company has granted unsecured loans to two employees. The aggregate amount during the year, and balance outstanding at the balance sheet date with respect to such loans to parties other than subsidiaries, joint ventures and associates are as per the table given below:

Particulars	Guarantees	Security	Loans	Advances in nature of loans
Aggregate amount granted/ provided during the year				
- Subsidiaries	Nil	Nil	Nil	Nil
- Joint Ventures	Nil	Nil	Nil	Nil
- Associates	Nil	Nil	Nil	Nil
- Others	Nil	Nil	Rs. 70,000	Nil
Balance outstanding as at balance sheet date in respect of the above case				
- Subsidiaries	Nil	Nil	Nil	Nil
- Joint Ventures	Nil	Nil	Nil	Nil
- Associates	Nil	Nil	Nil	Nil
- Others	Nil	Nil	Rs. 50,000	Nil

(Also, refer Note 8A to the financial statements).

- (b) In respect of the aforesaid loans, the terms and conditions under which such loans were granted are not prejudicial to the Company's interest.
- (c) In respect of the aforesaid loans, the schedule of repayment of principal has been stipulated, and the parties are repaying the principal amounts, as stipulated.
- (d) In respect of the loans, there is no amount which is overdue for more than ninety days.
- (e) There were no loans/advances in nature of loan which have fallen due during the year and were renewed/extended. Further, no, fresh loans were granted to same parties to settle the existing overdue loans.
- (f) There were no loans/advances in nature of loans which were granted during the year, including to promoters/ related parties.
- iv. The Company has not granted any loans or made any investments or provided any guarantees or security to the parties covered under Sections 185 and 186. Therefore, the reporting under clause 3(iv) of the Order is not applicable to the Company.



Price Waterhouse Chartered Accountants LLP

Annexure B to Independent Auditors' Report

Referred to in paragraph 10 of the Independent Auditors' Report of even date to the members of STL Digital Limited on the financial statements as of and for the year ended March 31, 2024
Page 3 of 5

- v. The Company has not accepted any deposits or amounts which are deemed to be deposits referred in Sections 73, 74, 75 and 76 of the Act and the Rules framed there under.
- vi. The Central Government of India has not specified the maintenance of cost records under sub-section (1) of Section 148 of the Act for any of the services of the Company. Accordingly, reporting under clause 3(vi) of the Order is not applicable to the Company.
- vii. (a) In our opinion, the Company is generally regular in depositing undisputed statutory dues in respect of profession tax, and employees' state insurance, though there has been a slight delay in a few cases, and is regular in depositing undisputed statutory dues, including provident fund, goods and services tax, income tax and other material statutory dues, as applicable, with the appropriate authorities.
- (b) There are no statutory dues referred to in sub-clause (a) which have not been deposited on account of any dispute.
- viii. There are no transactions previously unrecorded in the books of account that have been surrendered or disclosed as income during the year in the tax assessments under the Income Tax Act, 1961.
- ix. (a) The Company has not defaulted in repayment of loans or other borrowings or in the payment of interest to any lender during the year.
- (b) On the basis of our audit procedures, we report that the Company has not been declared Wilful Defaulter by any bank or financial institution or government or any government authority (Also, refer Note 12 to the financial statements).
- (c) The Company has not obtained any term loans. Accordingly, reporting under clause 3(ix)(c) of the Order is not applicable to the Company.
- (d) According to the information and explanations given to us, and the procedures performed by us, and on an overall examination of the financial statements of the Company, we report that the Company has utilised funds raised on short-term basis aggregating Rs. 1,760.24 Lakhs for long-term purposes.
- (e) On an overall examination of the financial statements of the Company, we report that the Company has not taken any funds from any entity or person on account of or to meet the obligations of its subsidiaries. The company did not have any joint ventures or associate companies during the year.
- (f) According to the information and explanations given to us and procedures performed by us, we report that the Company has not raised loans during the year on the pledge of securities held in its subsidiaries. The company did not have any joint ventures or associate companies during the year.



Price Waterhouse Chartered Accountants LLP

Annexure B to Independent Auditors' Report

Referred to in paragraph 10 of the Independent Auditors' Report of even date to the members of STL Digital Limited on the financial statements as of and for the year ended March 31, 2024
Page 4 of 5

- x. (a) Company has not raised any money by way of initial public offer or further public offer (including debt instruments) during the year. Accordingly, the reporting under clause 3(x)(a) of the Order is not applicable to the Company.
- (b) The Company has not made any preferential allotment or private placement of shares or fully or partially or optionally convertible debentures during the year. Accordingly, the reporting under clause 3(x)(b) of the Order is not applicable to the Company.
- xi. (a) During the course of our examination of the books and records of the Company, carried out in accordance with the generally accepted auditing practices in India, we have neither come across any instance of material fraud by the Company or on the Company, noticed or reported during the year, nor have we been informed of any such case by the Management.
- (b) During the course of our examination of the books and records of the Company, carried out in accordance with the generally accepted auditing practices in India, a report under Section 143(12) of the Act, in Form ADT-4, as prescribed under rule 13 of Companies (Audit and Auditors) Rules, 2014 was not required to be filed with the Central Government. Accordingly, the reporting under clause 3(xi)(b) of the Order is not applicable to the Company.
- (c) During the course of our examination of the books and records of the Company carried out in accordance with the generally accepted auditing practices in India, the Company has received whistle-blower complaints during the year, which have been considered by us for any bearing on our audit and reporting under this clause.
- xii. As the Company is not a Nidhi Company and the Nidhi Rules, 2014 are not applicable to it, the reporting under clause 3(xii) of the Order is not applicable to the Company.
- xiii. The Company has entered into transactions with related parties in compliance with the provisions of Section 188 of the Act. The details of related party transactions have been disclosed in the financial statements as required under Indian Accounting Standard 24 "Related Party Disclosures" specified under Section 133 of the Act. Further, the Company is not required to constitute an Audit Committee under Section 177 of the Act and, accordingly, to this extent, the reporting under clause 3(xiii) of the Order is not applicable to the Company.
- xiv. In our opinion and based on our examination, the Company does not have an internal audit system and is not required to have an internal audit system as per provisions of the Act.
- xv. In our opinion, the Company has not entered into any non-cash transactions with its directors or persons connected with him. Accordingly, the reporting on compliance with the provisions of Section 192 of the Act under clause 3(xv) of the Order is not applicable to the Company.
- xvi. (a) The Company is not required to be registered under Section 45-IA of the Reserve Bank of India Act, 1934. Accordingly, the reporting under clause 3(xvi)(a) of the Order is not applicable to the Company.
- (b) The Company has not conducted non-banking financial / housing finance activities during the year. Accordingly, the reporting under clause 3(xvi)(b) of the Order is not applicable to the Company.



Price Waterhouse Chartered Accountants LLP

Annexure B to Independent Auditors' Report

Referred to in paragraph 10 of the Independent Auditors' Report of even date to the members of STL Digital Limited on the financial statements as of and for the year ended March 31, 2024

Page 5 of 5

- (c) The Company is not a Core Investment Company (CIC) as defined in the regulations made by the Reserve Bank of India. Accordingly, the reporting under clause 3(xvi)(c) of the Order is not applicable to the Company.
- (d) Based on the information and explanations provided by the management of the Company, the Group (as defined in the Core Investment Companies (Reserve Bank) Directions, 2016) does not have any CICs, which are part of the Group. We have not, however, separately evaluated whether the information provided by the management is accurate and complete. Accordingly, the reporting under clause 3(xvi)(d) of the Order is not applicable to the Company.
- xvii. The Company has incurred cash losses of Rs. 10,529.15 Lakhs in the financial year and of Rs. 2,958.25 Lakhs in the immediately preceding financial year.
- xviii. There has been no resignation of the statutory auditors during the year and accordingly the reporting under clause 3(xviii) of the Order is not applicable.
- xix. On the basis of the financial ratios, ageing and expected dates of realisation of financial assets and payment of financial liabilities, other information accompanying the financial statements, our knowledge of the Board of Directors and management plans and based on our examination of the evidence supporting the assumptions, nothing has come to our attention, which causes us to believe that any material uncertainty exists as on the date of the audit report that the Company is not capable of meeting its liabilities existing at the date of balance sheet as and when they fall due within a period of one year from the balance sheet date. We, however, state that this is not an assurance as to the future viability of the Company. We further state that our reporting is based on the facts up to the date of the audit report and we neither give any guarantee nor any assurance that all liabilities falling due within a period of one year from the balance sheet date will get discharged by the Company as and when they fall due (Also, refer Note 30 to the financial statements).
- xx. The provisions relating to Corporate Social Responsibility under Section 135 of the Act are not applicable to the Company. Accordingly, reporting under clause 3(xx) of the Order is not applicable to the Company.
- xxi. The reporting under clause 3(xxi) of the Order is not applicable in respect of audit of Standalone Financial Statements. Accordingly, no comment in respect of the said clause has been included in this report.

For Price Waterhouse Chartered Accountants LLP
Firm Registration Number: 012754N/N500016



Disha Maheshwari
Partner
Membership Number 110159

UDIN: 24110159BKGXLP5471
Place : Pune
Date : May 08, 2024

STL DIGITAL LIMITED
BALANCE SHEET AS AT MARCH 31, 2024
 (All amounts are in ₹ lakhs, unless otherwise stated)

	Notes	March 31, 2024	March 31, 2023
ASSETS			
Non-Current Assets			
Property, Plant and Equipment	4	1,561.18	2,133.49
Intangible assets	5	1.92	2.45
Financial Asset			
(i) Other financial asset	8	201.77	168.51
Deferred tax assets (net)	22	3,829.81	870.06
Non-current tax assets	9B	1,105.67	-
Total Non-current Assets		6,700.35	3,174.51
Current Assets			
Financial Assets			
(i) Trade receivables	6	10,545.82	7,079.94
(ii) Cash and cash equivalents	7	345.64	54.93
(iii) Loans	8A	0.50	-
(iv) Other financial assets	8	-	554.26
Other current assets	9	1,237.41	446.02
Contract assets	9A	708.60	447.55
Current tax assets	9B	-	76.85
Total Current Assets		12,837.97	8,659.55
Total Assets		19,538.32	11,834.05
EQUITY AND LIABILITIES			
Equity			
Equity share capital	10	5.00	5.00
Other equity	11	(10,724.21)	(2,682.92)
Total Equity		(10,719.21)	(2,677.92)
Non-current Liabilities			
Financial liabilities			
(i) Lease liabilities	4	1,295.98	1,727.66
Employee benefit obligations	15	857.12	300.87
Total Non-current liabilities		2,153.10	2,028.53
Current Liabilities			
Financial liabilities			
(i) Borrowings	12	14,175.09	6,295.44
(ii) Lease liabilities	4	396.04	538.46
(iii) Trade payables			
(A) total outstanding dues of micro enterprises and small enterprises;	13	169.76	-
(B) total outstanding dues of creditors other than micro enterprises and small enterprises	13	9,855.54	1,134.34
(iv) Other financial liabilities	14	1,222.67	2,466.06
Contract liabilities	16A	375.98	260.21
Employee benefit obligations	15	633.56	858.12
Other current liabilities	16B	1,275.79	930.81
Total Current Liabilities		28,104.43	12,483.45
Total Liabilities		30,257.53	14,511.97
Total Equity and Liabilities		19,538.32	11,834.05
Summary of material accounting policies	2		

The accompanying notes are an integral part of the financial statements.
 As per our report of even date.

For Price Waterhouse Chartered Accountants LLP
 Firm Registration No : 012754N/N500016

Disha Maheshwari

Disha Maheshwari
 Partner
 Membership Number: 110159

Place: Pune
 Mar 08 2024



For and on behalf of the Board of Directors of
 STL Digital Limited

Ankit Agarwal
 Ankit Agarwal
 Director
 DIN: 03344202

Place: Mumbai
 Mar 08, 2024

Raman Venkatraman

Raman Venkatraman
 Director
 DIN: 10258254

Place: Fernmont
 Mar 08, 2024

9000-14


STL DIGITAL LIMITED
STATEMENT OF PROFIT AND LOSS FOR THE YEAR ENDED MARCH 31, 2024
 (All amounts are in ₹ lakhs, unless otherwise stated)

	Notes	March 31, 2024	March 31, 2023
Income			
Revenue from operations	17	23,456.72	11,060.78
Other income	18	142.88	11.40
Total Income (I)		23,599.60	11,072.18
Expenses			
Employee benefits expense	19	17,500.45	14,245.66
Other expenses	20	15,309.77	9,502.81
Total Expense (II)		32,810.22	23,748.47
Loss before interest, tax, depreciation and amortisation (I) - (II)		(9,210.64)	(12,676.29)
Depreciation and amortisation expense	21A	529.82	361.22
Finance costs	21 B	1,335.42	213.34
Loss before tax		(11,075.87)	(13,250.85)
Tax expense:			
Current tax	22	-	-
Deferred tax		(2,953.14)	(870.06)
Total tax expenses		(2,953.14)	(870.06)
Loss for the year		(8,122.74)	(12,380.79)
Other comprehensive income			
Remeasurements of Post-employment benefit obligations		(26.26)	-
Income tax related to above		6.61	-
Other comprehensive loss for the year, net of tax		(19.65)	-
Total comprehensive loss for the year		(8,142.39)	(12,380.79)
Loss per share			
Basic and diluted			
Computed on the basis of loss for the year (Rs.)	23	(16,245.46)	(24,761.58)
Summary of material accounting policies	2		

The accompanying notes are an integral part of the financial statements.

As per our report of even date.

For Price Waterhouse Chartered Accountants LLP
 Firm Registration No: 012754N/NS00016


 Disha Maheshwari
 Partner
 Membership Number: 110159

Place: Pune
 May 08, 2024

For and on behalf of the Board of Directors of
 STL Digital Limited




 Ankit Agarwal
 Director
 DIN: 03344202

Place: Mumbai
 May 08, 2024


 Raman Venkatraman
 Director
 DIN: 10258254

Place: Fermont
 May 08, 2024



STL DIGITAL LIMITED
STATEMENT OF CASH FLOWS FOR THE YEAR ENDED MARCH 31, 2024
 (All amounts are in ₹ lakhs, unless otherwise stated)

	March 31, 2024	March 31, 2023
A. Operating activities		
Profit/(Loss) before tax	(11,075.87)	(13,250.85)
Adjustments to reconcile profit before tax to net cash flows:		
Depreciation of property, plant & equipment	529.28	361.22
Amortization of intangible assets	0.53	0.20
Unwinding of discount on Security Deposit	(16.82)	11.40
Non-cash employee share based payments	101.11	96.00
Interest received	(24.37)	-
Net Exchange Difference	(40.21)	1.88
Liabilities / Provisions no longer required written back	(27.16)	-
Finance Costs	1,335.41	213.34
Adjustment on account of common control combination (Refer Note 32)	-	9,638.71
Operating profit/(loss) before working capital changes	(9,218.11)	(2,928.10)
Working capital adjustments:		
(Increase)/Decrease in Trade Receivables	(3,375.28)	(7,081.82)
(Increase)/Decrease in Other Financial Assets	537.82	(734.17)
(Increase)/Decrease in Other Current Assets	(791.38)	(441.95)
(Increase)/Decrease in Contract Assets	(261.05)	(447.55)
Increase/(Decrease) in Trade Payables	8,841.04	2,860.99
Increase/(Decrease) in Other Financial Liabilities	516.41	706.27
Increase/(Decrease) in Other Current Liabilities	344.97	928.43
Increase/(Decrease) in Contract Liability	115.77	260.21
Increase / (Decrease) in Employee benefit obligations	305.42	1,158.99
Cash generated from/(used in) operations	(2,984.39)	(5,718.71)
Income tax paid (net of refunds)	(1,028.82)	(76.85)
Net cash generated from/(used in) operating activities (A)	(4,013.21)	(5,795.56)
B. Investing activities		
Additions to Property, plant and equipment	(24.33)	(275.11)
Purchase of Digital business undertaking (refer note 32)	(1,759.79)	-
Loans to employees	(0.50)	-
Interest received	24.37	-
Additions to Intangible Assets	-	(2.65)
Net cash generated from/(used in) investing activities (B)	(1,760.24)	(277.76)
C. Financing activities		
Proceeds from short-term borrowings	26,784.16	7,369.61
Repayment of short-term borrowings	(20,045.82)	(1,158.33)
Principle elements of lease payments	(479.60)	(84.49)
Finance costs	(194.57)	-
Net cash generated from/(used in) financing activities (C)	6,064.17	6,126.78
Net increase/(decrease) in cash and cash equivalents (A+B+C)	290.71	53.47



STL DIGITAL LIMITED
STATEMENT OF CASH FLOWS FOR THE YEAR ENDED MARCH 31, 2024
 (All amounts are in ₹ lakhs, unless otherwise stated)

	<u>March 31, 2024</u>	<u>March 31, 2023</u>
Cash and cash equivalents at the beginning of the year (Refer Note 7)	54.93	1.46
Cash and cash equivalents at end of the year (Refer Note 7)	345.64	54.92
	<u>March 31, 2024</u>	<u>March 31, 2023</u>
Balances with banks:		
In current accounts	345.64	54.93
Total cash and cash equivalents	345.64	54.93
Non Cash Item Disclosure		
Particulars	<u>March 31, 2024</u>	<u>March 31, 2023</u>
Acquisition of Right of Use Assets	78.03	1,942.80
Total	78.03	1,942.80
Summary of material accounting policies	2	

The accompanying notes are an integral part of the financial statements.

As per our report of even date.

For Price Waterhouse Chartered Accountants LLP
 Firm Registration No: 012754N/NS00016



Disha Maheshwari
 Partner
 Membership Number: 110159

Place: Pune
 May 08, 2024



For and on behalf of the Board of Directors of
 STL Digital Limited

Ankit Agarwal
 Director
 DIN: 03344202

Raman Venkatraman
 Director
 DIN: 10258254

Place: Mumbai
 May 08, 2024

Place: Fremont
 May 08, 2024



STL DIGITAL LIMITED
STATEMENT OF CHANGES IN EQUITY FOR THE YEAR ENDED MARCH 31, 2024
(All amounts are in ₹ lakhs, unless otherwise stated)

A. Equity share capital

Equity Share of Rs. 10 each (issued, subscribed and fully paid)
As at April 01, 2022
Changes in equity share capital
As at March 31, 2023
Changes in equity share capital
As at March 31, 2024

Note	Numbers	Amount
	50,000	5
11	-	-
	50,000	5
11	-	-
	50,000	5

B. Other equity

Particulars	Equity contribution by the parent (Share based payment)	Remeasurements of Post-Employment Benefit Obligations	Retained earnings	Amalgamation reserve (Refer Note 32)	Total
As at April 01, 2022	-	-	(36.84)	-	(36.84)
Adjustment in opening reserve on account of business combination under common control	-	-	-	(1,732.19)	(1,732.19)
Addition on account of business combination under common control	-	-	-	11,370.90	11,370.90
Loss for the year	-	-	(12,380.79)	-	(12,380.79)
Employee Stock Option Expense	96.00	-	-	-	96.00
Adjustment on account of business combination under common control (Refer Note 32)	-	-	9,638.71	(9,638.71)	-
As at March 31, 2023	96.00	-	(2,778.92)	-	(2,682.92)
Loss for the year	-	-	(8,122.74)	-	(8,122.74)
Employee Stock Option Expense*	101.10	-	-	-	101.10
Remeasurements of post-employment benefit obligations net of tax	-	(19.65)	-	-	(19.65)
As at March 31, 2024	197.10	(19.65)	(10,901.66)	-	(10,724.21)

Summary of material accounting policies

2

* Expense incurred with respect to the Employee Stock Option Plan of Sterlite Technologies Limited (Holding Company) given to the employees of STL Digital Limited. (Refer Note 27)
The accompanying notes are an integral part of the financial statements.

As per our report of even date.


For Price Waterhouse Chartered Accountants LLP
Firm Registration No: 012754N/N500016



Disha Maheshwari
Partner
Membership Number: 110159

Place: Pune
May 08, 2024

For and on behalf of the Board of Directors of
STL Digital Limited



Anshu Agarwal
Director
DIN: 03344202

Place: Mumbai
May 08, 2024



Raman Venkatraman
Director
DIN: 10258254

Place: Chennai
May 08, 2024



99

STL DIGITAL LIMITED

NOTES TO FINANCIAL STATEMENTS FOR THE YEAR ENDED MARCH 31, 2024

1. Corporate information

STL Digital Limited (the Company) is a public company domiciled in India and incorporated under the provisions of the Companies Act, 2013. The Company was incorporate on 20th December 2018 and is a wholly owned subsidiary of Sterlite Technologies Ltd. The registered office of the Company is located at Plot no. 33/1/1, Waghadara Road, Dadra, Silvassa, Dadra & Nagar Haveli (DN) - 396230 India.

2. Basis of preparation and summary of material and other accounting policies

This note provides a list of the material and other accounting policies adopted in the preparation of the financial statements. These policies have been consistently applied to all the years presented unless otherwise stated.

2.1 Basis of preparation

The financial statements comply in all material aspects with Indian Accounting Standards (Ind AS) notified under Section 133 of the Companies Act, 2013 (the Act) [Companies (Indian Accounting Standards) Rules, 2015] and other relevant provisions of the Act.

The financial statements have been prepared on a historical cost basis, except for the share based payments.

The Company has opted for the exemption in accordance with paragraph 4(a) of Ind AS 110 and section 129 of Companies Act, 2013 read with Companies (Accounts) Amendment Rules, 2016 and opted to not prepare consolidated financial statements as it is a wholly owned subsidiary of Sterlite Technologies Limited ("Holding Company") which is incorporated in Pune, India, under the Companies Act, 2013, which publishes its consolidated financial statement which can also be obtained from 4th Floor, Godrej Millennium, Koregaon Road 9, STS 12/1, Pune, Maharashtra - 411001.

The financial statements are presented in Indian Rupees in lakhs, except when otherwise indicated.

New and amended standards adopted by the Company

The Ministry of Corporate Affairs vide notification dated March 31, 2023 notified the Companies (Indian Accounting Standards) Amendment Rules, 2023, which amended certain accounting standards (see below), and are effective April 01, 2023:

- Disclosure of accounting policies - amendments to Ind AS 1
- Definition of accounting estimates - amendments to Ind AS 8
- Deferred tax related to assets and liabilities arising from a single transaction - amendments to Ind AS 12

The other amendments to Ind AS notified by these rules are primarily in the nature of clarifications. These amendments did not have any material impact on the amounts recognised in prior periods and are not expected to significantly affect the current or future periods. Specifically, no changes would be necessary as a consequence of amendments made to Ind AS 12 as the Company's accounting policy already complies with the now mandatory treatment.



STL DIGITAL LIMITED
NOTES TO FINANCIAL STATEMENTS FOR THE YEAR ENDED MARCH 31, 2024

Current versus non-current classification

The Company presents assets and liabilities in the balance sheet based on current/non-current classification. An asset is current when it is:

- Expected to be realised or intended to be sold or consumed in the normal operating cycle;
- Held primarily for the purpose of trading;
- Expected to be realised within twelve months after the reporting period; or
- Cash or cash equivalent unless restricted from being exchanged or used to settle a liability for at least twelve months after the reporting period.

All other assets are classified as non-current.

A liability is current when:

- It is expected to be settled in the normal operating cycle;
- It is held primarily for the purpose of trading;
- It is due to be settled within twelve months after the reporting period; or
- There is no unconditional right to defer the settlement of the liability for at least twelve months after the reporting period.

The Company classifies all other liabilities as non-current.

Deferred tax assets and liabilities are classified as non-current assets and liabilities.

Operating cycle of the Company is the time between the acquisition of assets for processing and their realisation in cash or cash equivalents. Based on the nature of services and the time between the acquisitions of assets for processing and their realisation in cash and cash equivalents, the Company has ascertained operating cycle of 12 months for the purpose of current and non-current classification of assets and liabilities.

2.2 Summary of material accounting policies

a) Revenue from contracts with customers

The Company has following streams of revenue:

- (i) Revenue from sale of services
- (ii) Other operating revenue

The Company accounts for a contract when it has approval and commitment from parties involved, the rights of the parties are identified, payment terms are identified, the contract has commercial substance and collectability of consideration is probable.

The Company identifies distinct performance obligations in each contract. If a contract is separated into more than one performance obligation, the Company allocates the total transaction price to each performance obligation on the basis of the relative standalone selling price of each distinct service in the contract.

However, the Company may promise to provide distinct services within a contract, in which case the Company separates the contract into more than one performance obligation. If a contract is separated into more than one performance obligation, the Company allocates the total transaction price to each performance obligation on the basis of the relative selling price of each distinct service promised in the contract. Where selling price is not observable, the Company uses the expected cost plus margin approach to allocate the transaction price to each distinct performance obligation. In case of cost to obtain a contract, the same is determined as per the terms of contract with the customer and is amortised on a systematic basis that is consistent with the transfer to the customer of the services.



STL DIGITAL LIMITED
NOTES TO FINANCIAL STATEMENTS FOR THE YEAR ENDED MARCH 31, 2024

The Company assesses for the timing of revenue recognition in case of each distinct performance obligation. The Company first assesses whether the revenue can be recognized over time as it performs if any of the following criteria is met:

- (a) The customer simultaneously consumes the benefits as the Company performs, or
- (b) The customer controls the work-in-progress, or
- (c) The Company's performance does not create an asset with alternative use to the Company and the Company has right to payment for performance completed till date.

If none of the criteria above are met, the Company recognizes revenue at a point-in-time. The point-in-time is determined when the control of the services is transferred which is generally determined based on when the significant risks and rewards of ownership are transferred to the customer. Apart from this, the Company also considers its present right to payment, alternative use and the customer acceptance in determining the point in time where control has been transferred.

The company estimates variable consideration using the most likely amount to which it expects to be entitled. The company includes estimated amounts in the transaction price to the extent it is probable that a significant reversal of cumulative revenue recognised will not occur when the uncertainty associated with the variable consideration is resolved. Estimates of variable consideration and determination of whether to include estimated amounts in the transaction price are based largely on an assessment of the anticipated performance and all information (historical, current and forecasted) that is reasonably available.

For fixed price contracts, the customer pays the fixed amount based on the payment schedule. If the services rendered by the Company exceed the payment, a contract asset is recognized. If the payment exceeds the services rendered, a contract liability is recognised.

All the qualitative and quantitative information related to significant changes in contract asset and contract liability balances such as impairment of contract asset, changes in the timeframe for a performance obligation to be satisfied are disclosed by the Company at the end of every year.

Financing components: The Company does not expect to have any material contracts where the period between the transfer of the promised services to the customer and payment by the customer exceeds one year. As a consequence, apart from these few contracts, the Company does not adjust any of the transaction prices for the time value of money.

Revenue recognised at a point-in-time

For contracts where performance obligation(s) are not satisfied over time, revenue is recognized at a point in time when control is transferred to the customer - based on right to payment, payment terms, customer acceptance and other indicators of control as mentioned above.

See note (a) under 2.3 for the other relevant accounting policies.

b) Property, plant and equipment

All items of property, plant and equipment are stated at historical cost, net of accumulated depreciation and accumulated impairment losses, if any. Such historical cost includes the cost of replacing part of the property, plant and equipment and borrowing costs if the recognition criteria are met.

Asset Category	Useful Life considered*	Useful life (Schedule II)
Furniture and fixtures	5 Years	10 Years
Data processing equipment	Up to 5 Years	Servers and networks -6 years, and Desktops and laptop etc - 3 Years
Office equipment	Up to 5 Years	5 Years



STL DIGITAL LIMITED
NOTES TO FINANCIAL STATEMENTS FOR THE YEAR ENDED MARCH 31, 2024

Depreciation is calculated using the straight-line method to allocate their cost, net of their residual values, over their estimated useful lives. The Company, based on technical assessments made by technical experts and management estimates, depreciates the certain items of tangible assets over estimated useful lives which are different from the useful life prescribed in Schedule II to the Companies Act, 2013. The management believes that these estimated useful lives are realistic and reflect fair approximation of the period over which the assets are likely to be used. Table below provide the details of the useful lives which are different from useful lives prescribed under Schedule II of the Companies Act, 2013:

* Considered based on management's estimation, supported by technical advice, of the useful lives of the respective assets.

The leasehold improvements and property, plant and equipment acquired under leases is depreciated over the asset's useful life or over the shorter of the asset's useful life and the lease term, unless the entity expects to use the assets beyond the lease term.

An item of property, plant and equipment and any significant part initially recognised is derecognised upon disposal or when no future economic benefits are expected from its use or disposal. Any gain or loss arising on derecognition of the asset (calculated as the difference between the net disposal proceeds and the carrying amount of the asset) is included in the statement of profit or loss when the asset is derecognised.

An asset's carrying amount is written down immediately to its recoverable amount if the asset's carrying amount is greater than its estimated recoverable amount.

See note (b) under 2.3 for the other relevant accounting policies.

c) Leases

As a Lessee:

Leases are recognised as a right-of-use asset and a corresponding liability at the date at which the leased asset is available for use by the company. Each lease payment is allocated between the principal (liability) and finance cost. The finance cost is charged to profit or loss over the lease period so as to produce a constant periodic rate of interest on the remaining balance of the liability for each period. The right-of-use asset is depreciated over the shorter of the asset's useful life and the lease term on a straight-line basis. If the Company is reasonably certain to exercise a purchase option, the right-of-use asset is depreciated over the underlying asset's useful life.

Assets and liabilities arising from a lease are initially measured on a present value basis. Lease liabilities include the net present value of the fixed payments (including in-substance fixed payments), less any lease incentives receivable.

Payments associated with short-term leases and leases of low-value assets are recognised on a straight-line basis as an expense in profit or loss. Short-term leases are leases with a lease term of 12 months or less.

Extension and termination options are included in a number of property and equipment leases across the company. These terms are used to maximise operational flexibility in terms of managing contracts. The majority of extension and termination options held are exercisable only by the Company and not by the respective lessor.

See note (c) under 2.3 for the other relevant accounting policies.



STL DIGITAL LIMITED
 NOTES TO FINANCIAL STATEMENTS FOR THE YEAR ENDED MARCH 31, 2024

d) Share-based payments

Share-based payment arrangements involving equity instruments of the parent

When the parent entity grants rights to its equity instruments directly to the employees of its subsidiary and the parent (not the subsidiary) has the obligation to provide the employees of the subsidiary with the equity instruments the fair value of options granted under the Employee Option Plan is recognised as an employee benefits expense with a corresponding increase in equity contribution by parent.

The total amount to be expensed is determined by reference to the fair value of the options granted:

- Including any market performance conditions (e.g., the entity's share price)
- Excluding the impact of any service and non-market performance vesting conditions (e.g. profitability, sales growth targets and remaining an employee of the entity over a specified time period), and
- Including the impact of any non-vesting conditions (e.g. the requirement for employees to save or holdings shares for a specific period of time).

The total expense is recognised over the vesting period, which is the period over which all of the specified vesting conditions are to be satisfied. At the end of each period, the entity revises its estimates of the number of options that are expected to vest based on the non-market vesting and service conditions. It recognises the impact of the revision to original estimates, if any, in profit or loss, with a corresponding adjustment to equity.

e) Investments and Other Financial assets

i) Classification & Recognition:

The Company classifies its financial assets in the following measurement categories:

- Those to be measured subsequently at fair value (either through other comprehensive income, or through profit or loss)
- Those measured at amortised cost.

The classification depends on the entity's business model for managing the financial assets and the contractual terms of the cash flows. For assets measured at fair value, gains and losses will either be recorded in profit or loss or other comprehensive income. For investments in debt instruments, this will depend on the business model in which the investment is held. For investments in equity instruments, this will depend on whether the Company has made an irrevocable election at the time of initial recognition to account for the equity investment at fair value through other comprehensive income.

The Company reclassifies debt investments when and only when its business model for managing those assets changes.

ii) Measurement:

At initial recognition, the Company measures a financial asset (excluding trade receivables which do not contain a significant financing component) at its fair value plus, in the case of a financial asset not at fair value through profit or loss, transaction costs that are directly attributable to the acquisition of the financial asset. Transaction costs of financial assets carried at fair value through profit or loss are expensed in profit or loss.



STL DIGITAL LIMITED
NOTES TO FINANCIAL STATEMENTS FOR THE YEAR ENDED MARCH 31, 2024

Equity instruments

The Company subsequently measures all equity investments at fair value. Where the company's management has elected to present fair value gains and losses on equity investments in other comprehensive income, there is no subsequent reclassification of fair value gains and losses to profit or loss. Dividends from such investments are recognised in profit or loss as other income when the company's right to receive payments is established.

Changes in the fair value of financial assets at fair value through profit or loss are recognised in other income/ (expenses) in the statement of profit and loss. Impairment losses (and reversal of impairment losses) on equity investments measured at FVOCI are not reported separately from other changes in fair value.

Equity investment in subsidiaries, associates and joint venture are carried at historical cost as per the accounting policy choice given by Ind AS 27.

iii) Impairment of financial assets

In accordance with Ind AS 109, the Company applies expected credit loss (ECL) model for measurement and recognition of impairment loss on the following financial assets and credit risk exposure:

- Financial assets that are debt instruments, and are measured at amortised cost e.g., loans, debt securities, deposits, trade receivables and bank balance.
- Lease receivables under Ind AS 116
- Trade receivables or any contractual right to receive cash or another financial asset that result from transactions that are within the scope of Ind AS 115.

The Company follows 'simplified approach' for recognition of impairment loss allowance on trade receivables or contract revenue receivables.

The application of simplified approach does not require the Company to track changes in credit risk. Rather, it recognises impairment loss allowance based on lifetime ECLs at each reporting date, right from its initial recognition.

For recognition of impairment loss on other financial assets and risk exposure, the Company determines that whether there has been a significant increase in the credit risk since initial recognition. If credit risk has not increased significantly, 12-month ECL is used to provide for impairment loss. However, if credit risk has increased significantly, lifetime ECL is used. If, in a subsequent period, credit quality of the instrument improves such that there is no longer a significant increase in credit risk since initial recognition, then the entity reverts to recognising impairment loss allowance based on 12-month ECL.

Lifetime ECL are the expected credit losses resulting from all possible default events over the expected life of a financial instrument. The 12-month ECL is a portion of the lifetime ECL which results from default events that are possible within 12 months after the reporting date.

ECL is the difference between all contractual cash flows that are due to the Company in accordance with the contract and all the cash flows that the entity expects to receive (i.e., all cash shortfalls), discounted at the original EIR. When estimating the cash flows, an entity is required to consider:

- All contractual terms of the financial instrument (including prepayment, extension, call and similar options) over the expected life of the financial instrument. However, in rare cases when the expected life of the financial instrument cannot be estimated reliably, then the entity is required to use the remaining contractual term of the financial instrument.
- Cash flows from the sale of collateral held or other credit enhancements that are integral to the contractual terms.



STL DIGITAL LIMITED**NOTES TO FINANCIAL STATEMENTS FOR THE YEAR ENDED MARCH 31, 2024**

ECL impairment loss allowance (or reversal) recognized during the period is recognized as income/expense in the statement of profit and loss. This amount is reflected under the "net impairment losses on financial and contract assets" in the statement of profit and loss. The balance sheet presentation for various financial instruments is described below:

- Financial assets measured as at amortised cost, contractual revenue receivables: ECL is presented as an allowance, i.e., as an integral part of the measurement of those assets in the balance sheet. The allowance reduces the net carrying amount. Until the asset meets write-off criteria, the Company does not reduce impairment allowance from the gross carrying amount.

For assessing increase in credit risk and impairment loss, the Company combines financial instruments based on shared credit risk characteristics with the objective of facilitating an analysis that is designed to enable significant increases in credit risk to be identified on a timely basis.

The Company does not have any purchased or originated credit impaired (POCI) financial assets, i.e., financial assets which are credit impaired on purchase/ origination.

See note (f) under 2.3 for the other relevant accounting policies.

f) Income Taxes**Current income tax**

The income tax expense or credit for the period is the tax payable on the current period's taxable income based on the applicable income tax rate adjusted by changes in deferred tax assets and liabilities attributable to temporary differences.

The current income tax charge is calculated on the basis of the tax laws enacted or substantively enacted at the end of the reporting period. Management periodically evaluates positions taken in tax returns with respect to situations in which applicable tax regulation is subject to interpretation. It establishes provisions where appropriate on the basis of amounts expected to be paid to the tax authorities.

Deferred tax

Deferred tax is provided in full, using the liability method, on temporary differences arising between the tax bases of assets and liabilities and their carrying amounts in the financial statements at the reporting date.

Deferred tax liabilities are recognised for all taxable temporary differences, except:

- When the deferred tax liability arises from the initial recognition of goodwill or an asset or liability in a transaction that is not a business combination and, at the time of the transaction, affects neither the accounting profit nor taxable profit or loss;
- In respect of taxable temporary differences between the carrying amount and tax bases of investments in subsidiaries, branches, associates and interests in joint ventures, when the timing of the reversal of the temporary differences can be controlled by the Company and it is probable that the temporary differences will not reverse in the foreseeable future.

Deferred tax assets are recognised for all deductible temporary differences and unused tax losses only if it is probable that future taxable amounts will be available to utilize those temporary differences and losses.



STL DIGITAL LIMITED**NOTES TO FINANCIAL STATEMENTS FOR THE YEAR ENDED MARCH 31, 2024**

The carrying amount of deferred tax assets is reviewed at each reporting date and reduced to the extent that it is no longer probable that sufficient taxable profit will be available to allow all or part of the deferred tax asset to be utilized. Unrecognized deferred tax assets are re-assessed at each reporting date and are recognised to the extent that it has become probable that future taxable profits will allow the deferred tax asset to be recovered.

Deferred income tax is determined using tax rates (and tax laws) that have been enacted or substantively enacted at the reporting date and are expected to apply in the year when the asset is realised or the liability is settled.

Current and Deferred tax is recognised in profit or loss, except to the extent that it relates to items recognised in other comprehensive income or directly in equity. In this case, the tax is also recognised in other comprehensive income or directly in equity, respectively.

Deferred tax assets and deferred tax liabilities are offset if a legally enforceable right exists to set off current tax assets against current tax liabilities and the deferred taxes relate to income taxes levied by same taxation authorities on either same taxable entity or different taxable entities which intend either to settle the current tax assets and tax liabilities on a net basis or to realise the asset and settle the liability simultaneously.

g) Going Concern Assumption

During the year, company has incurred a loss of Rs. 8,122.74 lakhs (March 31, 2023 : loss of Rs. 2,742.08 lakhs) and is carrying accumulated losses of Rs. 10,901.66 lakhs (March 31, 2023 : loss of Rs. 2,778.92 lakhs). The company has net worth of Rs. (10,719.21) lakhs [March 31, 2023, Rs. (2,682.92) lakhs].

The company's management expects it to continue its operations and meet its liabilities as and when they fall due. The company has received letter of support issued by Sterlite Technologies Limited (holding company), for all necessary financial as well as operational support to enable the company to continue its operations. Based on this management is of the opinion that the preparation of financial statements of the company on going concern basis is appropriate.

2.3 Summary of other accounting policies**a) Other Income****1) Interest income**

Interest income is accrued on a time basis, by reference to the principal outstanding and at the effective interest rate applicable. Interest income is included in finance income in the statement of profit and loss.

2) Dividends

Dividends are recognised in profit or loss only when the right to receive payment is established, it is probable that the economic benefits associated with the dividend will flow to the Company, and the amount of the dividend can be measured reliably.

b) Property, plant and equipment

Subsequent costs are included in the asset's carrying amount or recognised as a separate asset, as appropriate, only when it is probable that future economic benefits associated with the item will flow to the Company and the cost of the item can be measured reliably. The carrying amount of any component accounted for as a separate asset is derecognised when replaced. All other repairs and maintenance are charged to profit or loss during the reporting period in which they are incurred.



STL DIGITAL LIMITED

NOTES TO FINANCIAL STATEMENTS FOR THE YEAR ENDED MARCH 31, 2024

When significant parts of the property, plant and equipment are required to be replaced at intervals, the Company depreciates them separately based on their specific useful lives. Likewise, when a major inspection is performed, its cost is recognised in the carrying amount of the plant and equipment as a replacement if the recognition criteria are satisfied. All other repair and maintenance costs are recognised in statement of profit or loss as incurred. No decommissioning liabilities are expected or be incurred on the assets of plant and equipment.

Expenditure directly relating to construction activity is capitalised. Indirect expenditure incurred during construction period is capitalised as part of the construction costs to the extent the expenditure can be attributable to construction activity or is incidental there to. Income earned during the construction period is deducted from the total of the indirect expenditure.

An item of property, plant and equipment and any significant part initially recognised is derecognised upon disposal or when no future economic benefits are expected from its use or disposal. Any gain or loss arising on derecognition of the asset (calculated as the difference between the net disposal proceeds and the carrying amount of the asset) is included in the statement of profit or loss when the asset is derecognised.

Gains and losses on disposals are determined by comparing proceeds with carrying amount. These are included in profit or loss within other gains/(losses).

The assets residual values and useful lives are reviewed and adjusted if appropriate, at the end of each reporting period.

c) Leases

Lease payments to be made under reasonably certain extension options are also included in the measurement of the liability. The lease payments are discounted using the interest rate implicit in the lease. If that rate cannot be readily determined, the lessee's incremental borrowing rate is used, being the rate that the lessee would have to pay to borrow the funds necessary to obtain an asset of similar value in a similar economic environment with similar terms, security and conditions.

Right-of-use assets are measured at cost comprising the following:

- the amount of the initial measurement of lease liability
- any lease payments made at or before the commencement date less any lease incentives received.
- any initial direct costs, and
- restoration costs.

d) Provisions and contingent liabilities**General**

Provisions are recognised when the Company has a present obligation (legal or constructive) as a result of past events, it is probable that an outflow of resources embodying economic benefits will be required to settle the obligation and a reliable estimate can be made of the amount of the obligation. When the Company expects some or all of a provision to be reimbursed, the reimbursement is recognised as a separate asset, but only when the reimbursement is virtually certain. The expense relating to a provision is presented in the statement of profit or loss net of any reimbursement. Provisions are not recognised for future operating losses.

If the effect of the time value of money is material, provisions are discounted using a current pre-tax rate that reflects, when appropriate, the risks specific to the liability. When discounting is used, the increase in the provision due to the passage of time is recognised as interest expense.



STL DIGITAL LIMITED
NOTES TO FINANCIAL STATEMENTS FOR THE YEAR ENDED MARCH 31, 2024

Contingent Liabilities

Contingent liabilities are disclosed when there is a possible obligation arising from past events, the existence of which will be confirmed only by the occurrence or non-occurrence of one or more uncertain future events not wholly within the control of the Company or a present obligation that arises from past events where it is either not probable that an outflow of resources will be required to settle or a reliable estimate of the amount cannot be made.

e) Employee benefits

(i) Short-term obligations

Liabilities for wages and salaries, including non-monetary benefits that are expected to be settled wholly within 12 months after the end of the period in which the employees render the related service are recognised in respect of employees' services up to the end of the reporting period and are measured at the amounts expected to be paid when the liabilities are settled. The liabilities are presented as current employee benefit obligations in the balance sheet.

(ii) Other long-term employee benefit obligations

The liabilities for earned leave and sick leave are not expected to be settled wholly within 12 months after the end of the period in which the employees render the related service. They are therefore measured as the present value of expected future payments to be made in respect of services provided by employees up to the end of the reporting period using the projected unit credit method. The benefits are discounted using the market yields at the end of the reporting period that have terms approximating to the terms of the related obligation. Re-measurements as a result of experience adjustments and changes in actuarial assumptions are recognised in profit or loss.

The obligations are presented as current liabilities in the balance sheet if the entity does not have an unconditional right to defer settlement for at least twelve months after the reporting period, regardless of when the actual settlement is expected to occur.

(iii) Post-employment obligations

The Company operates the following post-employment schemes:

- (a) Defined benefit plans in the nature of gratuity, and
- (b) Defined contribution plans such as provident fund.

Gratuity obligations

The Gratuity liability recognised in the balance sheet in respect of defined benefit gratuity plan (unfunded) is the present value of the defined benefit obligation at the end of the reporting period. The defined benefit obligation is calculated annually by actuaries using the projected unit credit method.

The present value of the defined benefit obligation denominated in INR is determined by discounting the estimated future cash outflows by reference to market yields at the end of the reporting period on government bonds that have terms approximating to the terms of the related obligation.

The net interest cost is calculated by applying the discount rate to the net balance of the defined benefit obligation. This cost is included in employee benefit expense in the statement of profit and loss.

Re-measurement gains and losses arising from experience adjustments and changes in actuarial assumptions are recognised in the period in which they occur, directly in other comprehensive income. They are included in retained earnings in the statement of changes in equity and in the balance sheet.



STL DIGITAL LIMITED

NOTES TO FINANCIAL STATEMENTS FOR THE YEAR ENDED MARCH 31, 2024

Changes in the present value of the defined benefit obligation resulting from plan amendments or curtailments are recognised immediately in profit or loss as past service cost.

Defined contribution plans

The Company pays provident fund contributions to publicly administered provident funds as per local regulations. The Company has no further payment obligations once the contributions have been paid. The contributions are accounted for as defined contribution plans and the contributions are recognised as employee benefit expense when they are due. Prepaid contributions are recognised as an asset to the extent that a cash refund or a reduction in the future payments is available.

f) Investments and Other Financial assets**i) Classification & Recognition:**

Regular way purchases and sales of financial assets are recognised on trade-date, the date on which the Company commit to purchase or sell the financial asset.

ii) Measurement:

Financial assets with embedded derivatives are considered in their entirety when determining whether their cash flows are solely payment of principal and interest.

Debt instruments

Subsequent measurement of debt instruments depends on the Company's business model for managing the asset and the cash flow characteristics of the asset. There are three measurement categories into which the Company classifies its debt instruments:

Amortised cost: Assets that are held for collection of contractual cash flows where those cash flows represent solely payments of principal and interest are measured at amortised cost. A gain or loss on a debt investment that is subsequently measured at amortised cost and is not part of a hedging relationship is recognised in profit or loss when the asset is derecognised or impaired. Interest income from these financial assets is included in finance income using the effective interest rate method. Impairment losses are presented as a separate line item in the financial statement.

Fair value through other comprehensive income (FVOCI): Assets that are held for collection of contractual cash flows and for selling the financial assets, where the assets' cash flows represent solely payments of principal and interest, are measured at fair value through other comprehensive income (FVOCI). Movements in the carrying amount are taken through OCI, except for the recognition of impairment gains or losses, interest revenue and foreign exchange gains and losses which are recognised in profit and loss. When the financial asset is derecognised, the cumulative gain or loss previously recognised in OCI is reclassified from equity to profit or loss and recognised in other gains/ (losses). Interest income from these financial assets is included in other income using the effective interest rate method. Foreign exchange gains and losses and impairment expenses are presented as separate lines item in the financial statements.

Fair value through profit or loss: Assets that do not meet the criteria for amortised cost or FVOCI are measured at fair value through profit or loss. A gain or loss on a debt investment that is subsequently measured at fair value through profit or loss and is not part of a hedging relationship is recognised in profit or loss and presented net in the statement of profit and loss within other gains/(losses) in the period in which it arises. Interest income from these financial assets is included in other income.



STL DIGITAL LIMITED

NOTES TO FINANCIAL STATEMENTS FOR THE YEAR ENDED MARCH 31, 2024

iii) Derecognition of financial assets

A financial asset is derecognised only when the Company has transferred the rights to receive cash flows from the financial asset or retains the contractual rights to receive the cash flows of the financial asset but assumes a contractual obligation to pay the cash flows to one or more recipients.

Where the entity has transferred an asset, the Company evaluates whether it has transferred substantially all risks and rewards of ownership of the financial asset. In such cases, the financial asset is derecognised. Where the entity has not transferred substantially all risks and rewards of ownership of the financial asset, the financial asset is not derecognised.

Where the entity has neither transferred a financial asset nor retains substantially all risks and rewards of ownership of the financial asset, the financial asset is derecognised if the Company has not retained control of the financial asset. Where the Company retains control of the financial asset, the asset is continued to be recognised to the extent of continuing involvement in the financial asset.

iv) Reclassification of financial assets

The Company determines classification of financial assets and liabilities on initial recognition. After initial recognition, no reclassification is made for financial assets which are equity instruments and financial liabilities. For financial assets which are debt instruments, a reclassification is made only if there is a change in the business model for managing those assets. Changes to the business model are expected to be infrequent. The Company's senior management determines change in the business model as a result of external or internal changes which are significant to the Company's operations. Such changes are evident to external parties. A change in the business model occurs when the Company either begins or ceases to perform an activity that is significant to its operations. If the Company reclassifies financial assets, it applies the reclassification prospectively from the reclassification date which is the first day of the immediately next reporting period following the change in business model. The Company does not restate any previously recognised gains, losses (including impairment gains or losses) or interest.

g) Financial liabilities**Trade and other payables**

These amounts represent liabilities for services provided to the Company prior to the end of financial year which are unpaid. Trade and other payables are presented as current liabilities unless payment is not due within 12 months after the reporting period. They are recognised initially at their fair value and subsequently measured at amortised cost using the effective interest method.

Borrowings

Borrowings are initially recognised at fair value, net of transaction costs incurred. Borrowings are subsequently measured at amortised cost. Any difference between the proceeds (net of transaction costs) and the redemption amount is recognised in profit or loss over the period of the borrowings using the effective interest method. Fees paid on the establishment of loan facilities are recognised as transaction costs of the loan to the extent that it is probable that some or all of the facility will be drawn down. In this case, the fee is deferred until the draw down occurs. To the extent there is no evidence that it is probable that some or all of the facility will be drawn down, the fee is capitalised as a prepayment for liquidity services and amortised over the period of the facility to which it relates.

Borrowings are removed from the balance sheet when the obligation specified in the contract is discharged, cancelled or expired. The difference between the carrying amount of a financial liability that has been extinguished or transferred to another party and the consideration paid, including any non-cash assets transferred or liabilities assumed, is recognised in profit or loss as other gains/(losses).



STL DIGITAL LIMITED

NOTES TO FINANCIAL STATEMENTS FOR THE YEAR ENDED MARCH 31, 2024

Where the terms of a financial liability are renegotiated and the entity issues equity instruments to a creditor to extinguish all or part of the liability (debt for equity swap), a gain or loss is recognised in profit or loss, which is measured as the difference between the carrying amount of the financial liability and the fair value of the equity instruments issued.

Borrowings are classified as current liabilities unless the Company has an unconditional right to defer settlement of the liability for at least 12 months after the reporting period. Where there is a breach of a material provision of a long-term loan arrangement on or before the end of the reporting period with the effect that the liability becomes payable on demand on the reporting date, the entity does not classify the liability as current, if the lender agreed, after the reporting period and before the approval of the financial statements for issue, not to demand payment as a consequence of the breach.

h) Derivatives and hedging activities

Derivatives are only used for economic hedging purposes and not as speculative investments. However, where derivatives do not meet the hedge accounting criteria, they are classified as 'held for trading' for accounting purposes and are accounted for at FVPL. They are presented as current assets or liabilities to the extent they are expected to be settled within 12 months after the end of the reporting period.

Derivatives are initially recognised at fair value on the date a derivative contract is entered into and are subsequently re-measured to their fair value at the end of each reporting period. The accounting for subsequent changes in fair value depends on whether the derivative is designated as a hedging instrument, and if so, the nature of the item being hedged.

The Company designates their derivatives as hedges of foreign exchange risk associated with the cash flows of assets and liabilities and highly probable forecast transactions and variable interest rate risk associated with borrowings (cash flow hedges). The Company documents at the inception of the hedging transaction the economic relationship between hedging instruments and hedged items including whether the hedging instrument is expected to offset changes in cash flows of hedged items. The Company documents its risk management objective and strategy for undertaking various hedge transactions at the inception of each hedge relationship. The full fair value of a hedging derivative is classified as a non-current asset or liability when the remaining maturity of the hedged item is more than 12 months; it is classified as a current asset or liability when the remaining maturity of the hedged item is less than 12 months.

Cash flow hedges that qualify for hedge accounting

The effective portion of changes in the fair value of derivatives that are designated and qualify as cash flow hedges is recognised in cash flow hedging reserve within equity. The gain or loss relating to the ineffective portion is recognised immediately in profit or loss, within other gains/(losses).

When forward contracts are used to hedge forecast transactions, the Company designates the full change in fair value of the forward contract as the hedging instrument. The gains and losses relating to the effective portion of the change in fair value of the entire forward contract are recognised in the cash flow hedging reserve within equity.

Amounts accumulated in equity are reclassified to profit or loss in the periods when the hedged item affects profit or loss (for example, when the forecast sale that is hedged takes place).

When the hedged forecast transaction results in the recognition of a non-financial asset (for example inventory), the amounts accumulated in equity are transferred to profit or loss as follows:

- With respect to gain or loss relating to the effective portion of the forward contracts, the deferred hedging gains and losses are included within the initial cost of the asset. The deferred amounts are ultimately recognised in profit or loss as the hedged item affects profit or loss (for example, through cost of sales).



STL DIGITAL LIMITED

NOTES TO FINANCIAL STATEMENTS FOR THE YEAR ENDED MARCH 31, 2024

When a hedging instrument expires, or is sold or terminated, or when a hedge no longer meets the criteria for hedge accounting, any cumulative deferred gain or loss and deferred costs of hedging in equity at that time remains in equity until the forecast transaction occurs. When the forecast transaction is no longer expected to occur, the cumulative gain or loss and deferred costs of hedging that were reported in equity are immediately reclassified to profit or loss within other gains/(losses).

The gain or loss relating to the effective portion of the interest rate swaps hedging variable rate borrowings is recognised in profit or loss within 'finance cost' at the same time as the interest expense on the hedged borrowings.

If the hedge ratio for risk management purposes is no longer optimal but the risk management objective remains unchanged and the hedge continues to qualify for hedge accounting, the hedge relationship will be rebalanced by adjusting either the volume of the hedging instrument or the volume of the hedged item so that the hedge ratio aligns with the ratio used for risk management purposes. Any hedge ineffectiveness is calculated and accounted for in profit or loss at the time of the hedge relationship rebalancing.

Derivatives that are not designated as hedges

The Company enters certain derivative contracts to hedge risks which are not designated as hedges. Such contracts are accounted for at fair value through profit or loss and are included in statement of profit and loss

i) Offsetting of financial instruments

Financial assets and financial liabilities are offset, and the net amount is reported in the balance sheet if there is a currently enforceable legal right to offset the recognised amounts and there is an intention to settle on a net basis, to realise the assets and settle the liabilities simultaneously. The legally enforceable right must not be contingent on future events and must be enforceable in the normal course of business and in the event of default, insolvency or bankruptcy of the Company or the counter party.

j) Foreign currency translation**Functional and presentation currency**

Items included in the financial statements of the Company are measured using the currency of the primary economic environment in which the Company operates ('the functional currency'). The financial statements are presented in Indian rupee (INR), which is company's functional and presentation currency.

Transactions and balances

Foreign currency transactions are translated into the functional currency using the exchange rates at the dates of the transactions. Foreign exchange gains and losses resulting from the settlement of such transactions and from the translation of monetary assets and liabilities denominated in foreign currencies at year end exchange rates are generally recognised in profit or loss. They are deferred in equity if they relate to qualifying cash flow hedges and qualifying net investment hedges or are attributable to part of the net investment in a foreign operation. A monetary item for which settlement is neither planned nor likely to occur in the foreseeable future is considered as a part of the entity's net investment in that foreign operation.

Foreign exchange differences regarded as an adjustment to borrowing costs are presented in the statement of profit and loss within finance costs. All other foreign exchange gains and losses are presented in the Statement of profit and loss on the basis of underlying transactions.



STL DIGITAL LIMITED

NOTES TO FINANCIAL STATEMENTS FOR THE YEAR ENDED MARCH 31, 2024

Non-monetary items that are measured at fair value in a foreign currency are translated using the exchange rates at the date when the fair value was determined. Translation differences on assets and liabilities carried at fair value are reported as part of the fair value gain or loss. For example, translation differences on non-monetary assets and liabilities such as equity instruments held at fair value through profit or loss are recognised in profit or loss as part of the fair value gain or loss and translation differences on non-monetary assets such as equity investments classified as FVOCI are recognised in other comprehensive income.

Non-monetary items that are measured in terms of historical cost in a foreign currency are translated using the exchange rates at the dates of the initial transactions.

k) Intangible Assets

Intangible assets acquired separately are measured on initial recognition at cost. Following initial recognition, intangible assets are carried at cost less accumulated amortisation and accumulated impairment losses. Internally generated intangible assets, excluding capitalised development costs, are not capitalised and the expenditure is recognised in the Statement of Profit and Loss in the period in which the expenditure is incurred.

Intangible assets with finite lives are amortised over their useful economic lives and assessed for impairment whenever there is an indication that the intangible asset may be impaired. The amortisation period and the amortisation method for an intangible asset with a finite useful life are reviewed at least at the end of each reporting period.

Changes in the expected useful life or the expected pattern of consumption of future economic benefits embodied in the asset are considered to modify the amortisation period or method, as appropriate, and are treated as changes in accounting estimates. The amortisation expense on intangible assets with finite lives is recognised in the statement of profit or loss.

All intangible assets are amortised on a straight-line basis over a period of five years.

The Company does not have any intangible assets with indefinite useful lives.

Gains or losses arising from derecognition of an intangible asset are measured as the difference between the net disposal proceeds and the carrying amount of the asset and are recognised in the statement of profit or loss when the asset is derecognised.

l) Borrowing Costs

General and specific borrowing costs directly attributable to the acquisition, construction or production of an asset that necessarily takes a substantial period of time to get ready for its intended use or sale are capitalised as part of the cost of the asset. All other borrowing costs are expensed in the period in which they occur. Borrowing costs consist of interest and other costs that the Company incurs in connection with the borrowing of funds. Borrowing cost also includes exchange differences to the extent regarded as an adjustment to the borrowing costs. Investment income earned on the temporary investment of specific borrowings pending their expenditure on qualifying assets is deducted from the borrowing costs eligible for capitalisation.

m) Cash and cash equivalents

Cash and cash equivalent in the balance sheet comprise cash at banks and on hand and short-term deposits with an original maturity of three months or less, which are subject to an insignificant risk of changes in value.

For the purpose of presentation in the statement of cash flows, cash and cash equivalents consist of cash and cash equivalent, as defined above, net of outstanding bank overdrafts if they are considered an integral part of the Company's cash management.



STL DIGITAL LIMITED
NOTES TO FINANCIAL STATEMENTS FOR THE YEAR ENDED MARCH 31, 2024

n) Dividends

The Company recognises a liability to make cash distributions to equity holders of the Company when the distribution is authorised, and the distribution is no longer at the discretion of the Company. As per the corporate laws in India, a distribution is authorised when it is approved by the shareholders. A corresponding amount is recognised directly in equity.

o) Earnings per share

Basic earnings per share

Basic earnings per share is calculated by dividing the profit attributable to owners of the Company by the weighted average number of equity shares outstanding during the financial year, adjusted for bonus elements in equity shares issued during the year and excluding treasury shares.

Diluted earnings per share

Diluted earnings per share adjusts the figures used in the determination of basic earnings per share to take into account the after-income tax effect of interest and other financing costs associated with dilutive potential equity shares, and the weighted average number of additional equity shares that would have been outstanding assuming the conversion of all dilutive potential equity shares.

p) Trade receivable

Trade receivables are amounts due from customers for services performed in the ordinary course of business. Trade receivables are recognised initially at the transaction price unless there is significant financing components, when they are recognised at fair value. The Company holds the trade receivables with the objective to collect contractual cash flows and therefore measures them subsequently at amortised cost using the effective interest method, less loss allowance.

q) Presentation of EBITDA

The Company presents Earnings before interest, tax, depreciation and amortisation ('EBITDA') in the statement of profit or loss; this is not specifically required by Ind AS 1. The term EBITDA is not defined in Ind AS. Ind AS compliant Schedule III allows companies to present line items, sub-line items and sub-totals to be presented as an addition or substitution on the face of the financial statements when such presentation is relevant to an understanding of the company's financial position or performance.

Accordingly, the Company has elected to present EBITDA as a separate line item on the face of the statement of profit and loss. The Company measures EBITDA based on profit/ (loss) from continuing operations. In its measurement, the Company does not include depreciation and amortization expense, finance costs and tax expense.

r) Segment Reporting

Operating segments are reported in a manner consistent with internal reporting provided to the Chief Operating Decision Maker (CODM). The Board of Directors has been identified as being the CODM. Refer note 36 for segment information presented.

s) Rounding off

All amounts disclosed in the financial statements and notes have been rounded off to the nearest lakhs and decimals thereof as per the requirement of Schedule III, unless otherwise stated.

t) Exceptional items

When the items of income and expense within profit or loss from ordinary activities are of such size, nature or incidence that their disclosure is relevant to explain the performance of the Company for the year, the nature and amount of such items are disclosed separately as exceptional item by the Company.



STL DIGITAL LIMITED

Notes to financial statements for the year ended March 31, 2024

NOTE 3: SIGNIFICANT ACCOUNTING JUDGEMENTS, ESTIMATES AND ASSUMPTIONS

The preparation of financial statements requires the use of accounting estimates. Management exercises judgement in applying the company's accounting policies. Estimates and assumptions are continuously evaluated and are based on historical experience and other factors including expectations of future events that are believed to be reliable and relevant under the circumstances. This note provides an overview of the areas that involved a higher degree of judgement or complexity, and of items which are more likely to be materially adjusted due to estimates and assumptions turning out to be different than those originally assessed. Management believes that the estimates are the most likely outcome of future events. Detailed information about each of these estimates and judgements is described below.

Revenue Recognition on Contracts with Customers

The Company's contracts with customers could include promises to transfer services to a customer. The Company assesses the services promised in a contract and identifies distinct performance obligations in the contract. Identification of distinct performance obligation involves judgement to determine the distinct services and the ability of the customer to benefit independently from such services.

Judgement is also required to determine the transaction price for the contract. The transaction price could be either a fixed amount of customer consideration or variable consideration. Any consideration payable to the customer is adjusted to the transaction price, unless it is a payment for a distinct service from the customer. The estimated amount of variable consideration is adjusted in the transaction price only to the extent that it is highly probable that a significant reversal in the amount of cumulative revenue recognised will not occur and is reassessed at the end of each reporting period. The Company allocates the elements of variable considerations to all the performance obligations of the contract unless there is observable evidence that they pertain to one or more distinct performance obligations.

The Company uses judgement to determine an appropriate standalone selling price for a performance obligation (allocation of transaction price). The Company allocates the transaction price to each performance obligation on the basis of the relative standalone selling price of each distinct services or service promised in the contract. Where standalone selling price is not observable, the Company uses the expected cost plus reasonable margin approach to allocate the transaction price to each distinct performance obligation.

The Company exercises judgement in determining whether the performance obligation is satisfied at a point in time or over a period of time. The Company considers indicators such as how customer consumes benefits as services are rendered or who controls the asset as it is being created or existence of enforceable right to payment for performance to date and alternate use of such product or service, transfer of significant risks and rewards to the customer, acceptance of delivery by the customer, timing gap between transfer of control and actual revenue recognition, etc.

Revenue for fixed-price contract is recognised using the input method for measuring progress. The company uses cost incurred related to total estimated costs to determine the extent of progress towards completion. Judgement is involved to estimate the future cost to complete the contract and to estimate the actual cost incurred basis completion of relevant activities towards fulfilment of performance obligations.

Defined benefit plans

The cost of the defined benefit plan and the present value of such obligation are determined using actuarial valuations. An actuarial valuation involves making various assumptions that may differ from actual developments in the future. These include the determination of the discount rate, future salary increase, employee turnover and expected return on planned assets. Due to the complexities involved in the valuation and its long term nature, a defined benefit obligation is highly sensitive to changes in these assumptions. All assumptions are reviewed at the year end. Details about employee benefit obligations and related assumptions are given in Note 15.

Recognition of deferred tax assets for carried forward tax losses

The Company has recognised deferred tax assets on carried forward tax losses. The Company has incurred the losses over the three financial years including current year. The Company has concluded that the deferred tax assets will be recoverable using the estimated future taxable income based on the approved business plans and budgets of the Company. The Company is expected to generate taxable income from 2025 onwards. The losses can be carried forward for a period of 8 years as per local tax regulations and the company expects to recover the losses.



STL DIGITAL LIMITED

Notes to financial statements for the year ended March 31, 2024

(All amounts are in ₹ lakhs, unless otherwise stated)

NOTE 4: PROPERTY, PLANT & EQUIPMENT

	Data processing equipments	Office equipments	Furniture and fixture	Right of use assets	Total
Cost					
At April 01, 2022	-	-	-	296.17	296.17
Additions	156.90	17.59	6.28	1,942.80	2,123.58
Additions on account of common control combination (Refer Note - 32)	94.13	-	-	-	94.13
At March 31, 2023	251.03	17.59	6.28	2,238.97	2,513.87
Additions	21.53	2.80	-	78.03	102.36
Deletions	-	-	-	296.17	296.17
At March 31, 2024	272.55	20.39	6.28	2,020.83	2,320.06
Accumulated Depreciation					
At April 01, 2022	-	-	-	19.37	19.37
Charge for the year	36.04	0.63	0.10	324.25	361.02
At March 31, 2023	36.04	0.63	0.10	343.62	380.39
Charge for the year	74.84	3.95	1.26	449.24	529.29
Depreciation on deletions	-	-	-	150.79	150.79
At March 31, 2024	110.88	4.57	1.36	642.07	758.89
Net Book Value					
At March 31, 2024	161.67	15.82	4.93	1,378.77	1,561.18
At March 31, 2023	214.98	16.96	6.18	1,895.35	2,133.49

*Right of use assets consists of office building

No proceedings have been initiated or are pending against the Company for holding any benami property under the Benami Transactions (Prohibition) Act, 1988 (45 of 1988) and rules made thereunder.

The Company has not revalued its property, plant and equipment (including right-of-use assets) during the current or previous year.

Details of Leases :

The note provides information for leases where the company is a lessee. The company has taken office on lease. Rental contract for Building is for the period of 5 years, but have extension options.

(i) Assets recognised in balance sheet

The balance sheet shows the following amount relating to lease:

Particulars	Gross Book Value		Net Book Value	
	March 31, 2024	March 31, 2023	March 31, 2024	March 31, 2023
Right of use assets - Building	2,020.83	2,238.97	1,378.77	1,895.35
Total	2,020.83	2,238.97	1,378.77	1,895.35

Additions to the right of use assets during the year are Rs. 78.03 (31 March 2023 - 1,942.80)

Particulars	March 31, 2024	March 31, 2023
Lease Liabilities		
Non-current	1,295.98	1,727.66
Current	396.04	538.46
Total	1,692.02	2,266.12

Movement of Lease Liability

Particulars	March 31, 2024	March 31, 2023
Opening Balance	2,266.12	278.63
Add : New leases during the year	78.03	1,942.80
Less : Lease terminated during the year	172.53	-
Add : Interest accrued during the year	168.52	129.18
Less : Rent paid during the year	648.12	84.49
Closing balance	1,692.02	2,266.12

(ii) Amount recognised in the statement of profit & loss

Particulars	March 31, 2024	March 31, 2023
Depreciation Charge of right of use assets		
Building	449.24	324.25
Interest expenses (included in finance cost)	168.52	129.18
Expenses related to short term leases, low value assets (included as rent in other expenses)	328.30	63.92

The total cash outflow for leases for the year ended March 31, 2024 is Rs. 648.12 (March 31, 2023 - 84.49).

Extension and Termination option :

Extension and termination options are included in a number of property leases held by the company. These terms are used to maximise operational flexibility in terms of managing contracts. The extension options are exercisable only once the parties are mutually agreed.



STL DIGITAL LIMITED

Notes to financial statements for the year ended March 31, 2024
(All amounts are in ₹ lakhs, unless otherwise stated)

NOTE 5: INTANGIBLE ASSETS

	Software/License	Total
Cost		
At April 1, 2022		
Additions	2.65	2.65
At March 31, 2023	2.65	2.65
Additions	-	-
At March 31, 2024	2.65	2.65
Accumulated Depreciation		
At April 1, 2022	-	-
Charge for the year	0.20	0.20
At March 31, 2023	0.20	0.20
Charge for the year	0.53	0.53
At March 31, 2024	0.73	0.73
Net Book Value		
At 31 March 2024	1.92	1.92
At 31 March 2023	2.45	2.45



STL DIGITAL LIMITED
NOTES TO FINANCIAL STATEMENTS FOR THE YEAR ENDED MARCH 31, 2024
 (All amounts are in ₹ lakhs, unless otherwise stated)

NOTE 6: TRADE RECEIVABLES

Current

	March 31, 2024	March 31, 2023
Trade receivables from contract with customers - Billed	1,243.93	1,426.27
Trade receivables from contract with customers - Unbilled from Related party [^]	332.19	35.52
Trade receivables from contract with customers - Billed Related parties	8,969.70	5,618.15
Less: Loss Allowance	-	-
Total Receivables	10,545.82	7,079.94
Current portion	10,545.82	7,079.94
Non current portion	-	-
Break-up of Security details		
Trade receivables considered good - Secured	-	-
Trade receivables considered good - Unsecured	10,545.82	7,079.94
Trade receivables which have significant increase in credit risk	-	-
Trade receivables - Credit impaired	-	-
Total	10,545.82	7,079.94
Loss Allowance	-	-
Total Trade receivables	10,545.82	7,079.94

[^]The receivables are 'unbilled' because the invoice has not been raised and as at the balance sheet date, the balances have been included under trade receivables (as opposed to contract assets) because it has an unconditional right to consideration.

Trade Receivable ageing March 31, 2024

Particulars	Unbilled	Not Due	Outstanding for the following Periods from the due date					Total
			Less than 6 Months	6 Months - 1 Year	1-2 Year	2-3 Years	More than 3 Years	
(i) undisputed Trade receivables - Considered good	332.19	7,797.60	2,404.73	11.30				10,545.82
Total	332.19	7,797.60	2,404.73	11.30				10,545.82

Trade Receivable ageing March 31, 2023

Particulars	Unbilled	Not Due	Outstanding for the following Periods from the due date					Total
			Less than 6 Months	6 Months - 1 Year	1-2 Year	2-3 Years	More than 3 Years	
(i) undisputed Trade receivables - Considered good	35.52	413.00	6,525.82	105.60				7,079.94
Total	35.52	413.00	6,525.82	105.60				7,079.94

NOTE 7: CASH AND CASH EQUIVALENTS

	March 31, 2024	March 31, 2023
Balances with banks:		
In current accounts	345.64	54.93
Total Cash and cash equivalents	345.64	54.93

NOTE 8: OTHER FINANCIAL ASSETS

	March 31, 2024	March 31, 2023
Non current (unsecured , considered good)		
Security deposits	201.77	168.51
Total Other non - current Financial Assets	201.77	168.51
Current (unsecured , considered good)		
Other receivables - Related party*	-	554.26
Total Other current financial assets	-	554.26

* Recovery of employee benefit obligations on employees transferred by Sterlite Technologies Ltd (Holding company) in the previous year.

NOTE 8A: LOANS

	March 31, 2024	March 31, 2023
Loans to employees	0.50	-
Total Loans	0.50	-



STL DIGITAL LIMITED**NOTES TO FINANCIAL STATEMENTS FOR THE YEAR ENDED MARCH 31, 2024**

(All amounts are in ₹ lakhs, unless otherwise stated)

NOTE 9: OTHER CURRENT ASSETS

	March 31, 2024	March 31, 2023
Balance with government authorities	966.80	-
Prepaid expenses	270.61	446.02
Total other current assets	1,237.41	446.02

NOTE 9A: CONTRACT ASSETS

	March 31, 2024	March 31, 2023
Contract assets (unsecured, considered good)	708.60	447.55
Less: Loss allowance	-	-
Total contract assets	708.60	447.55

Significant changes in contract assets

Increased deliveries during the year and the same are under acceptance.

NOTE 9B: TAX ASSETS

	March 31, 2024	March 31, 2023
Non-Current		
Advance income tax, including TDS (net of provisions)	1,105.67	-
Current		
Advance income tax, including TDS (net of provisions)	-	76.85
Total other assets	1,105.67	76.85

Movement in income tax (Assets)/Liabilities (Net)

	March 31, 2024	March 31, 2023
Opening balance		
Income tax assets (Net)	76.85	-
Current tax liabilities (Net)	-	-
Opening balance (Net)	76.85	-
Current tax payable for the year		
Taxes paid	1,105.67	76.85
Refund received	(76.85)	-
Net Movement	1,028.82	76.85
Closing balances		
Income tax assets (Net)	1,105.67	76.85
Current tax liabilities (Net)	-	-
Closing balance (Net)	1,105.67	76.85

NOTE 10: SHARE CAPITAL

	March 31, 2024	March 31, 2023
Authorised share capital	900.00	900.00
90,00,000 Equity Shares of Rs.10 each (Previous year 90,00,000 Equity Shares of Rs.10 each)	900.00	900.00
Issued, subscribed and fully paid-up share capital		
50,000 Equity Shares of Rs.10 each fully paid up (Previous year 50,000 Equity Shares of Rs.10 each)	5.00	5.00
Total issued, subscribed and fully paid-up share capital	5.00	5.00
a. Reconciliation of the shares outstanding at the beginning and at the end of the year:		
	Numbers	Amount
As at April 01, 2022	50,000	5.00
Issued during the year	-	-
Outstanding as at March 31, 2023	50,000	5.00
Issued during the year	-	-
Outstanding as at March 31, 2024	50,000	5.00
b. Terms and rights attached to equity shares		

The Company has only one class of equity shares having a par value of Rs. 10 per share. Each holder of equity shares is entitled to one vote per share.

In the event of liquidation of the Company, the holders of equity shares will be entitled to receive remaining assets of the Company, after distribution of all preferential amounts. The distribution will be in proportion to the number of equity shares held by the shareholders.



STL DIGITAL LIMITED
NOTES TO FINANCIAL STATEMENTS FOR THE YEAR ENDED MARCH 31, 2024
 (All amounts are in ₹ lakhs, unless otherwise stated)

c. Shares of the Company held by Holding Company

Immediate Holding Company

Sterlite Technologies Limited and its nominee shareholders

March 31, 2024	
Numbers	% holding
50,000	100%

Immediate Holding Company

Sterlite Technologies Limited and its nominee shareholders

March 31, 2023	
Numbers	% holding
50,000	100%

d. Details of shareholders holding more than 5% of shares in the Company

Sterlite Technologies Limited and its nominee shareholders

March 31, 2024	
Numbers	% holding
50,000	100%

Sterlite Technologies Limited and its nominee shareholders

March 31, 2023	
Numbers	% holding
50,000	100%

e. Details of shareholding of promoters:

Name of Promoter	Number of shares as at March 31, 2024	Number of shares as at March 31, 2023	Percentage of total Number of shares as at March 31, 2024	Percentage of total Number of shares as at March 31, 2023	Percentage of total Number of shares as at March 31, 2024	Percentage of total Number of shares as at March 31, 2023
Sterlite Technologies Limited and its nominee share holders	50,000	50,000	100%	100%	-	-

There are no shares issued for consideration other than cash in the current and previous years.

NOTE 11 : OTHER EQUITY

Retained earnings

Opening balance

(2,778.92)

(36.84)

Add: Loss for the year

(8,122.74)

(12,380.79)

Adjustment on account of common control combination (Refer Note 32)

-

9,638.71

Closing balance

(10,901.66)

(2,778.92)

Remeasurements of post employment benefit obligations

Opening balance

-

-

Remeasurements of post-employment benefit obligations (net of taxes)

(19.65)

-

Closing balance

(19.65)

-

Equity contribution by the parent

Opening balance

96.00

-

Add: Employee stock option expense (Refer note 27)

101.10

96.00

Closing balance

197.10

96.00

Amalgamation reserve*

Adjustment in opening reserve on account of business combination under common control

-

(1,732.19)

Addition on account of business combination under common control

-

11,370.90

Adjustment on account of business combination under common control

-

(9,638.71)

Closing balance

-

-

Total other equity

(10,724.21)

(2,682.92)

*Amalgamation reserve movement has been disclosed in the previous year as the comparative financial information has been restated for the accounting impact of business combination, as if the business combination had occurred from the beginning of the comparative period in compliance with Appendix C - 'Business combinations of entities under common control' of Ind AS 103. For details refer Note 32.



STL DIGITAL LIMITED
NOTES TO FINANCIAL STATEMENTS FOR THE YEAR ENDED MARCH 31, 2024
 (All amounts are in ₹ lakhs, unless otherwise stated)

NOTE 12: BORROWING

	March 31, 2024	March 31, 2023
Current Borrowings:		
Loans from Related Party (Unsecured) (includes interest accrued)	14,175.09	6,295.44
	14,175.09	6,295.44

Notes :

- Loan from related party consists of unsecured loan received from Sterlite Technologies Limited which is repayable on demand. This Loan carries interest of applicable bank rate + 100 basis points.
- The borrowings obtained by the company have been applied for the purposes for which such loans were taken.
- The company has not been declared wilful defaulter by any bank or financial institution or government or any government authority.
- There are no charges or satisfaction which are yet to be registered with the Registrar of Companies beyond the statutory period.

Net debt reconciliation

This section sets out an analysis of the net debt and the movement in net debts for each of the period presented

Particulars	March 31, 2024	March 31, 2023
Cash and cash equivalents	345.64	54.92
Current borrowings	(14,175.09)	(6,295.44)
Lease liabilities	(1,692.02)	(2,266.12)
Net debt	(15,521.47)	(8,506.63)

Movement of cash and cash equivalents	March 31, 2024	March 31, 2023
Opening balance	54.92	1.46
Cashflows	290.71	53.47
Closing balance	345.64	54.92

Movement of current borrowings	March 31, 2024	March 31, 2023
Opening balance	6,295.44	-
Cashflows	6,738.80	6,211.28
Interest expense	1,140.85	84.16
Interest paid	-	-
Closing balance	14,175.09	6,295.44

Movement of lease liability	March 31, 2024	March 31, 2023
Opening Balance	2,266.12	278.63
Add : New leases during the year	78.03	1,942.80
Less : Terminated during the year	172.53	-
Add : Interest accrued during the year	168.52	129.18
Less : Rent paid during the year	648.12	84.49
Closing balance	1,692.02	2,266.12



STL DIGITAL LIMITED
NOTES TO FINANCIAL STATEMENTS FOR THE YEAR ENDED MARCH 31, 2024
 (All amounts are in ₹ lakhs, unless otherwise stated)

NOTE 13: TRADE PAYABLES

	March 31, 2024	March 31, 2023
(A) Total outstanding dues of creditors micro enterprises and small enterprises (Refer Note 33)	169.76	-
(B) Total outstanding dues of creditors other than micro and small enterprises:		
- Trade payables to related parties	7,371.41	621.46
- Others	2,484.13	512.88
Total Trade Payables	10,025.30	1,134.34

Trade Payable ageing March 31, 2024

Particulars	Unbilled	Not due	Outstanding for following periods from due date of Payment				Total
			Less than 1 year	1-2 year	2-3 year	More than 3 years	
(i) MSME-Undisputed	-	95.13	74.62	-	-	-	169.76
(ii) Others- undisputed	879.68	979.93	7,995.93	-	-	-	9,855.54
Total	879.68	1,075.06	8,070.55	-	-	-	10,025.30

Trade Payable ageing March 31, 2023

Particulars	Unbilled	Not due	Outstanding for following periods from due date of Payment				Total
			Less than 1 year	1-2 year	2-3 year	More than 3 years	
(i) MSME-Undisputed	-	-	-	-	-	-	-
(ii) Others- undisputed	88.36	73.23	972.75	-	-	-	1,134.34
Total	88.36	73.23	972.75	-	-	-	1,134.34

NOTE 14: OTHER FINANCIAL LIABILITIES

	March 31, 2024	March 31, 2023
Current		
Employee benefits payable	1,208.91	694.65
Payable to related party (refer note 32)	-	1,759.79
Others	13.76	11.62
Total other financial liabilities	1,222.67	2,466.06



STL DIGITAL LIMITED
NOTES TO FINANCIAL STATEMENTS FOR THE YEAR ENDED MARCH 31, 2024
 (All amounts are in ₹ lakhs, unless otherwise stated)

NOTE 15: EMPLOYEE BENEFIT OBLIGATIONS

	March 31, 2024	March 31, 2023
Non Current		
Provision for gratuity	857.12	300.87
Provision for compensated absences	-	-
Total non-current employee benefit obligations	857.12	300.87
Current		
Provision for gratuity	61.54	15.23
Provision for compensated absences	572.02	842.89
Total current employee benefit obligations	633.56	858.12

i) Compensated Absences

The compensated absences cover the company's liability for sick and privilege leave. The company does not have an unconditional right to defer settlement for any of these obligations and accordingly amount has been classified as current. However, based on past experience, the company does not expect all employees to avail the full amount of accrued leave or require payment for such leave within the next 12 months.

Particulars	March 31, 2024	March 31, 2023
Leave obligations not expected to be settled within the next 12 months	513.50	740.94

ii) Post employment benefit obligation - Gratuity

The Company provides for gratuity for employees in India as per the Payment of Gratuity Act, 1972 (amended). Employees who are in continuous service for a period of 5 years are eligible for gratuity. The amount of gratuity payable on retirement/termination is the employees last drawn basic salary per month computed proportionately for 15 days salary multiplied for the number of years of service. The gratuity plan is an unfunded plan.

Changes in the present value of the defined benefit obligation are as follows:

Particulars	March 31, 2024	March 31, 2023
Defined benefit obligation at the beginning of the year	316.11	-
Current service cost	271.03	316.11
Interest cost	24.42	-
Liability Transferred Out/ Divestments	391.71	-
Actuarial (gain)/loss due to		
- change in Demographic Assumptions	12.65	-
- change in Financial Assumptions	13.61	-
- Experience	-	-
Benefits paid	(110.86)	-
Defined benefit obligations at the end of the year	918.66	316.11

Details of defined benefit obligation

Particulars	March 31, 2024	March 31, 2023
Present value of defined benefit obligation	918.66	316.11
Defined benefit liability	918.66	316.11



STL DIGITAL LIMITED
NOTES TO FINANCIAL STATEMENTS FOR THE YEAR ENDED MARCH 31, 2024
 (All amounts are in ₹ lakhs, unless otherwise stated)

NOTE 15: EMPLOYEE BENEFIT OBLIGATIONS

Net employee benefit expense recognised in the statement of profit and loss:

Particulars	March 31, 2024	March 31, 2023
Current service cost	687.16	316.11
(-) Cost pertaining to transferred employees*	(391.71)	(299.74)
Expected return on plan assets	-	-
Net benefit expense	295.45	16.37

* Current year charge is net of Rs. 391.71 as on March 31, 2024 reimbursed by Vendanta Group entities with respect to the employees transferred from Vedanta group entities to STL Digital Limited. Previous year charge is net of Rs. 299.74 lakhs reimbursed by Sterlite Technologies Limited (Parent Company) with respect to the employees transferred from Sterlite Technologies Limited for the period from the initial date of joining up to the date of transfer of employee to STL Digital Limited (The Company).

Net employee benefit expense recognised in the other comprehensive income (OCI):

Particulars	March 31, 2024	March 31, 2023
Actuarial (gains)/losses	26.25	-
Return on Plan Assets (Excluding Interest Income)	-	-
Net (income)/expense for the year recognized in OCI	26.25	-

The principal assumptions used in determining defined benefit obligation are shown below:

Particulars	March 31, 2024	March 31, 2023
Discount rate	7.20%	7.41%
Employee turnover	9.00%	10.00%
Expected rate of salary increase	8.00%	8.00%

The estimated future salary increase, considered in actuarial valuation, takes into account the effect of inflation, seniority, promotion and other relevant factors such as supply and demand in the employment market.

The discount rate is based on the par-yield rate available on Government Securities (G. Sec.) prevailing on reporting date, applicable to the period over which the obligations to be settled.

Maturity analysis of benefit payments:

Projected Benefits Payable in Future Years From the Date of Reporting	March 31, 2024	March 31, 2023
1st Following Year	61.54	15.23
2nd Following Year	61.57	21.60
3rd Following Year	51.98	18.23
4th Following Year	82.63	28.98
5th Following Year	162.57	57.02
Sum of Years 6 To 10	475.18	166.68
Sum of Years 11 and above	857.76	300.87

Sensitivity Analysis

Particulars	March 31, 2024	March 31, 2023
+1% Change in discount rate	(61.69)	(24.24)
-1% Change in discount rate	70.14	27.82
+1% Change in rate of salary increase	68.91	27.38
-1% Change in rate of salary increase	(61.79)	(24.33)
+1% Change in rate of employee turnover	(13.88)	(7.53)
-1% Change in rate of employee turnover	14.58	7.89

The above sensitivity analysis is based on a change in an assumption while holding all other assumptions constant. In practice, this is unlikely to occur, and changes in some of the assumptions may be correlated. When calculating the sensitivity of the defined benefit obligation to significant actuarial assumptions the same method (present value of the defined benefit obligation calculated with the projected unit credit method at the end of the reporting period) has been applied as when calculating the defined benefit liability recognised in the balance sheet.



STL DIGITAL LIMITED
NOTES TO FINANCIAL STATEMENTS FOR THE YEAR ENDED MARCH 31, 2024
(All amounts are in ₹ lakhs, unless otherwise stated)

NOTE 15: EMPLOYEE BENEFIT OBLIGATIONS

Risk exposure

Through its defined benefit plans, the Company is exposed to a number of risks, the most significant of which are detailed below :

Interest rate risk:

A fall in the discount rate which is linked to the Government Security rate will increase the present value of the liability requiring higher provision.

Salary risk:

Rising salaries will often result in higher future defined benefit payments resulting in a higher present value of liabilities especially unexpected salary increases provided at management's discretion may lead to uncertainties in estimating this risk.

Asset liability matching risk:

The plan faces the Asset liability matching risk as to the matching cash flow. Entity has to manage pay-out based on pay as you go basis from own funds.

Mortality risk

Mortality risk has been considered as per Indian Assured Lives Mortality 2012-14 (Urban). Since the benefits under the plan is not payable for life time and payable till retirement age only, plan does not have any longevity risk.

The weighted average duration of the defined benefit obligation is 8 years (March 31, 2023 - 7 years).



STL DIGITAL LIMITED
NOTES TO FINANCIAL STATEMENTS FOR THE YEAR ENDED MARCH 31, 2024
 (All amounts are in ₹ lakhs, unless otherwise stated)

NOTE 16A: CONTRACT LIABILITIES

	<u>March 31, 2024</u>	<u>March 31, 2023</u>
Contract Liabilities		
Unearned Revenue	375.98	260.21
Total Contract Liabilities	<u>375.98</u>	<u>260.21</u>
Significant changes in contract liabilities		
Growing operations resulted in advance billing as per contract terms with customers		

Amount of revenue recognised that was included in the contract liability balance as at the beginning of the period Rs. 260.21 Lakhs (previous year Rs. Nil).

NOTE 16B: OTHER CURRENT LIABILITIES

	<u>March 31, 2024</u>	<u>March 31, 2023</u>
Current		
Statutory taxes payable	1,129.15	925.14
Payroll taxes	146.64	5.67
Total Other Current Liabilities	<u>1,275.79</u>	<u>930.81</u>

NOTE 17: Revenue from operations

	<u>March 31, 2024</u>	<u>March 31, 2023</u>
Revenue from sale of services	17,422.86	9,234.75
Other operating revenue	6,033.85	1,826.03
Revenue from operations	<u>23,456.72</u>	<u>11,060.78</u>

Unsatisfied long term consulting contracts:

The following table shows unsatisfied performance obligations resulting from fixed - price long-term contracts

	<u>March 31, 2024</u>	<u>March 31, 2023</u>
Aggregate amount of the transaction price allocated to long-term contracts that are partially or fully unsatisfied as at reporting date.	8,581.66	10,948.39

Management expects that 28% of the transaction price allocated to the unsatisfied contracts as of 31st March 2024 will be recognised as revenue during the next reporting period (INR 2,366.73 Lakhs). The remaining 72% (INR 6,214.93 Lakhs) will be recognised in the financial years 2025-26 to 2027-28.

All other contracts are for periods of one year or less or are billed based on time incurred, the company has applied the practical expedient as per Ind AS 115 and accordingly the amount of unsatisfied (or partially satisfied) performance obligations has not been disclosed with respect to the contracts with original expected duration of one year or less.

Reconciliation of Revenue Recognised with contract price

	<u>March 31, 2024</u>	<u>March 31, 2023</u>
Contract Price	23,456.72	11,060.78
Adjustments	-	-
Revenue from continuing operations	<u>23,456.72</u>	<u>11,060.78</u>

Revenue disaggregation in terms of nature has been included above.

NOTE 18: OTHER INCOME

	<u>March 31, 2024</u>	<u>March 31, 2023</u>
Unwinding of discount on security deposits	16.82	11.40
Interest on income tax refund	24.37	-
Exchange difference (net)	74.53	-
Liabilities / provisions written back on termination of lease	27.16	-
Total Other Income	<u>142.88</u>	<u>11.40</u>



STL DIGITAL LIMITED
NOTES TO FINANCIAL STATEMENTS FOR THE YEAR ENDED MARCH 31, 2024
 (All amounts are in ₹ lakhs, unless otherwise stated)

NOTE 19: EMPLOYEE BENEFITS EXPENSE

	<u>March 31, 2024</u>	<u>March 31, 2023</u>
Salaries, wages and bonus	15,838.74	13,667.56
Contribution to provident fund	809.78	331.16
Employees stock option expenses (refer note 27)	101.10	-
Gratuity expenses (refer note 15)	295.45	16.37
Staff welfare expenses	455.39	230.57
Employee benefits expense	17,500.45	14,245.66

Defined Contribution Plans

The Company has a provident fund plan which is a defined contribution plan. Contributions are made to provident fund by the Government in India for employees at the rate of 12% of basic salary as per local regulations. The obligation of the company is limited to the amount contributed and it has no further contractual nor any constructive obligation.

Particulars	<u>March 31, 2024</u>	<u>March 31, 2023</u>
Contribution to employees provident fund	809.78	331.16
Total	809.78	331.16

NOTE 20: OTHER EXPENSES

	<u>March 31, 2024</u>	<u>March 31, 2023</u>
Repairs and maintenance	36.78	1.74
Rates and taxes	0.41	0.39
Legal and professional Fees	129.10	60.12
Onsite support services (refer note 25)	8,401.86	7,136.25
Travelling and conveyance	452.77	232.05
Insurance	33.08	25.88
Sales commission	47.87	-
Exchange difference (Net)	-	198.67
Sales promotion	26.12	2.00
Subscription and AMC charges	1,217.34	405.44
Third party cost for service delivery to clients	2,009.73	-
Rent	328.30	63.92
Recruitment charges	380.78	587.74
Contractual employee expenses	1,652.92	42.93
Group IT and other support charges (refer note 25)	385.56	700.00
Payment to auditors (refer note below)	18.00	7.05
Miscellaneous expenses	189.15	38.64
Total other expenses	15,309.77	9,502.81

NOTE 20A - PAYMENT TO AUDITORS

As auditor:

	<u>March 31, 2024</u>	<u>March 31, 2023</u>
Audit fee	16.00	5.05
Tax audit fee	2.00	2.00
	18.00	7.05

NOTE 21A: DEPRECIATION

	<u>March 31, 2024</u>	<u>March 31, 2023</u>
Depreciation of property, plant and equipment	80.05	36.77
Depreciation of right of use assets	449.24	324.25
Amortisation of intangible assets	0.53	0.20
Total depreciation and amortization expense	529.82	361.22

NOTE 21B: FINANCE COST

	<u>March 31, 2024</u>	<u>March 31, 2023</u>
Interest and Finance Charges on lease liability	168.52	129.18
Interest on borrowings from related party	1,140.85	84.16
Interest others	26.05	-
Total Finance cost	1,335.42	213.34



STL DIGITAL LIMITED
NOTES TO FINANCIAL STATEMENTS FOR THE YEAR ENDED MARCH 31, 2024
 (All amounts are in ₹ lakhs, unless otherwise stated)

NOTE 22: DEFERRED TAX ASSETS (NET) AND CURRENT TAX

	<u>March 31, 2024</u>	<u>March 31, 2023</u>
(i) Income Tax Expense		
Current Tax		
Current tax on profits for the year	-	-
Adjustments for current tax of prior periods	-	-
Total current tax expense	-	-
Deferred Tax		
Decrease (increase) in deferred tax assets	(2,843.33)	(1,353.76)
(Decrease) increase in deferred tax liabilities	(116.42)	483.70
	(2,959.75)	(870.06)
(ii) Deferred tax liabilities		
Property, plant and equipment: Impact of difference between tax depreciation and depreciation for financial reporting	20.27	6.68
Right of use assets	347.01	477.02
Total deferred tax liabilities (A)	367.28	483.70
Deferred tax assets		
Lease liabilities	(425.85)	(502.68)
Defined benefit obligations	(381.79)	(152.20)
Security deposits	(11.70)	(15.62)
Tax losses	(3,335.44)	(683.26)
Others	(42.31)	-
Total deferred tax asset (B)	(4,197.09)	(1,353.76)
Net deferred tax assets (A + B)	(3,829.81)	(870.06)

As at March 31, 2024, the Company has 13,252.70 Lakhs (March 31, 2023: 2,714.80 Lakhs) of tax losses carried forward as per income tax records of the Company. These losses pertain to unabsorbed business loss as at March 31, 2024 of 13,195.15 Lakhs (March 31, 2023: 2,681.46 Lakhs) which has an expiry of eight years and unabsorbed depreciation loss as at March 31, 2023 of 57.55 Lakhs (March 31, 2023: 33.34 Lakhs) which do not have any expiry period.

The Company has recognised deferred tax assets on carried forward tax losses as the Company has concluded that the deferred tax assets will be recoverable using the estimated future taxable income based on the approved business plans and budgets of the Company. There are no remaining tax losses on which deferred tax assets has not been recognised.

(iii) Change in Deferred Tax Assets / (Liabilities) (Credited) /Charged to Statement of Profit and Loss during the year

Particulars	<u>March 31, 2024</u>	<u>March 31, 2023</u>
a. Statement of Profit and Loss		
Movements in deferred tax liabilities		
Property, plant and equipment: Impact of difference between tax depreciation and depreciation for financial reporting	13.59	6.68
Right to use asset	(130.01)	477.02
Movements in deferred tax assets		
Lease liability	76.84	(502.69)
Defined benefit obligations	(222.99)	(152.20)
Security deposits	3.92	(15.62)
Tax losses	(2,652.18)	(683.26)
Others	(42.31)	-
Total (Credit) / Charge to statement of profit and loss account	(2,953.14)	(870.06)
b. Statement of other comprehensive income		
Movements in deferred tax assets		
Defined Benefit obligations	(6.61)	-
Total (Credit) / Charge to statement of other comprehensive income	(6.61)	-



STL DIGITAL LIMITED**NOTES TO FINANCIAL STATEMENTS FOR THE YEAR ENDED MARCH 31, 2024**

(All amounts are in ₹ lakhs, unless otherwise stated)

(iv) Reconciliation of Tax Expense

Particulars	March 31, 2024	March 31, 2023
Accounting Profit / (Loss) before Tax	(11,075.87)	(13,250.84)
Tax at India's Statutory Income Tax rate of 25.168% (March 31, 2023 : 25.168%)	(2,787.58)	(3,334.97)
Tax effect amounts which are not deductible / taxable in calculating income tax	(191.02)	(368.00)
Others	25.46	14.88
Income Tax	(2,953.14)	(3,688.09)
Income tax reported in statement of profit and loss	(2,953.14)	(870.06)

There is no income surrendered or disclosed as income during the current or previous year in the tax assessments under the Income Tax Act, 1961 that has not been recorded in the books of accounts.

NOTE 23: LOSS PER SHARE

Basic loss per share amounts are calculated by dividing the loss for the year attributable to equity holders by the weighted average number of Equity shares outstanding during the year.

The following table shows the computation of basic loss per share:

	March 31, 2024	March 31, 2023
Loss for the year	(8,122.74)	(12,380.79)
Weighted average number of equity shares for calculating basic and diluted EPS	50,000.00	50,000.00
Loss per share		
Basic and diluted (on nominal value of Rs. 10 per share) per share (Rs.)	(16,245.46)	(24,761.58)

There is no dilution to the basic loss per share as there are no dilutive potential equity shares.



STL DIGITAL LIMITED
NOTES TO FINANCIAL STATEMENTS FOR THE YEAR ENDED MARCH 31, 2024
 (All amounts are in ₹ lakhs, unless otherwise stated)

NOTE 24: FAIR VALUE MEASUREMENT

Financial Instruments by category

	March 31, 2024		March 31, 2023	
	FVPL	Amortised cost	FVPL	Amortised cost
Financial Assets				
Trade receivables	-	10,545.82	-	7,079.94
Cash and cash equivalents	-	345.64	-	54.93
Security deposits	-	201.77	-	168.51
Loans	-	0.50	-	-
Other financials assets	-	-	-	554.26
Total Financial assets	-	11,093.73	-	7,857.63
Financials liabilities				
Borrowings	-	14,175.09	-	6,295.44
Trade payables	-	10,025.30	-	1,134.34
Lease liability	-	1,692.02	-	2,266.12
Other financial liabilities	-	1,222.67	-	2,466.06
Total Financial liabilities	-	27,115.08	-	12,161.95

Level 1: The fair value of financial instruments traded in active markets (such as publicly traded derivatives and equity securities) is based on quoted market prices at the end of the reporting period. The mutual funds are valued using the closing NAV. The quoted market price used for financial assets held by the group is the current bid price. These instruments are included in level 1.

Level 2: The fair value of financial instruments that are not traded in an active market (for example, traded bonds, over-the-counter derivatives) is determined using valuation techniques which maximise the use of observable market data and rely as little as possible on entity-specific estimates. If all significant inputs required to fair value an instrument are observable, the instrument is included in level 2.

Level 3: If one or more of the significant inputs is not based on observable market data, the instrument is included in level 3. This is the case for unlisted equity securities, contingent consideration and indemnification asset included in level 3.

There are no transfers between levels 1 and 2 during the year.

The company's policy is to recognise transfers into and transfers out of fair value hierarchy levels as at the end of the reporting period.

Fair value of financial assets and liabilities measured at cost

The management assessed that cash and cash equivalents, trade receivables, trade payables, other current assets and liabilities approximate their carrying amounts largely due to the short-term maturities of these instruments. The management has further assessed that borrowings availed and loans given approximate their carrying amounts largely due to the interest rates being variable, movements in interest rates from the recognition of such financial instrument till period end not being material.

All the above financial assets and financial liabilities are categorized as level 3.

Valuation technique applied to security deposits and Lease Liabilities:

The value of security deposit and lease liabilities is determined using the present value of future cash flows based on the average interest rates at the balance sheet date.



STL DIGITAL LIMITED
NOTES TO FINANCIAL STATEMENTS FOR THE YEAR ENDED MARCH 31, 2024
 (All amounts are in ₹ lakhs, unless otherwise stated)

NOTE 25: RELATED PARTY TRANSACTIONS

A. Name of related party and nature of relationships:

Related parties where control exists:

Sterlite Technologies Limited	Immediate Holding Company
Twinstar Overseas Limited, Mauritius	Intermediate Holding Company
Volcan Investments Limited, Bahamas	Ultimate Holding Company

Note on ultimate holding company

Sterlite Technologies Limited (Immediate holding company) is a majority owned & controlled subsidiary of Twinstar Overseas Limited (Twin star). Volcan Investments Limited holds 100% of voting rights of Twin star. Volcan is 100% beneficiary owned & controlled by Mr Anil Agarwal discretionary trust ("Trust"). Mr Anil Agarwal is the protector and one of the beneficiaries of the trust. Twin star, Volcan & trust do not produce group financial statements.

Other related parties

STL Digital Inc	Subsidiary
STL Digital UK Limited	Subsidiary
Vedanta Limited	Fellow subsidiary
Sterlite Technologies Inc.	Fellow subsidiary
Hindustan Zinc Limited	Fellow subsidiary
Ferro Alloys Corporation Limited (FACOR)	Fellow subsidiary
ESL Steel limited	Fellow subsidiary
Talwandi Sabo Power Limited	Fellow subsidiary
Bharat Aluminium Company Limited	Fellow subsidiary
Malco Energy Limited	Fellow subsidiary
Sterlite Technologies UK Ventures Ltd	Fellow subsidiary
Sterlite Tech Cables Solutions Limited	Fellow subsidiary
Sterlite Power Transmission Limited	Fellow subsidiary
The Anil Agarwal Foundation	Fellow subsidiary

Key Management Personnel (KMP)

Ankit Agarwal - Director - Appointed wef 20th December 2018
 Pankaj Aggarwal - Director - Resigned as on 28th July 2023
 Sumit Mukherjee - Director - Resigned as on 11th August 2023
 Raman Venkatraman - Director - Appointed wef 28th July 2023
 Anil Agarwal - Director - Appointed as on 28th July 2023

B. Transactions with related parties during the year and their outstanding balances are as follows:

Sterlite Technologies Limited

Particulars	Relationship	March 31, 2024	March 31, 2023
Interest on borrowing	Holding Company	1,140.85	84.16
Loan taken during the year	Holding Company	26,784.16	7,369.61
Loan repaid during the year	Holding Company	20,045.82	1,158.33
Purchase of fixed assets	Holding Company	-	6.53
Sale of Services	Holding Company	4,940.58	4,541.02
Principal elements of lease payments	Holding Company	38.40	90.13
Interest charged on lease	Holding Company	6.19	25.07
Onsite support services	Holding Company	101.33	985.11
Group IT and other support charges (Refer note I below)	Holding Company	385.56	700.00
Purchase of Digital business undertaking (refer note 32)	Holding Company	1,759.79	-

STL Digital Inc

Particulars	Relationship	March 31, 2024	March 31, 2023
Sale of Services	Subsidiary	5,364.34	520.47
Onsite support services		6,611.47	-


STL Digital UK Limited

Particulars	Relationship	March 31, 2024	March 31, 2023
Sale of Services	Subsidiary	669.51	-
Onsite support services		218.84	-



STL DIGITAL LIMITED
NOTES TO FINANCIAL STATEMENTS FOR THE YEAR ENDED MARCH 31, 2024
 (All amounts are in ₹ lakhs, unless otherwise stated)

Sterlite Technologies Inc			
Particulars	Relationship	March 31, 2024	March 31, 2023
Onsite support services	Fellow subsidiary	1,470.23	-
Sterlite Technologies UK Ventures Ltd			
Particulars	Relationship	March 31, 2024	March 31, 2023
Purchase of services	Fellow subsidiary	788.90	-
Vedanta Limited			
Particulars	Relationship	March 31, 2024	March 31, 2023
Sale of Services	Fellow subsidiary	7,750.22	620.95
Hindustan zinc Limited			
Particulars	Relationship	March 31, 2024	March 31, 2023
Sale of Services	Fellow subsidiary	2,347.66	176.62
Ferro Alloys Corporation Limited (FACOR)			
Particulars	Relationship	March 31, 2024	March 31, 2023
Sale of Services	Fellow subsidiary	203.00	21.78
ESL Steel limited			
Particulars	Relationship	March 31, 2024	March 31, 2023
Sale of Services	Fellow subsidiary	854.17	33.51
Bharat Aluminium Company Limited			
Particulars	Relationship	March 31, 2024	March 31, 2023
Sale of Services	Fellow subsidiary	843.09	21.01
Talwandi Sabo Power Limited			
Particulars	Relationship	March 31, 2024	March 31, 2023
Sale of Services	Fellow subsidiary	59.61	11.42
MALCO Energy Limited			
Particulars	Relationship	March 31, 2024	March 31, 2023
Sale of Services	Fellow subsidiary	41.24	-
Sterlite Power Transmission Limited			
Particulars	Relationship	March 31, 2024	March 31, 2023
Sale of Services	Fellow subsidiary	5.69	-
Sterlite Tech Cables Solutions Limited			
Particulars	Relationship	March 31, 2024	March 31, 2023
Sale of Services	Fellow Subsidiary	20.12	-
The Anil Agarwal Foundation			
Particulars	Relationship	March 31, 2024	March 31, 2023
Sale of Services	Fellow subsidiary	24.45	-
C. Outstanding balances:			
Sterlite Technologies Limited			
Particulars	Relationship	March 31, 2024	March 31, 2023
Trade payables	Holding Company	2,383.10	621.46
Trade receivables	Holding Company	3,454.93	4,832.25
Loans (includes interest accrued)	Holding Company	14,175.09	6,295.44
Lease liabilities	Holding Company	-	322.90
Other receivables	Holding Company	-	554.26
STL Digital Inc			
Particulars	Relationship	March 31, 2024	March 31, 2023
Trade receivables	Subsidiary	3,943.45	520.47
Trade payables	Subsidiary	3,976.38	-
STL Digital UK Ltd			
Particulars	Relationship	March 31, 2024	March 31, 2023
Trade receivables	Subsidiary	658.75	-
Trade payables	Subsidiary	220.40	-



STL DIGITAL LIMITED
NOTES TO FINANCIAL STATEMENTS FOR THE YEAR ENDED MARCH 31, 2024
 (All amounts are in ₹ lakhs, unless otherwise stated)

Sterlite Technologies Inc			
Particulars	Relationship	March 31, 2024	March 31, 2023
Trade payables	Fellow Subsidiary	791.52	-
Sterlite Technologies UK Ventures Ltd			
Particulars	Relationship	March 31, 2024	March 31, 2023
Trade receivable	Fellow Subsidiary	17.31	-
Vedanta Limited			
Particulars	Relationship	March 31, 2024	March 31, 2023
Trade receivables	Fellow Subsidiary	936.06	148.85
Hindustan zinc Limited			
Particulars	Relationship	March 31, 2024	March 31, 2023
Trade receivables	Fellow Subsidiary	177.85	54.34
Ferro Alloys Corporation Limited (FACOR)			
Particulars	Relationship	March 31, 2024	March 31, 2023
Trade receivables	Fellow Subsidiary	15.60	13.76
Talwandi Sabo Power Limited			
Particulars	Relationship	March 31, 2024	March 31, 2023
Trade receivables	Fellow Subsidiary	3.48	11.42
Bharat Aluminium Company Limited			
Particulars	Relationship	March 31, 2024	March 31, 2023
Trade receivables	Fellow Subsidiary	40.44	21.01
Vedanta ESL steel limited			
Particulars	Relationship	March 31, 2024	March 31, 2023
Trade receivables	Holding Company	43.30	51.57
Sterlite Tech Cables Solutions Limited			
Particulars	Relationship	March 31, 2024	March 31, 2023
Trade receivables	Fellow Subsidiary	6.27	-
Sterlite Power Transmission Limited			
Particulars	Relationship	March 31, 2024	March 31, 2023
Trade receivables	Fellow Subsidiary	1.73	-
MALCO Energy Limited			
Particulars	Relationship	March 31, 2024	March 31, 2023
Trade receivables	Fellow Subsidiary	2.87	-
The Anil Agarwal Foundation			
Particulars	Relationship	March 31, 2024	March 31, 2023
Trade receivables	Fellow Subsidiary	17.16	-

Note:

- Group IT and other support charges were brought from immediate parent entity on a cost plus basis allowing a margin of 10%.
- All other transactions were made on normal commercial terms and conditions and at market rates.
- Following amounts pertaining to related parties which have been included in the previous year's financial information for the accounting impact of business combination under common control, as if the business combination had occurred from the beginning of the comparative period in compliance with Appendix C - 'Business combinations of entities under common control' of Ind AS 103, have not been considered in above disclosures of related parties transactions -

Particulars	March 31, 2023
Revenue	1,826.03
Other expenses	6,851.14
Other financial liabilities	1,759.79



STL DIGITAL LIMITED
NOTES TO FINANCIAL STATEMENTS FOR THE YEAR ENDED MARCH 31, 2024
 (All amounts are in ₹ lakhs, unless otherwise stated)

NOTE 26: FINANCIAL RISK MANAGEMENT

The Company's principal financial liabilities comprise of borrowings, trade and other payables and other financial liabilities. The main purpose of these financial liabilities is to finance the Company's operations. The Company's principal financial assets include loans, trade and other receivables, cash and cash equivalents, other bank balances and other financial assets that derive directly from its operations.

Credit Risk Management

The Company is exposed to credit risk, liquidity risk and market risk (foreign exchange and interest rate). The Company's senior management oversees the management of these risks. All risk management activities are carried out by specialist teams that have the appropriate skills, experience and supervision. The Company reviews and agrees policies for managing each of these risks, which are summarised below:

The Risk Management policies of the Company are established to identify and analyse the risks faced by the Company, to set appropriate risk limits and controls and to monitor risks and adherence to limits. Risk management policies and systems are approved and reviewed regularly by Board to reflect changes in market conditions and the Company's activities.

Management has overall responsibility for the establishment and oversight of the Company's risk management framework. In performing its operating, investing and financing activities, the Company is exposed to the Credit risk, liquidity risk and market risk.

Customer credit risk is managed by top management subject to the Company's established policy, procedures and control relating to customer credit risk management. Credit quality of a customer is assessed based on credit rating and individual credit limits are defined in accordance with this assessment. Outstanding customer receivables are regularly monitored.

A. Credit risk

Credit risk arises from cash and cash equivalents, exposures to customers including outstanding receivables and other financial assets.

Trade Receivables and Unbilled Revenue

To measure the expected credit losses, trade receivables and contract assets have been grouped based on share credit risk characteristics and the days past due, the contract assets relate to unbilled work in progress and have substantially the same risk characteristics as the trade receivables for the same types of contracts. The company has therefore concluded that they expected loss rates for trade receivables are a reasonable approximation of the loss rates for the contract assets.

An impairment analysis is performed at each reporting date on an individual basis for major customers. In addition, a large number of minor receivables are grouped into homogenous groups and assessed for impairment collectively. The maximum exposure to credit risk at the reporting date is the carrying value of each class of financial assets. During the year, the Company made no write-offs of trade receivables, it does not expect to receive future cash flows or recoveries from collection of cash flows previously written off. As significant outstanding trade receivable are outstanding from its related parties, credit risk related to these receivables and contract assets is considered to be low.

The Company has a detailed review mechanism of overdue customer receivables at various levels within organisation to ensure proper attention and focus for realisation and based on assessment performed management has concluded that impact of expected credit loss is not material and no provision has been made against trade receivable to cover the provision on account of expected credit loss.

Details of Expected credit loss for trade receivables and unbilled revenue is as follow:

Particulars	March 31, 2024			March 31, 2023		
	Less than 365 days	More than 365 days	Total	Less than 365 days	More than 365 days	Total
Gross Carrying Amount	10,545.82	-	10,545.82	7,079.94	-	7,079.94
Expected Credit Loss rate	-	-	-	-	-	-
Expected Credit Loss Provision	-	-	-	-	-	-
Carrying Amount of Trade Receivable and Unbilled Revenue (Net of provision)	10,545.82	-	10,545.82	7,079.94	-	7,079.94

Financial assets and cash deposits

Credit risk from balances with banks and financial institutions is managed by the Company's treasury department in accordance with the Company's policy. Investments of surplus funds are made only with approved counterparties and within credit limits assigned to each counterparty. Counterparty credit limits are reviewed by the Company on an annual basis, and may be updated throughout the year. The limits are set to minimise the concentration of risks and therefore mitigate financial loss through counterparty's potential failure to make payments.

The Company's maximum exposure to credit risk for the components of the balance sheet at March 31, 2024 and March 31, 2023 is the carrying amounts of each class of financial assets.

The company's customer profile for revenue contracts majorly includes its related parties. Accordingly, the company's customer credit risk is low. General payment terms include payments with a credit period ranging from 30 to 180 days.

B. Liquidity Risk

Liquidity risk is the risk that the Company may encounter difficulty in meeting its present and future obligations associated with financial liabilities that are required to be settled by delivering cash or another financial asset. The Company's objective is to, at all times, maintain optimum levels of liquidity to meet its cash and collateral obligations. The Company requires funds both for short term operational needs as well as for long term investment programs mainly in growth projects.

The Company closely monitors its liquidity position and deploys a robust cash management system. It aims to minimise these risks by generating sufficient cash flows from its current operations, which in addition to the available cash and cash equivalents, liquid investments and sufficient committed fund facilities, will provide liquidity. The Company also has financial support from its holding Company to meet its liquidity requirements as and when required.

The liquidity risk is managed on the basis of expected maturity dates of the financial liabilities. The average credit period taken to settle trade payables is about 30 - 90 days. The other payables are with short term durations. The carrying amounts are assumed to be reasonable approximation of fair value. The table below summarises the maturity profile of the Company's financial liabilities based on contractual undiscounted payments.

Particulars	Payable on demand	Less than 3 months	3 to 12 months	1 year to 5 years	Total
As at March 31, 2024					
Trade payables	-	10,025.30	-	-	10,025.30
Lease Liability	-	169.23	501.61	1,641.19	2,312.03
Borrowings	14,175.09	-	-	-	14,175.09
Other financial liabilities	-	1,222.67	-	-	1,222.67
	14,175.09	11,417.20	501.61	1,641.19	27,735.09
As at March 31, 2023					
Trade payables	-	1,134.34	-	-	1,134.34
Lease Liability	-	144.09	439.00	2,041.81	2,624.90
Borrowings	6,295.44	-	-	-	6,295.44
Other financial liabilities	-	2,466.06	-	-	2,466.06
	6,295.44	3,744.48	439.00	2,041.81	12,520.74



STL DIGITAL LIMITED
NOTES TO FINANCIAL STATEMENTS FOR THE YEAR ENDED MARCH 31, 2024
 (All amounts are in ₹ lakhs, unless otherwise stated)

C. Market risk

Foreign currency risk

The company operates internationally and is exposed to foreign exchange risk arising from foreign currency transactions, primarily with respect to the USD, EURO, GBP and JPY. Foreign exchange risk arises from future commercial transactions and recognised assets and liabilities denominated in a currency that is not the company's functional currency (INR). The risk is measured through a forecast of highly probable foreign currency cash flows.

March 31, 2024

Financial Assets	USD	GBP
Trade receivable	52.88	8.74
Net Exposure to foreign currency risk (Assets)*	52.88	8.74

March 31, 2024

Financial Liabilities	USD	Euro	GBP	JPY
Trade Payables	58.47	0.01	1.40	3.83
Net Exposure to foreign currency risk (Liabilities)	58.47	0.01	1.40	3.83

March 31, 2023

Financial Assets	USD
Trade receivable	7.50
Net Exposure to foreign currency risk (Liabilities)	7.50

March 31, 2023

Financial Liabilities	USD
Trade Payables	3.36
Net Exposure to foreign currency risk (Liabilities)	3.36

Foreign currency sensitivity

The following tables demonstrate the sensitivity to a reasonably possible change in USD, EUR, JPY and GBP exchange rates, with all other variables held constant. The impact on the company's profit before tax is due to changes in the fair value of monetary assets and liabilities. The impact on the company's pre-tax equity is due to changes in the fair value of forward exchange contracts designated as cash flow hedges. The company's exposure to foreign currency changes for all other currencies is not material. With all the other variable held constant, the company's profit before tax is affected through the impact on change of foreign currency rate as follows-

Particulars	Change in Rate	Impact on profit before tax		Impact on other components of equity	
		March 31, 2024	March 31, 2023	March 31, 2024	March 31, 2023
USD Sensitivity	+5%	5.57	0.54	-	-
	-5%	(5.57)	(0.54)	-	-
GBP Sensitivity	+5%	0.51	-	-	-
	-5%	(0.51)	-	-	-
EUR Sensitivity	+5%	0.00	-	-	-
	-5%	(0.00)	-	-	-
JPY Sensitivity	+5%	0.19	-	-	-
	-5%	(0.19)	-	-	-

Interest rate risk

Interest rate risk is the risk that the fair value or the future cash flows of a financial instrument will fluctuate because of changes in interest rates. The company's exposure to the risk of changes in interest rate primarily relates to the company's debt obligations with floating interest rates.

The company is exposed to the interest rate fluctuation in domestic. The company manages its interest rate risk by having a balanced portfolio of fixed and variable rate borrowings. At March 31, 2024, 0% of the company's borrowings are at a fixed rate of interest (March 31, 2023: 0%).

	March 31, 2024	March 31, 2023
Variable rate borrowings	14,175.09	6,295.44
Fixed rate borrowings	-	-
Total borrowings	14,175.09	6,295.44

The following table demonstrates the sensitivity to a reasonably possible change in the interest rates on borrowings at variable interest rate. With all the other variables held constant, the company's profit before tax is affected through the impact on floating rate borrowings, as follows:

Particulars	Increase/Decrease in Basis Points	Effect on profit before tax / pre-tax equity Decrease/ (increase)
March 31, 2024		
Base Rate	+50	70.88
Base Rate	-50	(70.88)
March 31, 2023		
Base Rate	+50	31.48
Base Rate	-50	(31.48)



STL DIGITAL LIMITED
NOTES TO FINANCIAL STATEMENTS FOR THE YEAR ENDED MARCH 31, 2024
 (All amounts are in ₹ lakhs, unless otherwise stated)

Note 27 : EMPLOYEE SHARE BASED PAYMENTS

The Parent Company (Sterlite Technologies Limited) of the company has established employees stock options plan, 2010 ("ESOP Scheme") for its employees and employees of its subsidiaries pursuant to the special resolution passed by shareholders at the annual general meeting held on July 14, 2010. The employee stock option plan is designed to provide incentives to the employees to deliver long-term returns and is an equity settled plan. The ESOP Scheme is administered by the Nomination and Remuneration Committee of the parent entity. Participation in the plan is at the Nomination and Remuneration Committee's discretion and no individual has a contractual right to participate in the ESOP Scheme or to receive any guaranteed benefits. Options granted under ESOP scheme would vest in not less than one year and not more than five years from the date of grant of the options. The Nomination and Remuneration Committee of the Company has approved multiple grants with related vesting conditions. Vesting of the options would be subject to continuous employment with the Company and hence, the options would vest with passage of time. In addition to this, the Nomination and Remuneration Committee may also specify certain performance parameters subject to which the options would vest. Such options would vest when the performance parameters are met.

Once vested, the options remain exercisable for a period of maximum five years. Options granted under the plan are for no consideration and carry no dividend or voting rights. On exercise, each option is convertible into one equity share. The exercise price is ₹ 2 per option.

The ESOP Scheme of the Parent Company is also applicable for the eligible employees of the company.

The Company has charged ₹ 101.10 lakhs (March 31, 2023: 96 lakhs) to the statement of profit and loss in respect of options granted under ESOP scheme of the Parent Company.

ESOP scheme of the Parent Company.

	March 31, 2024		March 31, 2023	
	Average Exercise price per share option (INR)	Number of Options	Average Exercise price per share option (INR)	Number of Options
Opening Balance	2	263,984	2	70,694
Granted during the year	2	159,100	2	202,524
Exercised during the year	2	-	2	-
Expired/cancelled during the year	2	(126,668)	2	(9,234)
Closing Balance		296,416		263,984
Vested and Exercisable		65,055		8,720

Weighted average share price at the date of exercise of options exercised during the year ended March 31, 2024 is ₹150 (March 31, 2023: ₹ 164).

Share options outstanding at the end of the year have the following expiry date and exercise prices.

Grant Date	Expiry Date	Exercise Price (INR)	Share options outstanding on March 31, 2024	Share options outstanding on March 31, 2023
30 March 2015	01 June 2025	2	3,000	3,000
25 July 2016	01 August 2026	2	1,500	1,500
19 July 2017	01 August 2027	2	300	1,450
19 July 2018	01 August 2028	2	2,170	5,694
24 October 2019	24 October 2029	2	4,790	13,710
22 July 2020	31 July 2030	2	7,968	23,271
21 July 2021	31 July 2031	2	7,068	22,069
19 July 2022	31 July 2032	2	95,002	172,025
25 January 2023	26 January 2033	2	15,518	21,265
26 July 2023	31 July 2033	2	159,100	-
Total			296,416	263,984

Weighted Average remaining contractual life of the options outstanding at the end of the period

3.69

3.78



STL DIGITAL LIMITED
NOTES TO FINANCIAL STATEMENTS FOR THE YEAR ENDED MARCH 31, 2024
 (All amounts are in ₹ lakhs, unless otherwise stated)

b) Fair Value of the options granted during the year-

Following are the details of assumptions under the grant, related vesting conditions and fair valuation model used based on the nature of vesting.

Date of Grant- July 26, 2023

The parent entity has granted 159,100 options under ESOP scheme based on following criteria and related assumptions

1. Vesting criteria - Assured vesting of 25% options in four years subject to continuous employment with the Company.

Fair Valuation Method- Black Scholes options pricing model

Variables	Vest 1 - 4
	01-Aug-2024 - 2027
Share price at Grant Date	148.60
Volatility	38.20%
Risk Free rate	7.03%
Exercise Price (Rs per Option)	2.00
Life of the Option	2.52
Dividend Yield	0.59%
Outputs	
Option Fair value	144.70
Vesting Percentage	25.00%
Fair Value of the option (Black Scholes model)	144.70

2. Vesting criteria - 25% Vesting based on share price performance (SPP)

Fair Valuation Method - Monte carlo simulation model

Vesting of these options is dependent on the share price performance (SPP) conditions of FY 2023-24 identified by Nomination and Remuneration Committee. The Monte carlo model requires the following information of the company and comparator group companies:

- The historical share price and expected volatility during the performance period
- Risk free interest rate of the country where stock of comparator group is listed
- Dividend yield based on historical dividend payments
- Estimate of correlation coefficients for each pair of company

Assumptions used are as follows:

Variables	
Share price at Grant Date	-
Volatility	28.90%
Risk Free rate	0.00%
Exercise Price (Rs per Option)	-
Life of the Option	0.81
Dividend Yield	0.00%
Fair Value of the option	56.10

3. Vesting criteria - 50% Vesting based on achievement of target EBITDA

Fair Valuation Method - Monte carlo simulation model

Vesting of these options is dependent on the achievement of target EBITDA during the performance of FY 2023-24 as per the criteria determined by Nomination and Remuneration Committee.

The Monte carlo model requires the following information of the company :

- the historical share price and expected volatility during the performance period
- Risk free interest rate of the company
- Dividend yield based on historical dividend payments
- Estimate of EBITDA as per approved business plan

Assumptions used are as follows:

Fair Valuation Method - Monte carlo simulation model

Assumptions used are as follows:

Variables	
Share price at Grant Date	-
Volatility	28.90%
Risk Free rate	0.00%
Exercise Price (Rs per Option)	-
Life of the Option	0.81
Dividend Yield	0.00%
Fair Value of the option	93.60



STL DIGITAL LIMITED
NOTES TO FINANCIAL STATEMENTS FOR THE YEAR ENDED MARCH 31, 2024
 (All amounts are in ₹ lakhs, unless otherwise stated)

Date of Grant- July 19, 2022

The parent entity has granted 172,025 options under ESOP scheme based on following criteria and related assumptions

1. Vesting criteria - Assured vesting of 30% Options in five years subject to continuous employment with the company.

Fair Valuation Method- Black scholes options pricing model

Variables	Vest 1 - 5
	01-Aug-2023 - 2027
Share price at Grant Date	143.85
Volatility	43.10%
Risk Free rate	7.09%
Exercise Price (Rs per Option)	2.00
Life of the Option	2.14
Dividend Yield	0.78%
Outputs	
Option Fair value	139.8
Vesting Percentage	10.00%
Fair Value of the option (Black scholes model)	139.8

The expected price volatility is based on historical volatility (based on remaining life of the options) adjusted for any expected change to future volatility due to publicly available information.

2. Vesting criteria - 30% Vesting based on total Shareholders return based on market performance

Fair Valuation Method - Monte carlo simulation model

Vesting of these options is dependent on the shareholder return during the performance as compared to comparator group identified by Nomination and Remuneration Committee. The Monte carlo model requires the following information of the company and comparator group companies:

- the historical share price and expected volatility during the performance period
- Risk free interest rate of the country where stock of comparator group is listed
- Dividend yield based on historical dividend payments
- Estimate of correlation coefficients for each pair of company

Assumptions used are as follows:

Variables	
Share price at Grant Date	143.85
Volatility	52.52%
Risk Free rate	6.42%
Exercise Price (Rs per Option)	2.00
Life of the Option	0.82
Dividend Yield	0.78%
Fair Value of the option	36.93

3. Vesting criteria - 40% Vesting based on achievement of target EBITDA

Fair Valuation Method - Monte carlo simulation model

Vesting of these options is dependent on the achievement of target EBITDA during the performance of FY 2023-24 as per the criteria determined by Nomination and Remuneration Committee. The Monte carlo model requires the following information of the company :

- the historical share price and expected volatility during the performance period
- Risk free interest rate of the company
- Dividend yield based on historical dividend payments
- Estimate of EBITDA as per approved business plan

Assumptions used are as follows:

Variables	
Share price at Grant Date	143.85
Volatility	52.52%
Risk Free rate	6.42%
Exercise Price (Rs per Option)	2.00
Life of the Option	0.82
Dividend Yield	0.78%
Fair Value of the option	133.40

Date of Grant- January 25, 2023

The parent entity has granted 21,265 options under ESOP scheme based on following criteria and related assumptions

Vesting criteria - Continuous employment with the Company.

Fair Valuation Method- Black Scholes options Pricing Model

Variables	Vest 1 - 5
	26-Jan-2023 - 2028
Share price at Grant Date	179.60
Volatility	44.70%
Risk Free rate	7.00%
Exercise Price (Rs per Option)	2.00
Life of the Option	2.10
Dividend Yield	2.50%
Outputs	
Option Fair value	175.00
Vesting Percentage	10.00%
Fair Value of the option (Black Scholes Model)	175.00



STL DIGITAL LIMITED**NOTES TO FINANCIAL STATEMENTS FOR THE YEAR ENDED MARCH 31, 2024**

(All amounts are in ₹ lakhs, unless otherwise stated)

NOTE 28 : CAPITAL MANAGEMENT

For the purpose of capital management of the company, capital includes issued equity capital and all other equity reserves attributable to the shareholders of the Company. The primary objective of the Company's capital management is to ensure that it maintains a strong credit rating, healthy capital ratios in order to support its business and maximise shareholder value and optimal capital structure to reduce cost of capital.

The Company manages its capital structure and makes adjustments to it in light of changes in economic conditions. To maintain or adjust the capital structure, the Company may adjust the dividend payment to shareholders, return capital to shareholders or issue new shares. The Company monitors capital using a gearing ratio, which is net debt divided by total capital plus net debt. The Company's policy is to keep the gearing ratio optimum. The Company includes within net debt, interest bearing loans and borrowings less cash and cash equivalents.

Particulars	March 31, 2024	March 31, 2023
Interest Bearing Loans and borrowings	14,175.09	6,295.44
Less: Cash and Cash equivalents	(345.64)	(54.93)
Net debt	13,829.45	6,240.51
Equity share capital	5.00	5.00
Other equity	(10,724.21)	(2,682.92)
Total capital	(10,719.21)	(2,677.92)
Capital and net debt	3,110.24	3,562.59
Gearing ratio	444.64%	175.17%

The current capital gearing ratio is at a high level since the company is in its initial years of operation and therefore has obtained funds from the parent entity by way of loans to meet its operational requirements.

No changes were made in the objectives, policies or processes for managing capital during the years ended March 31, 2024 and March 31, 2023.



STL DIGITAL LIMITED
NOTES TO FINANCIAL STATEMENTS FOR THE YEAR ENDED MARCH 31, 2024
 (All amounts are in ₹ lakhs, unless otherwise stated)

NOTE 29: CONTINGENT LIABILITIES

There are no contingent liabilities outstanding as at the end of the year as at March 31, 2024 and March 31, 2023.

NOTE 30: FINANCIAL PERFORMANCE RATIOS

Particulars	March 31 ,2024	March 31 ,2023	Variation	Remarks
A. Performance Ratio				
Net profit ratio (Profit after tax and exceptional items) / (Revenue from operations)	-34.63%	-111.93%	-69.06%	Refer note (i) below
Net capital turnover ratio (Revenue from operations) / (Closing working capital)	(1.54)	(2.89)	135.61%	Refer note (i) below
Return on capital employed (Profit before tax) / (Closing capital employed*)	-320.67%	-366.55%	-12.52%	Refer note (i) below
Return on equity ratio (Profit after exceptional items and tax) / (Average shareholder's equity)	121.26%	-913.79%	-113.27%	Refer note (i) below
Return on investment (Profit before tax) / (total assets)	-56.69%	-111.97%	-49.37%	Refer note (i) below
Debt service coverage ratio (Net profit after taxes + depreciations and other amortizations + other adjustments like loss on sale of PP&E) / (Interest and principal repayments including lease payments.	(0.30)	(9.50)	-96.82%	Refer note (i) below
B. Leverage Ratios				
Debt-equity ratio (Total debt) / (Total equity)	(1.32)	(2.35)	-43.75%	Increased working capital requirement resulting into higher Debt
C. Liquidity Ratios				
Current ratio (Current assets) / (Current liabilities)	0.46	0.69	-34.15%	Decrease in ratios is due to increase in current liabilities
D. Activity Ratio				
Inventory turnover ratio (Cost of goods sold) / (Closing inventory)	NA	NA	NA	
Trade receivables turnover ratio (Revenue from operations) / (Closing current trade receivables)	2.22	1.56	42.37%	Revenue from operation increased during the year resulting higher receivables
Trade payables turnover ratio (Cost of goods sold) / (Closing trade payable)	NA	NA	NA	
*Closing capital employed = Tangible net worth + Gross debt + Deferred tax liability	3,453.96	3,615.07		

Note: Explanation for change in ratio by more than 25%

(i) The variation in performance base ratios as the operations during the year have increased substantially and further loss during the year also has increased as compared to the previous year.



STL DIGITAL LIMITED

NOTES TO FINANCIAL STATEMENTS FOR THE YEAR ENDED MARCH 31, 2024

(All amounts are in ₹ lakhs, unless otherwise stated)

NOTE 31: SEGMENT REPORTING

The Company has only one reportable segment which is Digital business i.e. Providing IT support and other IT related services. Accordingly, separate segment information is not required to be disclosed.

Geographical information

Particulars	March 31, 2024	March 31, 2023
(i) Revenue from external customers		
- Within India	13,246.35	7,467.56
- Outside India	10,210.36	3,593.23
Total revenue as per statement of profit and loss	23,456.72	11,060.78

The revenue information above is based on the locations of the customers

(ii) Non-current assets		
- Within India	6,700.35	3,174.51
- Outside India	-	-
Total non-current assets	6,700.35	3,174.51

(iii) Revenue from external customers

Revenue from top five customers amounted to Rs. 18,038.79 Lakhs (March 31, 2023: 5,944.57 Lakhs)



STL DIGITAL LIMITED**NOTES TO FINANCIAL STATEMENTS FOR THE YEAR ENDED MARCH 31, 2024**

(All amounts are in ₹ lakhs, unless otherwise stated)

NOTE 32: BUSINESS COMBINATION**Common Control Business Combination - Sterlite Technologies Limited (ITeS Business)**

The Board of directors of the company, at their meeting held on February 23, 2023, approved the Business Transfer Agreement ('BTA') to acquire the digital business undertaking from Sterlite Technologies Limited ('Transferor Company'), holding company of the company. The effective date of the business transfer is April 1, 2023.

Accounting Treatment

The transaction has been accounted in accordance with "Pooling of interest method" as laid down in Appendix C - 'Business combinations of entities under common control' of Ind AS 103 notified under Section 133 of the Act read with the Companies (Indian Accounting Standards) Rules, 2015, as specified in the scheme, such that:

- (a) The assets and liabilities of the combining entities are reflected at their carrying amounts.
- (b) No adjustments are made to reflect fair values, or recognise any new assets or liabilities.
- (c) Comparative financial information in the financial statements of the company has been restated for the accounting impact of business combination, as stated above, as if the business combination had occurred from the beginning of the comparative period.

Details of the purchase consideration are as follows:

	Purchase Consideration	INR Lakhs
Cash Paid		1,759.79

The transaction resulted in transfer of assets, liabilities and changes in reserves in accordance with the terms of the business transfer agreement at the values given below:

Particulars	March 31, 2023
Assets	
Property Plant and Equipment	63.98
Current Assets	
Financial Assets	
- Trade receivables	1,243.64
Contract Assets	426.55
Other current assets	107.48
Total assets acquired on business transfer (A)	1,841.65
Liabilities	
Financial Liabilities	
- Trade payables	30.17
Other current liabilities	51.69
Total liabilities acquired on business transfer (B)	81.86
Net assets assumed (C) = (A - B)	1,759.79
Net purchase consideration paid	1,759.79
Capital reserve accounted for under pooling of interest method	0.00

The following is the effect taken in statement of profit and loss for business transfer.

Particulars	March 31, 2023
Revenue from operations	4,906.34
Other income	-
Total income	4,906.34
Expenses	
Employee benefits expense	6,273.44
Other expenses	8,241.46
Depreciation and amortisation expense	30.15
Total Expenses	14,545.05
Profit before tax	(9,638.71)
Income tax expense	
Current tax	-
Deferred tax	-
Total tax expense	-
Loss for the year	(9,638.71)

Retained earning reconciliator

Particulars	March 31, 2023
Opening balance before restatement on account of common control combination	(36.84)
Net profit for the year before restatement	(2,742.08)
	(2,778.92)
Impact on account of restatement	(9,638.71)
Adjustment on account of common control combination	9,638.71
Closing Balance	0.00
Closing Balance as per financial statements	(2,778.92)

There were no acquisitions in the previous year ended March 31, 2023.



STL DIGITAL LIMITED

NOTES TO FINANCIAL STATEMENTS FOR THE YEAR ENDED MARCH 31, 2024

(All amounts are in ₹ lakhs, unless otherwise stated)

Note 33: Details of Dues to Micro and Small Enterprises as Defined Under MSMED Act, 2006

The Company has certain dues to suppliers registered under Micro, Small and Medium Enterprises Development Act, 2006 ('MSMED Act'). The disclosures pursuant to the said MSMED Act are as follows:

Particulars	March 31, 2024	March 31, 2023
(a) The principal amount and the interest due thereon remaining unpaid to any supplier at the end of each accounting year		
Principal amount due to supplier	169.76	-
Interest amount due to supplier	10.43	-
(b) The amount of interest paid by the buyer in terms of Section 16 of the Micro, Small and Medium Enterprises Development Act, 2006 along with the amount of the payment made to the supplier beyond the appointed day during each accounting year	-	-
(c) The amount of interest due and payable for the period of delay in making payment but without adding the interest specified under the Micro, Small and Medium Enterprises Development Act, 2006	-	-
(d) The amount of interest accrued and remaining unpaid at the end of each accounting year	10.43	-
(e) The amount of further interest remaining due and payable even in the succeeding years, until such date when the interest dues above are actually paid to the small enterprise, for the purpose of disallowance of a deductible expenditure under Section 23 of the Micro, Small and Medium Enterprises Development Act, 2006	-	-

Amount due to Micro and Small enterprises are disclosed on the basis of information available with the Company regarding status of the suppliers as Micro and Small enterprises



STL DIGITAL LIMITED
NOTES TO FINANCIAL STATEMENTS FOR THE YEAR ENDED MARCH 31, 2024
 (All amounts are in ₹ lakhs, unless otherwise stated)

NOTE 34: WILFUL DEFAULTER CLAUSE

None of the entities in the group have been declared Wilful Defaulter by any Bank or Financial Institution or any other Lender.

NOTE 35: CORPORATE SOCIAL RESPONSIBILITY

The company does not have any responsibility towards CSR as it does not meet the applicability criteria u/s 135 of Companies Act, 2013.

NOTE 36: CAPITAL AND OTHER COMMITMENTS

The company does not have any contract that is remaining to be executed on capital account as at March 31, 2024 and March 31, 2023.

NOTE 37: CRYPTO CURRENCY

The Company has not traded or invested in crypto currency or virtual currency during the Current or Previous Year.

NOTE 38: RELATIONSHIP WITH STRUCK OFF COMPANIES

The Company has no transactions with the companies struck off under Companies Act, 2013 or Companies Act, 1956.

NOTE 39: ULTIMATE BENEFICIARY CLAUSE

The company has not advanced or loaned or invested funds to any other person(s) or entity(ies), including foreign entities (Intermediaries) with the understanding that the Intermediary shall:

- a. directly or indirectly lend or invest in other persons or entities identified in any manner whatsoever by or on behalf of the company (Ultimate Beneficiaries) or;
- b. provide any guarantee, security or the like to or on behalf of the ultimate beneficiaries.

The company has not received any fund from any person(s) or entity(ies), including foreign entities (Funding Party) with the understanding (whether recorded in writing or otherwise) that the company shall:

- a. directly or indirectly lend or invest in other persons or entities identified in any manner whatsoever by or on behalf of the Funding Party (Ultimate Beneficiaries) or;
- b. provide any guarantee, security or the like on behalf of the ultimate beneficiaries.

NOTE 40: COMPLIANCE WITH APPROVED SCHEME OF ARRANGEMENTS

The company has not entered into any Scheme of Arrangements that are approved by the competent authority in terms of section 230 to 237 of the Companies Act, 2013.

NOTE 41: REGISTRATION OF CHARGES OR SATISFACTION WITH REGISTRAR OF COMPANIES -

There are no charges or satisfaction which are yet to be registered with the Registrar of Companies beyond the statutory period.

NOTE 42: COMPLIANCE WITH NUMBER OF LAYERS OF COMPANIES

The Company has complied with number of layers prescribed under the Companies Act, 2013.

NOTE 43: UNDISCLOSED INCOME

There is no income surrendered or disclosed as income during the current or previous Year in the tax assessments under the Income Tax Act, 1961, that has not been recorded in the books of account.

NOTE 44: PREVIOUS YEAR FIGURES

Previous year figures have been reclassified to conform to this year's classification.

The accompanying notes are an integral part of the Financial Statements.
 As per our report of even date.

For Price Waterhouse Chartered Accountants LLP
 Firm Registration Number : 012754N/N500016



Disha Maheshwari
 Partner
 Membership Number: 110159

Place: Pune
 May 08, 2024



For and on behalf of the Board of Directors of
 STL Digital Limited



Ansh Agarwal
 Director
 DIN: 03344202

Place: Mumbai
 May 08, 2024



Raman Venkatraman
 Director
 DIN: 10258254

Place: Fremont
 May 08, 2024

