

optotec

OPTO DOP

Drop Optical Point



Optotec designed a set of devices suitable for branching STL retractable multifibre and minibundles cables. This system can be installed aerial, on façade or pole (IP55) sealing. OPTO- DOP (Drop Optical Point) protects and distributes the fibers of the cable coming from the closest distribution point (closure or box) to the subscriber terminal outlet.

OPTOTEC DOP I is needed to recover the window cut on the retractable cable necessary for the sectioning of the fibers to be extracted.

It is installed floating on the feeder cable.

OPTOTEC DOP III is an ultracompact in-line enclosure able to manage up to 12 single fiber outdoor/indoor drops cables.

It is possible to splice the drops to the retracted modules or to pull them inside a protection tube without splicing. DOP III can be installed floating or fixed to the pole or to the façade.

APPLICATIONS

- Multifibre and minibundle cables branching on FTTH networks
- Installable on façade or pole

TECHNICAL FEATURES

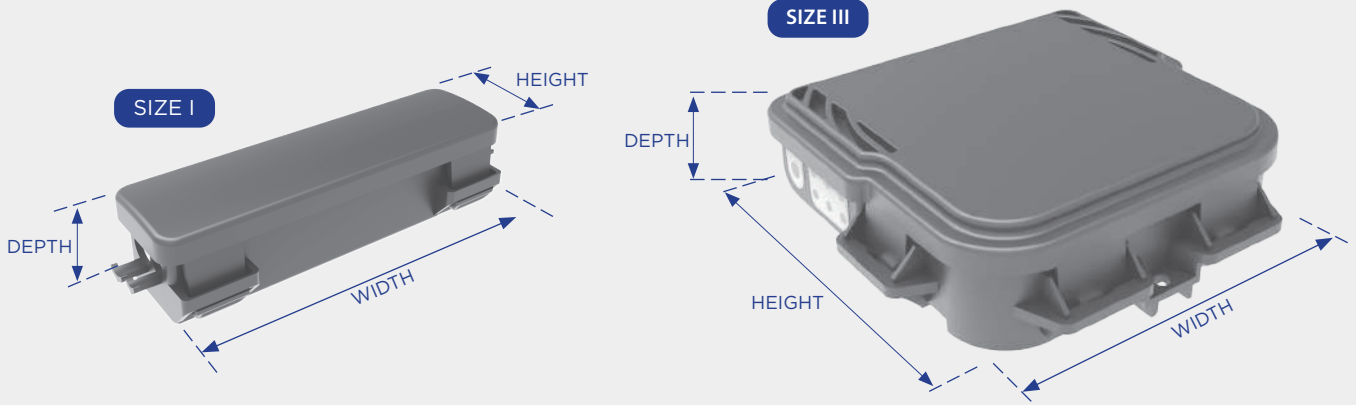
- DOP I protection window cut cover.
- DOP III distribution splice box for pole and façade. (Grey RAL 7035 or Black RAL 9005)
- Easy to install
- Possibility of re-access and rework
- Small footprint with low visual impact
- UV Resistant materials and compliant with current regulations
- Tool less access



OPTO DOP ORDERING INFORMATIONS

SERIE NAME	SPLICE ARRAY MODULE TYPE	TOT TRAYS No.	TOT SPLICE No. PER TRAYS	HOLDER TYPE FOR SPLICE PROTECTION	BRACKET	COLOR
DOP	-	-	-	H = HEAT-SHRINKABLE (SMOUV TYPE)	-	G = GREY B = BLACK
	RHD	1	12	C = MECHANICAL CRIMP (ANT TYPE)	Y = YES / N = NO	

OPTO DOP DIMENSIONS



	DIMENSION (mm)			Ø CABLE (mm)		CAPACITY	WEIGHT	COLOR	MATERIAL	STANDARD OF PROTECTION
	WIDTH	HEIGHT	DEPTH	FEEDER	DROP	MAX. SPLICE CAPACITY				
SIZE I	100	29	18,5	7/10	4,5	-	80 gr	GREY RAL 7035 or BLACK RAL 9005	PP, SILICONE RUBBER PC/ABS	IP55 - IK08
SIZE III	150	150	41,5	7/10	4,5	UP TO 12 f.o.	360 gr			



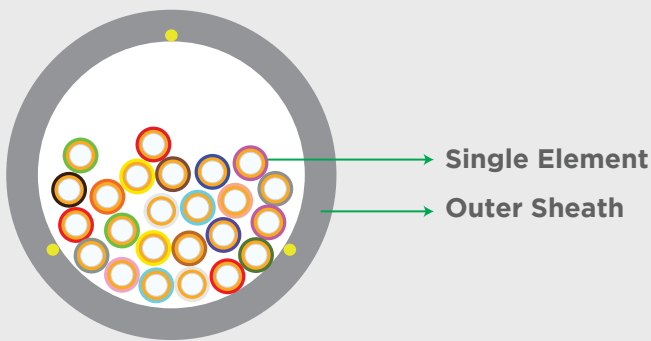
PACKAGING

PRODUCT NAME	PACKAGING TYPE	DIMENSIONS (mm)			GROSS WEIGHT (kg.)
		WIDTH	DEPTH	HEIGHT	
OPTO-DOP	Carton box	215	55	170	~ 1,5

The information given herein, including drawings, illustrations and schematics are intended for illustration purposes only and is believed to be reliable. However, STL makes no warranties to its accuracy or completeness and disclaims any liability in connection with its use. STL obligations shall be only set forth in STL standard terms and conditions of the sale and in no case, STL be liable for any incidental, indirect or consequential damages arising out of sale, resale, use or misuse of the product. Users of STL products should make their own evaluation to determine the suitability of such each product for the specific application.

Outdoor Retractable OFC

12-24F | Bow-Lite (E) - G.657.A2 Single Mode Fibre



* Typical Construction Diagram - Not to Scale

Features & Benefits

- Made using ITU-T G.657.A2 bend insensitive fibres
- Easily removable coating made of inert material enables retraction of the individual fibre units from the cable through small sheath openings
- Provides splice-free drop fibre connectivity when used in conjunction with STL's DOP solution set
- Small cable diameter for enhanced aesthetics
- UV Protected for external use
- CPR compliant
- Embedded Aramid Yarn in sheath for protection

Product Details

STL's innovative Outdoor Retractable Fibre Optic Cable is constructed of multiple single mode bend insensitive fibres individually protected by aramid yarns within a 900 µm sheath and then bundled within a UV protected outer sheath. The fibres are extracted from the sheath for a length of up to 15 metres via sheath "window" openings which eliminates the need to design and provision for traditional cable coils at drop locations. The Outdoor Retractable solution is ideally suited to on-demand connectivity where the exact drop cable premises entry location may not be known until connection and can also be used for pre-provisioned drop-off points.

Cable Performance Standards

The cable complies with the following standards IEC 60794-2-20, European regulation n° 305/2011, EN 50575: 2014 + A1:2016, Fire Reaction Class: Eca

Printing Details

On the outer sheath of each cable there will be an indelible marking bearing at least the following information:

- Name of the manufacturer
- Year
- Designation initials
- Euro class CPR

Other contents are customizable upon customer request

The information given herein, including drawings, illustrations and schematics are intended for illustration purposes only and is believed to be reliable. However, STL makes no warranties to its accuracy or completeness and disclaims any liability in connection with its use. STL obligations shall be only set forth in STL standard terms and conditions of the sale and in no case, STL be liable for any incidental, indirect or consequential damages arising out of sale, resale, use or misuse of the product. Users of STL products should make their own evaluation to determine the suitability of such each product for the specific application.

Specifications

Product Information	
Fibre	
Fibre Type	STL Fibre ITU.T - G.657.A2
Maximum Cabled Fiber Attenuation dB/Km	1310nm : < 0.40 , 1550nm : < 0.30
Cable	
Sheathing	White or Green UV protected Outer Sheath
Simplex Fibre OD	
Fibre (Uncoloured fibre)	9/125/250 μ m
Outer Diameter (LSZH)	900 \pm 50 μ m

Cable Construction & Physical Parameter						
Fiber Count	Sheath Colour	Elements Color Sequence	Cable Diameter (\pm 0.5 mm)	Weight of Cable (Kg/Km) \pm 10%	External Jacket's Thickness (mm)	Length in one Reel (Metres)
12	Green/White	Blue, Orange, Green, Brown, Grey, White, Red, Black, Yellow, Violet, Rose, Aqua	7.0	50	1.30	1000 \pm 5%
24	Green/White	Blue, Orange, Green, Brown, Grey, White, Red, Black, Yellow, Violet, Rose, Aqua, Blue*, Orange*, Green*, Brown*, Grey*, White*, Red*, Black*, Yellow*, Violet*, Rose*, Aqua*	9.0	75	1.30	1000 \pm 5%

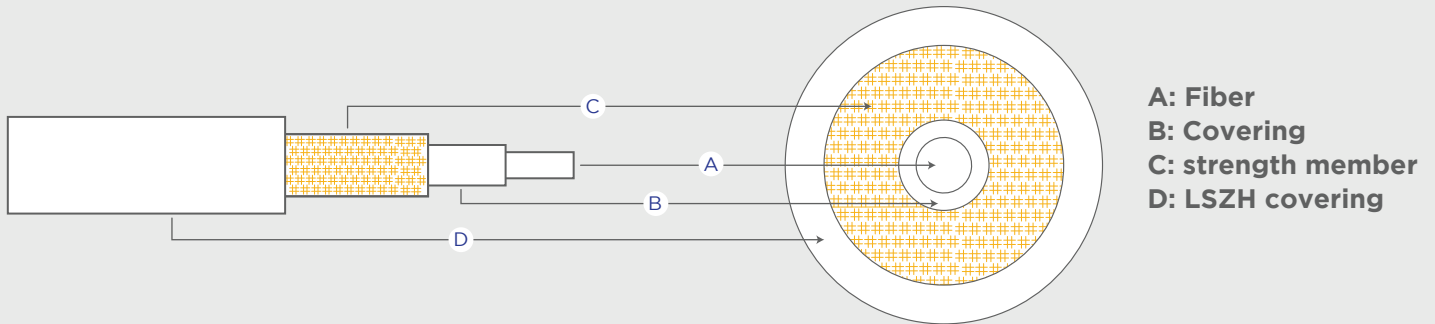
Note : * denotes black ring marking over the elements

Optical Fiber Cable Performance	
MECHANICAL (Test Standard - IEC 60794-1-2)	ENVIRONMENTAL (Test Standard IEC 60794-1-2)
Tensile Strength	50 N
Short Term Bend Radius	20 D
Long Term Bend Radius	15 D
CPR Rating	Cca, s1b, d1, a1
Crush, Method E3	50 N /100mm
	*Temp. Performance, Method F1
	Installation
	Operation
	-10°C to +60°C
	-20°C to +70°C

The information given herein, including drawings, illustrations and schematics are intended for illustration purposes only and is believed to be reliable. However, STL makes no warranties to its accuracy or completeness and disclaims any liability in connection with its use. STL obligations shall be only set forth in STL standard terms and conditions of the sale and in no case, STL be liable for any incidental, indirect or consequential damages arising out of sale, resale, use or misuse of the product. Users of STL products should make their own evaluation to determine the suitability of such each product for the specific application.

Compact Premises Fibre Cable

1F | G.657.A2 Single Mode Fibre



* Typical Construction Diagram - Not to Scale

Features & Benefits

- Highly flexible cable for ease of installation
- Small external diameter of 1.3mm ideal for locations where space is limited or aesthetic requirements

Product Details

STL's Compact Premises Fibre Cable is ideal for installation within premises due to its compact size. The CPR Cca rated cable assembly is contained within an LZSH jacket and is designed with aramid yarn to provide protection to the fibre.

Cable Performance Standards

Cable complies to the following standards Cca-s1b,d1,a1, IEC 60794-1-2, GR-409, ITU-T, RoHS, REACH.

Printing Details

As per customer request

Note: The accuracy of marking shall be + 0.5%. Occasional loss of printing & remarking shall be as per Bell core GR 409 and this supersedes the earlier markings.

The information given herein, including drawings, illustrations and schematics are intended for illustration purposes only and is believed to be reliable. However, STL makes no warranties to its accuracy or completeness and disclaims any liability in connection with its use. STL obligations shall be only set forth in STL standard terms and conditions of the sale and in no case, STL be liable for any incidental, indirect or consequential damages arising out of sale, resale, use or misuse of the product. Users of STL products should make their own evaluation to determine the suitability of such each product for the specific application.

Specifications

Product Information	
Fibre	
Fibre Type	STL Fibre ITU.T - G.657.A2
Maximum Cabled Fiber Attenuation dB/Km	1310nm : < 0.40 , 1550nm : < 0.30
Cable	
Strength Member	Aramid yarns distributed over & around fiber for strength
Sheathing	Flame Retardant LSZH
Simplex	
Fibre (Uncoloured fibre)	9/125/250 µm
Tight Buffer	350 µm

Optical Fiber Cable Performance			
MECHANICAL (Test Standard - IEC 60794-1-2)		ENVIRONMENTAL (Test Standard IEC 60794-1-2)	
Tensile Strength	50 N	* Temp. Performance, Method F1	
Short Term Bend Radius	20 D	Installation	-10°C to +60°C
Long Term Bend Radius	15 D	Operation	-20°C to +70°C
Crush, Method E3	50 N /100mm		

Physical Parameters	
Fibre Count	1
Sheath Colour	White
Covering Colour	Natural
Cable Diameter (mm)	1.3 ± 0.1
Weight (kg/km)	2.0 ± 10 %
Length in one Reel (m)	1000 ± 5%

The information given herein, including drawings, illustrations and schematics are intended for illustration purposes only and is believed to be reliable. However, STL makes no warranties to its accuracy or completeness and disclaims any liability in connection with its use. STL obligations shall be only set forth in STL standard terms and conditions of the sale and in no case, STL be liable for any incidental, indirect or consequential damages arising out of sale, resale, use or misuse of the product. Users of STL products should make their own evaluation to determine the suitability of such each product for the specific application.