

optotec ODC2

Splice closures



Optotec has a wide range of closures matching every need in telecommunication networks.

Main features are:

- Watertight IP68 (IEC 529)
- Suitable for traditional cables and micro-cables with G652 to G657 fibers.
- Inside a STACK is used to fix SAMX splicing modules on both sides. The internal STACK space can be used as storage for the midspan looped loose tubes.
- All closures are equipped with a re-enterable locking system made up of a CLAMP and a specific O-ring which guarantees the seal.
- All Optotec' closures have an RFID system and QR code to access installation instructions.

APPLICATIONS

- Butt-end closures for trunk, branch and pot-head joints
- Underground and overhead
- Underground networks: inside handholes/manholes
- Aerial networks: on pole

INSTALLATIONS

- Handholes, manholes and chambers
- Poles
- Pot-head

KEY FEATURES AND BENEFITS

- High quality thermoplastic material - watertight
- BASE and DOME (IP68, IEC 529) with clamp and O-ring closing system
- Management of various types and diameters of tube cables, slotted core
- Equipped with a clamp system to seal the BASE to the DOME
- Dedicated area to midspan cable modules (loop cable)
- Internal STACK can be configurable with SAMX HD modules according to the splice capacity needs
- BASE is suitable for both the heat-shrinking sealing kit and cold sealing kit (BASE A and BASE C)

COMPONENTS AND CONFIGURATIONS

DIMENSIONS WITH

DOME A
Height 390 mm
Ø 247 mm

DOME B
Height 525 mm
Ø 247 mm

DOME C
Height 770 mm
Ø 247 mm

Clamp




DIMENSIONS
Ø 285 mm




CONFIGURATIONS WITH WAPX


Example: ODC2 AB
with 7+7 WAPX x72 (SAMX HD capacity) = 1008 fibre



3 WAPX per side
Total 6



7 WAPX per side
Total 14



11 WAPX per side
Total 22

PACKAGING

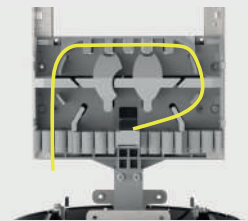
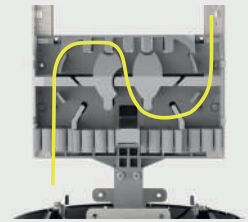
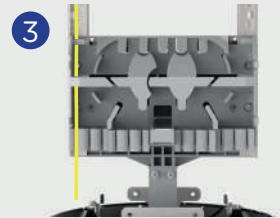


PRODUCT NAME	PACKAGING TYPE	DIMENSIONS (MM)			GROSS WEIGHT (KG.)
		WIDTH	DEPTH	HEIGHT	
ODC2-XA	Carton Box	300	300	500	~4
ODC2-XB	Carton Box	300	300	550	~5
ODC2-XC	Carton Box	300	300	800	~6

The information given herein, including drawings, illustrations and schematics are intended for illustration purposes only and is believed to be reliable. However, STL makes no warranties to its accuracy or completeness and disclaims any liability in connection with its use. STL obligations shall be only set forth in STL standard terms and conditions of the sale and in no case, STL be liable for any incidental, indirect or consequential damages arising out of sale, resale, use or misuse of the product.


Users of STL products should make their own evaluation to determine the suitability of such each product for the specific application.

... AND MUCH MORE FEATURES!

- 1 New tube holders with hand opening system
- 2 Aligned tube holders with cable entry ports
- 3 Large storage area for cable entry and fibre directional changes



- 4 RFID NFC tag for data storage readable even when the closure is close. Write/read with free of charge apps available on iOS and Android
- 5 Unloosable QR code installation instruction remote upgradable, ecofriendly



- 6 Grounding passthrough point for non dielectric cables
- 7 Lockable clamp for more security on the field



The information given herein, including drawings, illustrations and schematics are intended for illustration purposes only and is believed to be reliable. However, STL makes no warranties to its accuracy or completeness and disclaims any liability in connection with its use. STL obligations shall be only set forth in STL standard terms and conditions of the sale and in no case, STL be liable for any incidental, indirect or consequential damages arising out of sale, resale, use or misuse of the product.

Users of STL products should make their own evaluation to determine the suitability of such each product for the specific application.

GUIDE TO SPLICE

TECHNICAL FEATURES



- Loop-Back facility: Yes
- Material: ABS-PC
- Flammability Rating: UL-94 V0
- Colour*: RAL 7035

*other colours available upon request



APPLICATION

- Fibre management inside OPTOTEC products
- Hold and protect the splice

FIBERTERM SPLICE

MODULE TYPE SAMX	TRAY PER PACK	SPLICES PER TRAY	TOTAL NUM. SPLICES PER MODULE
HD6-8H 	6	8H	48
HD6-12H 	6	12H	72



FIBERCLIP SPLICE

MODULE TYPE SAMX	TRAY PER PACK	SPLICES PER TRAY	TOTAL NUM. SPLICES PER MODULE
HD4-12C 	4	12C	48
HD6-12C 	6	12C	72

FIBERTERM SPLICE-ARRANGED ON 3 LAYERS

MODULE TYPE SAMX	TRAY PER PACK	SPLICES PER TRAY ARRANGED ON LAYERS	TOTAL NUM. SPLICES PER MODULE
HD3-24H 	3	≡ 3 LAYERS (8+8+8) total. 24H	72

FIBERTERM SPLICE-ARRANGED ON 2 LAYERS











MODULE TYPE SAMX	TRAY PER PACK	SPLICES PER TRAY ARRANGED ON LAYERS	TOTAL NUM. SPLICES PER MODULE
HD4-12H 	4	≡ 2 LAYERS (6+6) total. 12H	48
HD4-24H 	4	≡ 2 LAYERS (12+12) total. 24H	96

The information given herein, including drawings, illustrations and schematics are intended for illustration purposes only and is believed to be reliable. However, STL makes no warranties to its accuracy or completeness and disclaims any liability in connection with its use. STL obligations shall be only set forth in STL standard terms and conditions of the sale and in no case, STL be liable for any incidental, indirect or consequential damages arising out of sale, resale, use or misuse of the product.

Users of STL products should make their own evaluation to determine the suitability of such each product for the specific application.

GUIDE TO SPLICE

FIBERTERM SPLICE AND PLC SPLITTER

MODULE TYPE SAMX	TRAY PER PACK	SPLICES PER TRAY	TOTAL NUM. PLC PER MODULE	HELD SPLITTER SIZES	TOTAL NUM. SPLICES PER MODULE
HD3-18H-1PLC 	3	 3 LAYERS (6+6+6) total 18H	3	4x7x50 mm	54
HD1-18H-1PLC 	1	 3 LAYERS (6+6+6) total 18H	1	4x7x50 mm	18
HD4-12H-2PLC 	4	 2 LAYERS (6+6) total 12H	8	4x7x50 mm and 4x4x40mm	48
HD1-12C-2PLC 	1	 1 LAYER (6+6) total 12C	2	4x7x50 mm	12
HD3-12C-2PLC 	3	 1 LAYER (6+6) total 12C	6	4x7x50 mm	36

COMPATIBLE BARE FIBRE SPLITTER SIZES

4x4x40 mm (typ. n:2, n:4, n:8)



7x4x50 mm (typ. n:16 and n:32)



The information given herein, including drawings, illustrations and schematics are intended for illustration purposes only and is believed to be reliable. However, STL makes no warranties to its accuracy or completeness and disclaims any liability in connection with its use. STL obligations shall be only set forth in STL standard terms and conditions of the sale and in no case, STL be liable for any incidental, indirect or consequential damages arising out of sale, resale, use or misuse of the product.

Users of STL products should make their own evaluation to determine the suitability of such each product for the specific application.

GUIDE TO COLD SEALING CCSO-CCSR ODCKIT

KIT CODE AND PICTURE	SEALING TYPE	CABLE MANAGEMENT CAPACITY		USE ON BASE		
		MAX CABLES No.	CABLE TYPE AND RANGE MIN-MAX	TYPE A	TYPE B	TYPE C
 ODCKIT-CCSO-2x20	OVAL COLD SEALING	2	 10 - 20 mm	 1 KIT maximum	 1 KIT maximum	 2 KIT maximum
 ODCKIT-CCSO-2x14	OVAL COLD SEALING	2	 10 - 14 mm	 1 KIT maximum	 1 KIT maximum	 2 KIT maximum
 ODCKIT-CCSO-4x10	OVAL COLD SEALING	4	 5 - 10 mm	 1 KIT maximum	 1 KIT maximum	 2 KIT maximum
 ODCKIT-CCSR-1x20	ROUND COLD SEALING	1	 12 - 20 mm	 6 KIT maximum		 8 KIT maximum
 ODCKIT-CCSR-1x14	ROUND COLD SEALING	1	 10 - 14 mm	 6 KIT maximum		 8 KIT maximum
 ODCKIT-CCSR-2x12	ROUND COLD SEALING	2	 8 - 12 mm	 6 KIT maximum		 8 KIT maximum
 ODCKIT-CCSR-4x10	ROUND COLD SEALING	4	 7 - 10 mm	 6 KIT maximum		 8 KIT maximum
 ODCKIT-CCSR-6x8,6	ROUND COLD SEALING QUICK-LOCK	6	 7 - 8,6 mm	 6 KIT maximum		 8 KIT maximum
 ODCKIT-CCSR-6x8	ROUND COLD SEALING	6	 6 - 8 mm	 6 KIT maximum		 8 KIT maximum
 ODCKIT-CCSR-8x6	ROUND COLD SEALING	8	 4 - 6,4 mm	 6 KIT maximum		 8 KIT maximum
 ODCKIT-CCSR-8x4	ROUND COLD SEALING	8	 3 - 5,5 mm	 6 KIT maximum		 8 KIT maximum
 ODCKIT-CCSR-16x3	ROUND COLD SEALING	16	 0 - 3 mm	 6 KIT maximum		 8 KIT maximum
 ODCKIT-CCSR-4XR95	ROUND COLD SEALING	4	 8,5-7 mm 5-4 mm	 6 KIT maximum		 8 KIT maximum

The information given herein, including drawings, illustrations and schematics are intended for illustration purposes only and is believed to be reliable. However, STL makes no warranties to its accuracy or completeness and disclaims any liability in connection with its use. STL obligations shall be only set forth in STL standard terms and conditions of the sale and in no case, STL be liable for any incidental, indirect or consequential damages arising out of sale, resale, use or misuse of the product.

Users of STL products should make their own evaluation to determine the suitability of such each product for the specific application.








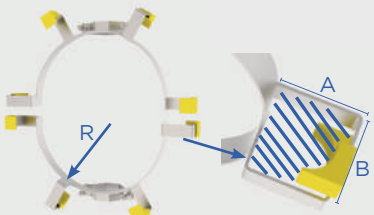
GUIDE TO HEAT-SHRINK SEALING ODCKITS

KIT CODE AND IMAGE	SEALING TYPE	CABLE MANAGEMENT CAPACITY		USE ON BASE		
		MAX CABLES NO.	CABLE Ø RANGE MIN-MAX	TYPE A 	TYPE B 	TYPE C 
 ODCKIT-OVAL PORT SEAL LT	HEAT-SHRINK OVAL SEALING	2	14 - 25mm	✓ 1 KIT MAXIMUM	✓ 1 KIT MAXIMUM	✓ 2 KIT MAXIMUM
 ODCKIT-ROUND PORT A SEAL LT	HEAT-SHRINK ROUND SEALING	1	14 - 28mm	✓ 6 KITS MAXIMUM	✗	✓ 8 KITS MAXIMUM
 ODCKIT-ROUND PORT SEAL LT EXT	HEAT-SHRINK ROUND SEALING	1	8 - 28mm	✓ 6 KITS MAXIMUM	✗	✓ 8 KITS MAXIMUM
 ODCKIT-ROUND PORT B SEAL LT	HEAT-SHRINK ROUND SEALING	1	6 - 20mm	✗	✓ 18 KITS MAXIMUM 6 KITS with cable Ø 6 - 20mm and 12 KITS with cable Ø 6 - 14mm	✗
 ODCKIT-DROP WITH ONE MORE CABLE ENTRY	HEAT-SHRINK SEALING AND SECOND CABLE CONFIGURATION ROUND A	1 (2)	6 - 14mm	✓ 6 KITS MAXIMUM	✗	✓ 6 KITS MAXIMUM
 ODCKIT-2° ADDED DROP CABLE ENTRY	HEAT-SHRINK SEALING AND SECOND CABLE CONFIGURATION ROUND A	1	6 - 14mm	✓ 6 KITS MAXIMUM	✗	✓ 6 KITS MAXIMUM
 ODCKIT-TAP	ARMoured CABLES GROUND FEED-THROUGH			✓	✓	✓
 ODCKIT-OPS-CC	OVAL HEAT-SHRINK SEALING FOR SLOTTED CORE CABLES			✓	✗	✓
 ODCKIT-RPS-CC	ROUND HEAT-SHRINK SEALING FOR SLOTTED CORE CABLES			✓	✗	✓

The information given herein, including drawings, illustrations and schematics are intended for illustration purposes only and is believed to be reliable. However, STL makes no warranties to its accuracy or completeness and disclaims any liability in connection with its use. STL obligations shall be only set forth in STL standard terms and conditions of the sale and in no case, STL be liable for any incidental, indirect or consequential damages arising out of sale, resale, use or misuse of the product.

Users of STL products should make their own evaluation to determine the suitability of such each product for the specific application.

GUIDE TO MOUNTING BRACKETS AND CABLES STORAGE ODCKIT

KIT CODE AND IMAGE	KIT FEATURES
ODCKIT-WMB 	WALL MOUNTING BRACKET
ODCKIT-PMK 	POLE MOUNTING KIT This kit fixes the ODCKIT-WMB [not included] to the pole (pole diameter from 200mm to 100mm)
CODCKIT-CFP 	CABLES FIXATION PLATE External extra fixation for tubes or heavy duty cables (1x with base A or 2x with base C) (2x ON ODCKIT-WMB)
ODCKIT-PHMK 	POT-HEAD MOUNTING KIT The kit fix ODC2 to a square pole (max 80x180mm)
ODCKIT-WMB TT 	ODCKIT-WMB FOR POWERLINE TRELLIS
MB-ODC2KIT 	MOUNTING BRACKET FOR MOBRA ARM Suitable to be installed on standard MOBRA Arms
POLE MOUNTING SLACK STORAGE TYPE 01 	POLE COMPACT SLACK STORAGE FOR CABLES STORAGE AREA A=20mm B=38mm
POLE MOUNTING SLACK STORAGE TYPE 02 	POLE SLACK STORAGE FOR CABLES STORAGE AREA A= 105mm B= 100mm

The information given herein, including drawings, illustrations and schematics are intended for illustration purposes only and is believed to be reliable. However, STL makes no warranties to its accuracy or completeness and disclaims any liability in connection with its use. STL obligations shall be only set forth in STL standard terms and conditions of the sale and in no case, STL be liable for any incidental, indirect or consequential damages arising out of sale, resale, use or misuse of the product.

Users of STL products should make their own evaluation to determine the suitability of such each product for the specific application.