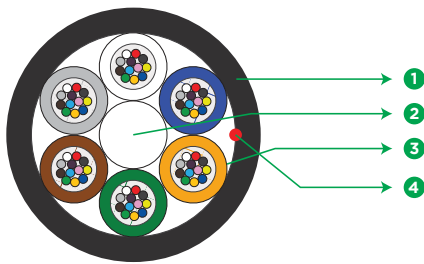
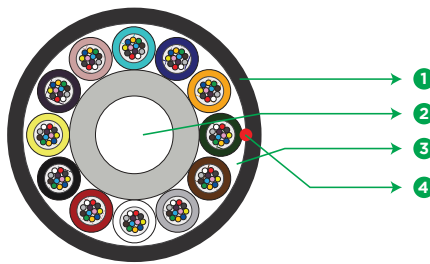


# Micro-Lite

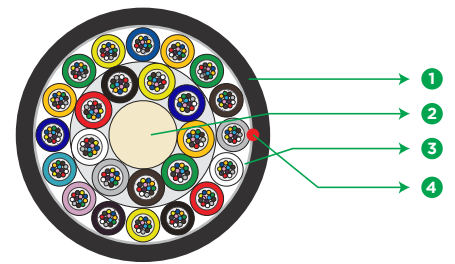
Multitube Gel Filled OFC  
12F - 576F



**Cross Section 72F**



**Cross Section 144F**



**Cross Section 288F**

1 OUTER JACKET

2 STRENGTH MEMBER

3 STRENGTH MEMBER

4 RIPCORD(S)

\* Typical Construction Diagram - Not to Scale

## Features & Benefits

- As compared to conventional cable, Micro Cable diameter is less and thereby reducing installation costs
- Excellent solutions for new and existing duct systems
- Typically blown into micro ducts previously installed into large ducts
- Dry water-blocking technology for gel free core helps in quicker end preparation
- Easily removable rugged thermoplastic jacket
- Flexible, light weight, easy to handle & install

## Product Details

STL Micro-LITE Multitube Single Jacket Fibre Optic Cables are typically used in micro duct or aerial drop installation applications. This cable is a stranded micro loose tube cable with optical Fibre placed inside robust buffer tubes stranded around a Fibre reinforced plastic (FRP) central strength member. In addition to optical Fibres, the buffer tubes contain water blocking gel to prevent water ingress in the cable.

## Fibres and Cable Performance Standards

Cable complies with the following standards IEC 60793, IEC 60794-5-10, ITU-T, RoHS, REACH.

## Printing Details

Printing: STERLITE SM FIBRE TYPE FIBRE COUNT F MICRO OFC LASER SYMBOL TELEPHONE SYMBOL YEAR OF MANUFACTURE LENGTH CODE METER MARKING

**Note:** The accuracy of marking shall be + 0.5%. Occasional loss of printing & remarking shall be as per Bell core GR 20 and this supersedes the earlier markings.

## Specifications

Physical Characteristics	
Maximum Cabled Fibre Attenuation (dB/km)	1310nm: 0.35; 1550nm: 0.23; 1625nm: 0.26
PMD LDV (ps/sqrt.km)	≤ 0.1
Fibres per Tube	12 or 24
Central Strength Member	FRP (Fibre Reinforced Plastic)
Fillers	Thermoplastic material, natural colour
Core binder	Binder and water swellable yarns
No of Ripcords Below Outer Sheath	1
Outer Jacket Material	UV Proof Black HDPE. PA is available on demand and prior approval

Fibres Colour Sequence (as per DIN/VDE 0888) <sup>2,3</sup>											
Red	Green	Blue	Yellow	White	Grey	Brown	Violet	Turquoise	Black	Pink	Orange

**Note:** <sup>1</sup>The fibres 13 to 24, when present, have a black ring marking (the back fibre is replaced by a natural fibre with black ring marking), the tubes above 12, when present, have a longitudinal black stripe ink-jet marked or co-extruded (black tube with white stripe).

<sup>2</sup>Other fibres and tubes colour sequences are available on demand, prior approval.

Cable Designs with G.652.D & G.657 A1 250µm Fibre (Cable design with G.657.A2/Stellar 250µm also available)							
Product Code	Fibre count	Fibre Type	Tube/ Fillers	Duct ID mm	Cable Diameter (mm) ±0.3	Cable Weight (kg/km) ±10%	Max. Tensile Strength (N)
C10012S301GDP10000	12	G.652 D	1/5	8	5.7	28	500
C10024S302GDP10000	24	G.652 D	2/4	8	5.7	28	500
C10036S303GDP10000	48	G.652 D	3/3	8	5.7	28	500
C10048S304GDP10000	72	G.652 D	4/2	8	5.7	28	500
C10072S306GDP10000	96	G.652 D	6/0	8	5.7	28	500
C10096S308GDP10000	144	G.652 D	8/0	10	6.0	35	500
C10144S312GDP10000	144	G.652 D	12/0	10	8.0	50	1000
C10144S306GDP10000	144	G.652 D	6/0	12	6.8	40	500
C10192S308GDP10000	192	G.652 D	8/0	10	7.8	56	1000
C10288S324GDP10000	288	G.652 D	(9+15)/0	18	9.4	75	1500
C10432S318GDP10000	432	G.652 D	(6+12)/0	18	12.5	118	1000

**Cable Designs with G652.D & G.657 A1 250µm Fibre  
(Cable design with G.657.A2/Stellar 250µm also available)**

Product Code	Fibre count	Fibre Type	Tube/ Fillers	Duct ID mm	Cable Diameter (mm) ±0.3	Cable Weight (kg/km) ±10%	Max. Tensile Strength (N)
C10576S324GDP10000	576	G.652 D	(9+15)/0	18	13.4	130	1000
C10012S101GDP10000	12	G.657 A1	1/5	8	5.7	28	500
C10024S102GDP10000	24	G.657 A1	2/4	8	5.7	28	500
C10036S103GDP10000	36	G.657 A1	3/3	8	5.7	28	500
C10048S104GDP10000	48	G.657 A1	4/2	8	5.7	28	500
C10072S106GDP10000	72	G.657 A1	6/0	8	5.7	28	500
C10096S108GDP10000	96	G.657 A1	8/0	8	6.0	35	500
C10144S112GDP10000	144	G.657 A1	12/0	8	8.0	50	1000
C10144S106GDP10000	144	G.657 A1	6/0	8	7.0	40	500
C10192S108GDP10000	192	G.657.A1	8/0	10	7.8	56	1000
C10288S124GDP10000	288	G.657 A1	(9+15)/0	12	9.4	72	1500
C10432S118GDP10000	432	G.652 D	(6+12)/0	18	12.5	118	1000
C10576S124GDP10000	576	G.652 D	(9+15)/0	18	13.4	130	1000

**Cable Designs with G.657A1 200µm Fibre  
(Cable design with G.657 A2 200µm also available)**

Product Code	Fibre count	Fibre Type	Tube/ Fillers	Duct ID mm	Cable Diameter (mm) ±0.3	Cable Weight (kg/km) ±10%	Max. Tensile Strength (N)
C20012S804GDP10000	48	G.657 A1 200	4/2	8	4.6	20	500
C20072S806GDP10000	72	G.657 A1 200	6/0	8	4.6	20	500
C20096S808GDP10000	96	G.657 A1 200	8/0	8	5.9	34	500
C20144S812GDP10000	144	G.657 A1 200	12/0	10	7.6	45	500
C20144S806GDP10000	144	G.657 A1 200	6/0	8	6.1	34	500
C20192S808GDP10000	192	G.657 A1 200	8/0	10	7.2	51	500
C20216S808GDP10000	216	G.657 A1 200	9/0	10	7.5	54	500
C20288S824GDP10000	288	G.657 A1 200	(9+15)/0	10	7.9	70	800
C20288S824GDP10000	432	G.657 A1 200	(6+12)/0	12	8.8	70	1000
C20576S824GDP10000	576	G.657 A1 200	(9+15)/0	14	10.3	92	1000

## Specifications

Mechanical & Environmental Characteristics		
Cable Characteristics	Cable Performance	Testing Standard Method
Tensile Strength	As per above tables	IEC-60794-1-21-E1
Crush Resistance (N/cm)	500	IEC-60794-1-21-E3A
Impact Strength(Nm)	2	IEC-60794-1-21-E4
Torsion	±180°	IEC-60794-1-21-E7
Repeated Bending	20 x OD	IEC-60794-1-21-E6
Bend	20 x OD	IEC-60794-1-21-E11A
Min. Bend Radius (During Installation)	20 D	
Min. Bend Radius (After Installation)	15 D	
Water Penetration Test	1m waterhead, 3m samples, 24 h	IEC-60794-1-21-F5B
Drip Test	30 cm, 70° C, 24 hr	IEC-60794-1-21-E14
Temperature Performance		IEC-60794-1-22-F1
Installation	-5° C to +50° C	
Operation	-30° C to +70° C	
Storage	-40° C to +70° C	

**Note:** All tests shall be performed according to the relevant methods of the IEC 60794-1 standard series with limit values and acceptance criteria according to the IEC 60794-5-10 standard.

## Packing and Lengths

Drum Type	Length Multiple (in km)	Order Tolerance	Short Lengths
Wooden Drums	4 ± 5% (For all Fibre Counts)	±5%	Max 5%, Customer Approval

## Ordering Information

Other Fibres counts, types and tube colours sequences may be available on request, please create product code from the table below.

Product type	Fibre count (0004 - 0864)	Fibre type	No. of active tubes (01-24)	Cable core type	Fibres/tubes colour code	Jacket type	Running number	Special requirement
1	2	3	4		5			
-	-	-	-	G	-	P 1	0 0	0 0

### 1. Product type

Code	Tensile Strength
C1	Standard Microduct with 250µm fibre
C2	NextGen Microduct with 200µm fibre

### 2. Fibre count by indicating the corresponding number from 0006 to 0576

### 3. Fibre code corresponding to requested fibre type among following options

Code	Fibre type	STL Fibre Brand Name
S1	G.652D/G.657 A1	BOW-LITE (250µm)
S2	G.657 A2	BOW-LITE (E) (250µm)
S3	G.652D	OH-LITE (250µm)
SN	G.657 A1 adv/G652D	OH-LITE NOVA (250µm)
C1	G.657A2/A1/G.652 D	STELLAR (250µm)
S8	G.657 A1 200µm	MICRO BOW-LITE (200µm)
S9	G.657 A2 200µm	MICRO BOW-LITE (E)

### 4. Number of active tubes : 01 to 24

### 5. Fibres and tubes colour sequence available options<sup>3</sup>

Code	Fibres and Tubes Colour Codes
A	EIA/TIA 598 C
D	DIN/VDE 0888
F	France
H	Switzerland
I	Italy
L	Hungary
M	Poland

**Note:** <sup>3</sup>other colour codes are available on demand prior STL approval

**For additional information please contact your sales representative.**

You can also visit our website at [www.stl.tech](http://www.stl.tech)