



optotec STD

Sliding Tray Drawer



Optotec Sliding Trays Drawer is mainly used for:


- Patching only (patchcords, connected breakout cables, intra-facility cables) or
- Splicing loose tube cables and patching the pigtails to patchcords.

Where full and easy access at both sides of the connection is required, sliding trays are used instead of front patching, pivoting ones. A connector can be patched in a different position within the same tray with a perfect control of the extra length.

Accurate design and compact adapters allow to accommodate 12 terminations (24 using SFF connectors) per tray. Swing-removable adapter holders make it easy to access each connection in the shelf. Kits to attach cables at the side or the back of the shelf are available. Furthermore, PLC splitters as well as FBT splitters or other optical passive components can be integrated. Trays preloaded with adapters and pigtails are also available.

INSTALLATIONS

- Central Office racks
- Pops street cabinet
- Data Center frames




Parameters		Tray	Unit	19"	ETSI Metric
Dimensions (without flanges)	Height	2	mm	44 (1HU 1.75")	
		4		87.5 (2HU 3.5")	
		6		125 (3HU 5.25")	125 (5HU) ETSI
		8		167 (4HU 7.0")	
	Width			440	490
Depth			280		
Material	Mild steel				
Color	Powder coated 7035				

Reference PN	Trays Number	Connectors	
		SC/E2000	LC
STD-1I-N	2	24	48
STD-2I-N	4	48	96
STD-3I-N	6	72	144
STD-3M-N	6	72	144
STD-4I-N	8	96	192



PST PATCH AND SPLICE TRAY

- Tray base with Splice Area Cover
- 12 adapter clips
- Splice protection holders
- Adhesive label set
- Pre-installed adapters
- Pre-loaded pigtails or micro fan-out



POT PATCH ONLY TRAY

- Tray base Adhesive label set
- 12 adapter clips
- Pre-installed adapters

REFERENCE PN	DESCRIPTION
PST-H-S0-12-12	PST Patch and Splice Tray Preloaded with 12 SC/PC adapters and pigtails
PST-H-S2-12-12	PST Patch and Splice Tray Preloaded with 12 SC/APC adapters and pigtails
PST-H-2L0-12-24	PST Patch and Splice Tray Preloaded with 12 LC/PC duplex adapters and 24 pigtails
PST-H-2L2-12-24	PST Patch and Splice Tray Preloaded with 12 LC/APC duplex adapters and 24 pigtails
PST-H-E0-12-12	PST Patch and Splice Tray Preloaded with 12 E2000/PC adapters and pigtails
PST-H-E2-12-12	PST Patch and Splice Tray Preloaded with 12 E2000/APC adapters and pigtails

REFERENCE PN	DESCRIPTION
POT-S0-12	POT Patch Only Tray Preloaded with 12 SC/PC adapters
POT-S2-12	POT Patch Only Tray Preloaded with 12 SC/APC adapters
POT-2L0-12	POT Patch Only Tray Preloaded with 12 LC/PC duplex adapters
POT-2L2-12	POT Patch Only Tray Preloaded with 12 LC/APC duplex adapters
POT-E0-12	POT Patch Only Tray Preloaded with 12 E-2000TM/PC adapters
POT-E2-12	POT Patch Only Tray Preloaded with 12 E-2000TM/APC adapters

Note1: Cable inputs on the left - Patchcord outputs on the right - Other configurations available upon request

Note2: The above part numbers refer to heat-shrinkable splice protector holders.

Crimp splice protector holders and ribbon splice protector holders available upon request











Note3: SC footprint adapters are flangeless style. FC and ST adapters are D-shape style

Note4: Other configurations, MM adapters and pigtails available upon request

The information given herein, including drawings, illustrations and schematics are intended for illustration purposes only and is believed to be reliable. However, STL makes no warranties to its accuracy or completeness and disclaims any liability in connection with its use. STL obligations shall only be set forth in STL standard sales terms and conditions and in no case shall STL be liable for any incidental, indirect or consequential damages arising from the sale, resale, use or misuse of the product.

Users of STL products should make their own evaluation to determine the suitability of each product for the specific application.

STD DRAWER COMPLEMENTARY ACCESSORIES KIT

KIT CODE EXTENTION AND PICTURE	DESCRIPTION
STDKIT-SCT 	Loose tube cable termination on the shelf.
STDKIT-EMB1 	1U symmetric mounting bracket for 19" to ETSI.
STDKIT-EMB2 	2U Symmetric mounting bracket for 19" to ETSI.
STDKIT-EMB3-4 	3U Symmetric mounting bracket for 19" to ETSI.
STDKIT-AMB1 	1U Asymmetric mounting bracket for 19" to ETSI. (to be used together with 19" bracket included in the basic kit)
STDKIT-AMB2 	2U Asymmetric mounting bracket for 19" to ETSI. (to be used together with 19" bracket included in the basic kit)
STDKIT-AMB3-4 	3U Asymmetric mounting bracket for 19" to ETSI. (to be used together with 19" bracket included in the basic kit)
STDKIT-CTS-MANIFOLD 	For cable fixing and branching up to 24x transportation tubes (Ø5x3mm). Suitable for 2x cables.
STDKIT-CFP 	For side fixing in side ducts of racks. Used to fix: - 4 fiber optic cables (Ømax 40mm) - 4 cts-manifold
PA11-PIPE-5x3 	Loose tube cable termination on the shelf.

The information given herein, including drawings, illustrations and schematics are intended for illustration purposes only and is believed to be reliable. However, STL makes no warranties to its accuracy or completeness and disclaims any liability in connection with its use. STL obligations shall only be set forth in STL standard sales terms and conditions and in no case shall STL be liable for any incidental, indirect or consequential damages arising from the sale, resale, use or misuse of the product.

Users of STL products should make their own evaluation to determine the suitability of each product for the specific application.