

MFB - MFBP

Multifunctional Fibre Block

Metallic and Plastic



Optotec by STL MFB (metallic version) & MFBP (plastic version) sub-racks are multifunctional fiber blocks designed for the optical patch panels in the central office with high density for FTTX networks. Their design allows the patch-cord inter-connection in an orderly manner regardless of the allocation of the function blocks within the structure. They also allow easy front access to individual termination at all levels. Sub-racks, in their various configurations, allow splice, termination, and integration with splitters or WDM with up to 144 f.o. capacity.

Both types of sub-racks have a metallic structure - the plastic version (MFBP) allows to fit customizable plastic trays, while the structures of the metallic version (MFB) includes 6 metallic trays which are customizable with different types of plastic splice array modules.

APPLICATIONS

- Inside and outside plants installations - Central Offices, telecommunication, equipment rooms
- High density splices and multi-cables interconnections

KEY FEATURES AND BENEFITS

- Versatile, simply to install and maintain
- Modular design, easy to expand
- High density fiber management
- Easy access to individual connection
- User friendly

MFB and MFBP

Sub-racks are designed to install on CF, a compact frame that is highly flexible, scalable, and easy to install. Please, contact our offices for more info.

		MFB	MFBP
Dimensions	Width	305	312
	Depth	270	275
	Height	250	250
Max. Capacity	Host trays	6	12
	Cards	12	12
	Termination	144	144
	Splicing	144	144

MFB (Metallic Version)

All metallic **HOST TRAYS** which consist of MFB sub-rack, are configurable with specific modules of 2 overlapped cards:

- **PSC** type, to patch & splice | - **POC** type, only splicing



Module Configuration
With PSC Card



Module Configuration
With POC Card

- ❶ HOST TRAY
- ❷ POC CARD
capacity to patch only:12
f.o.; Can also accommodate
a splitter
- ❸ PSC CARD
capacity to splice & patch:
12 f.o.
- ❹ MFB-SPLITTER divides the
fibres in 2 bundles to be
terminated into the PSC'S

MFBP (Plastic Version)

Sub-rack with plastic **HOST TRAYS**, each one is configurable
with 1 card: - **PSC** type, to patch & splice
- **POC** type, only splicing




Host Tray Configuration
With PSC Card




Host Tray Configuration
With POC Card

MFB and MFBP Ordering Information





Series Name	Card Number	Card Type	Host For Splice Protection Type	Connector Type	Splice Capacity	Patch Capacity
MFB	12	PSC	H (heat-shrinkable-smouv type)	S0 (SC/PC)	12	12
MFBP		POC	C (mechanical - ant type)	S1 (SC/UPC)		
				S2 (SC/APC-8°)		
				S3 (SC/APC-9°)		
				SM (SC/MM)		



Rack CF
for Sub-racks
MFB and **MFBP**



TRAY with opening
side up to 90°



Single door **PROTECTION**
with aperture of 180°



HOST TRAY with
opening side up to 90°

PACKAGING FEATURES

PRODUCT NAME	PACKAGING TYPE	MAX DIMENSIONS (mm)			GROSS WEIGHT (kg.)
		WIDTH	DEPTH	HEIGHT	
MFBP-12 XXX-X-XX-XX-XX	Carton box	-	-	-	-
MFB-12 XXX-X-XX-XX-XX	Carton box	355	310	310	10

The information given herein, including drawings, illustrations and schematics are intended for illustration purposes only and is believed to be reliable. However, STL makes no warranties to its accuracy or completeness and disclaims any liability in connection with its use. STL obligations shall be only set forth in STL standard terms and conditions of the sale and in no case, STL be liable for any incidental, indirect or consequential damages arising out of sale, resale, use or misuse of the product.

Users of STL products should make their own evaluation to determine the suitability of such each product for the specific application.