

CF

Compact Frame

The OPTOTEC Compact Frame (CF) system is a modular frame designed as an open grid structure suitable to be installed in central offices, data center, head ends and where high-density fibre management is required.

The CF consists of a steel modular uprights that can accommodate up to six sub-racks for a total capacity of 864 fibre each.

The CF structure is highly versatile, scalable, simple to install and allows easy access to the individual sub-racks at all levels of position ensuring a hassle-free fitment. Its peculiar design enables it to interconnect optical patch-cords in a proper way regardless of the position, inside the structure, of the functional blocks and allows easy access to individual termination at all levels.

The CF solution is provided with plastic routers to guarantee a minimum bending control of the fibre. All frames are surrounded equipped by metal ducts for housing and protection of the patch-cords.

To guarantee a secure and professional installation, the entire system is provided in the following format: Network Frame, Equipment Frame, Perimeter Floor Protection and Lateral Frame Protection.



APPLICATIONS

- Exchange, primary distribution points, customer's premises
- Central offices, telecommunication equipment rooms

KEY FEATURES AND BENEFITS


- Open-grid Structure for 360° access
- Versatile, simple to install and maintain
- Modular design, easy to expand
- High density fibre management
- Easy access to individual connection

UPRIGHTS FOR CF FRAME




CF OSP (NETWORK)

Cables Coming From osp Network are Fixed to Dedicated Plates with Manifold Positioned at the Level of Each Sub-rack



CF EQUIPMENT

Metal Plates to Fix, at a Corresponding Level, Break-outs, Simplex and Duplex Indoor Cables and Related Accessories, Including Manifold Kit




COMPACT FRAME						
UPRIGHTS TYPE	WIDTH UPRIGHTS WITH PATCH CORD DUCT SUPPORT AND METAL PLATES	HEIGHT	DEEP UPRIGHTS WITH PATCH CORD DUCT SUPPORT AND MFB SUBRACK	CAPACITY SUBRAKS SERIES MFB (DEEP)	MODULARAITY STEP 1 UPRIGHT + 1 UPRIGHT	COLOR
FIRST OSP	510	2200	690	6 (270mm)	400 mm	Black
OSP	~600	2200	690	6 (270mm)	400 mm	
EQUIPMENT	~660	2200	690	6 (270mm)	400 mm	

CF ORDERING INFORMATION



SERIES NAME	UPRIGHT TYPE	FRAME KIT NAME
CF	FIRST OSP	_____
	OSP	_____
	EQUIPMENT	_____
	-	Perimeter Protection Kit
	-	Terminal Frames Protection Kit

CF COMPONENTS



PACKAGING FEATURES

COMPONENTS NAME	PACKAGING TYPE	DIMENSIONS (mm)			GROSS WEIGHT (kg)
		WIDTH	DEPTH	HEIGHT	
CF-FIRST OSP	Carton box	2250	370	370	40
CF-OSP	Carton box	2250	370	370	40
CF-EQUIPMENT	Carton box	2250	370	370	40
CF-PERIMETER PROTECTION KIT	Carton box	120	800	40	0,5
CF-TERMINAL FRAMES PROTECTION KIT	Carton box	1350	350	100	9

The information given herein, including drawings, illustrations and schematics are intended for illustration purposes only and is believed to be reliable. However, STL makes no warranties to its accuracy or completeness and disclaims any liability in connection with its use. STL obligations shall be only set forth in STL standard terms and conditions of the sale and in no case, STL be liable for any incidental, indirect or consequential damages arising out of sale, resale, use or misuse of the product.

Users of STL products should make their own evaluation to determine the suitability of such each product for the specific application.