


NETXS

Cat6A U/UTP Cable Special Barrier Tape



Approval Awaited

Application:

- Horizontal Cabling, Backbone Cabling, Digital and Analog Audio and Video Signal Transfer
- IEEE 802.3: 10Base-T; 100Base-T; 1000Base-T, 10Gbase-T
- IEEE 802.5 16 MB; ISDN; TPDDI; ATM
- Power over Ethernet (PoE / PoE+) / Type 1-4
- Enhanced Alien Cross Talk Performance

Standards:

- ANSI / TIA-568.2-D & ISO / IEC 11801
- EN 50173-1; EN 50288-10-1
- IEC 61156-5
- IEEE 802.3 af / at / bt

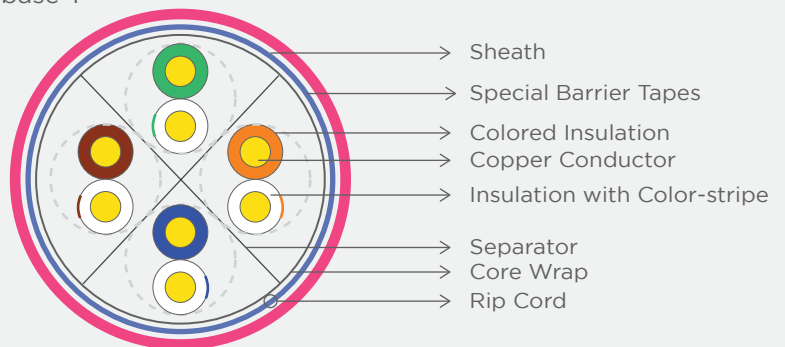
Flame Resistance:

LSHF: EN 60332-1; EN 60754-1 & 2, EN 61034-2, Class CPR-Eca / Dca

PVC : EN 60332-1, Class CPR-Eca

PE : Class CPR-Fca

Construction:



Conductor	ETP-grade copper Ø 23 AWG
Insulation	Polyolefin
Twisting	2 insulated conductors forming one pair
Cable Lay-up	4 twisted pairs / separator
Core Wrap-1 & Core Wrap-2	Polyester tape and special barrier tape
Sheath	LSHF / PVC / PE
Nominal Cable Diameter	7.1 mm

Mechanical Properties:

 Bending Radius : 8 x Cable Diameter at $-20^{\circ}\text{C} \pm 1^{\circ}\text{C}$

Pulling Force : 112 N

Temperature Range

 Installation : 0° to $+50^{\circ}\text{C}$

 Operation : -20° to $+75^{\circ}\text{C}$

Electrical Properties at 20°C:

Characteristic Impedance	: 100 + 15 Ω	Resistance Unbalance	: 5% Max
Conductor Resistance	: < 9.38 Ω/100m	Capacitance Unbalance	: 330pF/100m
Mutual Capacitance	: < 5.6nF/100m	Delay Skew	: < 45nS









Transmission Characteristics at 20°C:

Frequency (MHz)	Insertion Loss (dB) Max.	RL (dB) Min.	NEXT (dB) Min.	PSNEXT (dB) Min.	ACRF (dB) Min.	PSACRF (dB) Min.
1	2.1	20.0	74.3	72.3	67.8	64.8
4	3.8	23.0	65.3	63.3	55.8	52.8
10	5.9	25.0	59.3	57.3	47.8	44.8
16	7.5	25.0	56.2	54.2	43.7	40.7
20	8.4	25.0	54.8	52.8	41.8	38.8
31.25	10.5	23.6	51.9	49.9	37.9	34.9
62.5	15	21.5	47.4	45.4	31.9	28.9
100	19.1	20.1	44.3	42.3	27.8	24.8
200	27.6	18.0	39.8	37.8	21.8	18.8
250	31.1	17.3	38.3	36.3	19.8	16.8
300	34.3	16.8	37.1	35.1	18.3	15.3
500	45.3	15.2	33.8	31.8	13.8	10.8

Color Code:

PAIR NO	COLOR
1	White-Blue Stripe and Blue
2	White-Orange Stripe and Orange
3	White- Green Stripe and Green
4	White-Brown Stripe and Brown

Jacket Color (C1 C2):

 Grey (01)	 Blue (02)
 Red (03)	 White (04)
 Violet (05)	 Orange (06)
 Yellow (07)	 PE-Black (08)

Packaging: Available in Reel of 305m(1000ft) **(04)** / Reel of 500 m(1640ft) **(05)**
(P1 P2) Length Tolerance: +/- 2 meter

Product Code / Part No:

Part No	Product Name	Euro Class
32127-F-C1C2P1P2	Cat 6A U/UTP-LSHF-Special barrier tape	CPR-Eca
32128-F-C1C2P1P2	Cat 6A U/UTP-LSHF-Special barrier tape	CPR-Dca
31127-F-C1C2P1P2	Cat 6A U/UTP-PVC-Special barrier tape	CPR-Eca
33126-F-C1C2P1P2	Cat 6A U/UTP-PE-Special barrier tape	CPR-Fca

Refer to Jacket Color and Packaging details for C1C2 and P1P2 respectively



The information given herein, including drawings, illustrations and schematics are intended for illustration purposes only and is believed to be reliable. However, Sterlite Technologies makes no warranties to its accuracy or completeness and disclaims any liability in connection with its use. Sterlite Technologies obligations shall be only set forth in Sterlite Technologies standard terms and conditions of the sale and in no case, Sterlite Technologies be liable for any incidental, indirect or consequential damages arising out of sale, resale, use or misuse of the product.

Users of Sterlite Technologies products should make their own evaluation to determine the suitability of such each product for the specific application.